Features

Regulated Converters

- 2:1 and 4:1 Wide input voltage range
- SIP8 Package style
- UL94V-0 Package material
- Continuous short circuit protected
- Low noise
- 1kVDC, 2kVDC or 3kVDC Isolation

RECOM
DC/DC Converter

RSO-S(D)(Z)

1 Watt SIP8 Single & Dual Output

3 YEAR warranty

Description

High-power-density, an industrial temperature range of -40°C to +100°C and extra features like On-Off-control are just some of the characteristics of this converter, ideal for highly sophisticated industrial-designs. The RSO series is available with isolation of 2kV or 3kV by choosing option „/H2“ or „/H3“. The standard version offers 2:1 input voltage range, while the “Z” version features 4:1 input voltage range, which includes an input voltage range covering both 5V and 12V supplies.



Selection Guide

Part Number	Input Voltage Range [VDC]	Output Voltage [VDC]	Output Current [mA]	Efficiency typ. [%]	max. Capacitive Load (3) [µF]
RSO-xx3.3S	4.5-9 (1), 9-18, 18-36, 36-72	3.3	300	68-72	3300
RSO-xx3.3SZ	9-36, 18-72			68-70	
RSO-xx05S	4.5-9 (1), 9-18, 18-36, 36-72	5	200	73-78	1200
RSO-xx05SZ	4.5-18(1,2), 9-36, 18-72				
RSO-xx09S	4.5-9 (1), 9-18, 18-36, 36-72	9	111	74-81	680
RSO-xx09SZ	4.5-18 (1,2), 9-36, 18-72			75-78	
RSO-xx12S	4.5-9 (1), 9-18, 18-36, 36-72	12	83	75-83	680
RSO-xx12SZ	4.5-18 (1,2), 9-36, 18-72			77-83	
RSO-xx15S	4.5-9 (1), 9-18, 18-36, 36-72	15	67	75-83	680
RSO-xx15SZ	4.5-18 (1,2), 9-36, 18-72			78-83	
RSO-xx3.3D	4.5-9 (1), 9-18, 18-36, 36-72	±3.3	±150	68-72	±1500
RSO-xx3.3DZ	9-36, 18-72			70-74	
RSO-xx05D	4.5-9 (1), 9-18, 18-36, 36-72	±5	±100	73-76	±470
RSO-xx05DZ	4.5-18 (1,2), 9-36, 18-72			77	
RSO-xx09D	4.5-9 (1), 9-18, 18-36, 36-72	±9	±56	74-78	±470
RSO-xx09DZ	4.5-18 (1,2), 9-36, 18-72			74-78	
RSO-xx12D	4.5-9 (1) 9-18, 18-36, 36-72	±12	±42	75-80	±330
RSO-xx12DZ	4.5-18 (1,2), 9-36, 18-72			75-80	
RSO-xx15D	4.5-9 (1), 9-18, 18-36, 36-72	±15	±34	75-80	±330
RSO-xx15DZ	4.5-18 (1,2), 9-36, 18-72			75-80	

Notes:

Note1: Derate to 75% if V_{IN} is <5VDC (refer to **„Line Derating“**)

Note2: 12V 4:1 input also requires an external 10µF capacitor (refer to **„Protection Circuit“**)

Note3: Maximum capacitive load is defined as the capacitive load that will allow start up in under 1 second without damage the converter

c UL us E224736

UL60950-1 certified
CAN/CSA No. 60950-1-07 certified
IEC/EN60950-1 certified
IEC/EN60601-1 certified
CB Report

PREFERRED ALTERNATIVES
For new medical applications:
REM3.5E

Model Numbering

RSO- ___ ___ ___ / ___

- nom. Input Voltage
- Output Voltage
- **S**ingle or **D**ual
- Isolation (5)
- 2:1 or 4:1 Input (4)

Notes:

Note4: add „**Z**“ for 4:1 Input Voltage (12= 4.5-18VDC; 24= 9-36VDC; 48= 18-72VDC)

Note5: add suffix „**/H2**“ for 2kVDC isolation or **„/H3“** for 3kVDC isolation, without = standard 1kVDC isolation

Ordering Examples:

RSO-0512S:	4.5-9Vin	12Vout	Single	2:1 Input Voltage	1kVDC Isolation
RSO-0505DZ/H3	4.5-9Vin	±5Vout	Dual	4:1 Input Voltage	3kVDC Isolation
RSO-1212SZ/H2	4.5-18Vin	12Vout	Single	4:1 Input Voltage	2kVDC Isolation

Specifications (measured @ Ta= 25°C, nom. Vin, full load and after warm-up unless otherwise stated)

BASIC CHARACTERISTICS

Parameter	Condition		Min.	Typ.	Max.
Input Voltage Range	2:1 Input	nom Vin= 5VDC	4.5VDC (1)		9VDC
		12VDC	9VDC		18VDC
		24VDC	18VDC		36VDC
		48VDC	36VDC		72VDC
	4:1 Input	nom Vin= 12VDC	4.5VDC (1,2)		18VDC
		24VDC	9VDC		36VDC
		48VDC	18VDC		72VDC
Quiescent Current	nom Vin= 5VDC			40mA	
	12VDC			32mA	
	24VDC			25mA	
	48VDC			15mA	
Minimum Load (6)			10%		
ON/OFF CTRL	DC-DC ON		open or high impedance		
	DC-DC OFF		external V_{CTRL}= 5-12VDC + 1N4148 and 68Ω resistor		
Input Current of CTRL Pin	DC-DC ON			3mA	6mA
Standby Current	DC-DC OFF			10mA	
Internal Operating Frequency	2:1 Input		200kHz		500kHz
	4:1 Input		100kHz		800kHz
Output Ripple and Noise	20MHz BW				50mVp-p

Notes:

Note6: Operation below 10% load won't harm the converter, but specifications may not be met

Efficiency vs. Load

RSO-24xx

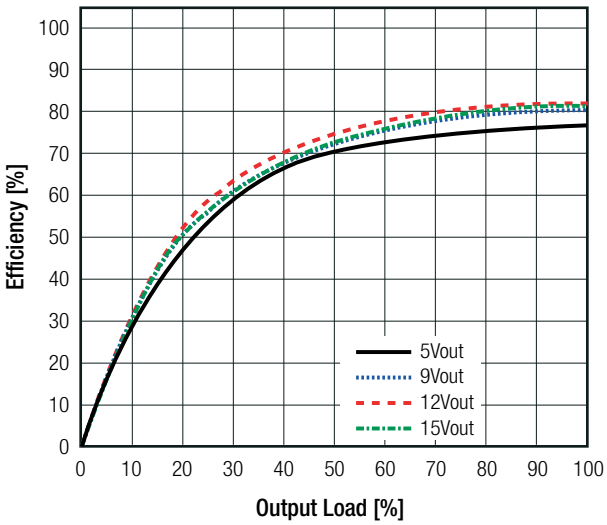

Line Derating

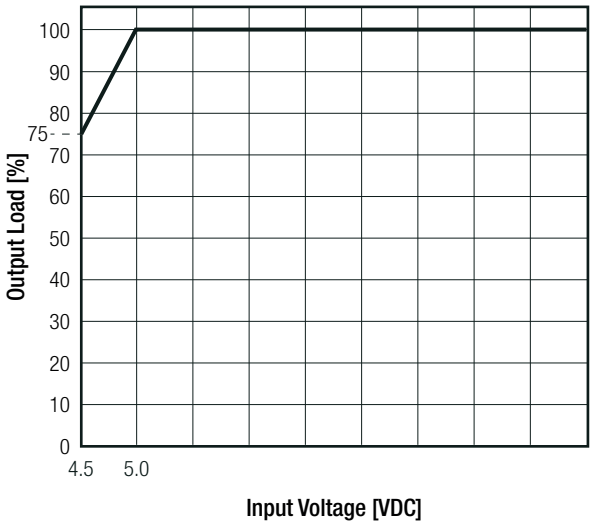

ON/OFF CTRL

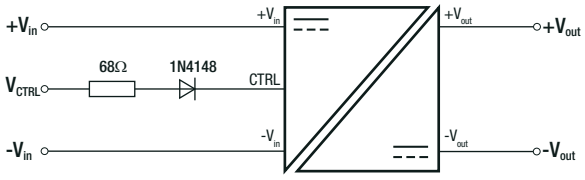

DC-DC ON: Open or high impedance
DC-DC OFF: V_{CTRL}= 5-12VDC + 1N4148 and 68Ω resistor

continued on next page

Specifications (measured @ Ta= 25°C, nom. Vin, full load and after warm-up unless otherwise stated)

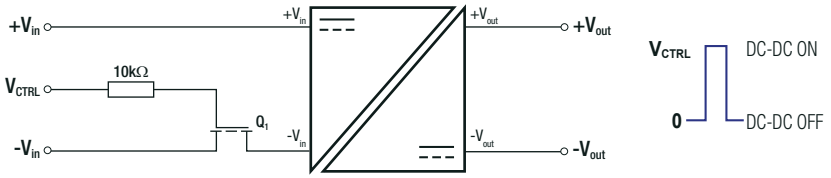

REGULATIONS

Parameter	Condition		Value
Output Accuracy			±2.0% typ.
Line Regulation	2:1 Input 4:1 Input		±0.2% max. ±0.5% max.
Load Regulation	10% to 100% full load	2:1 Input 4:1 Input	0.4% max. 0.5% typ.

PROTECTIONS

Parameter	Type			Value
Short Circuit Protection (SCP)	below 100mΩ			continuous, auto recovery
Isolation Voltage (7)	standard without suffix	tested for 1 second		1kVDC
		rated for 1 minute		500VAC/60Hz
	/H2 version	tested for 1 second		2kVDC
		rated for 1 minute		1kVAC/60Hz
	/H3 version	tested for 1 second		3kVDC
		rated for 1 minute		1.5kVAC/60Hz
Isolation Resistance				1GΩ min.
Isolation Capacitance	standard without suffix	2:1 Input	Single	10pF min. / 40pF typ. / 60pF max.
		2:1 Input	Dual	120pF min. / 170pF typ. / 250pF max.
		4:1 Input	Single	200pF max.
	/H2 and /H3 version	2:1 Input	Single/Dual	5pF min. / 30pF typ. / 60pF max.
		4:1 Input	Single/Dual	30pF max.
Insulation Grade	according to 60950-1			basic

Notes:

Note7: For repeat Hi-Pot testing, reduce the time and/or the test voltage

Note8: Refer to local safety regulations if input over-current protection is also required. Recommended fuse: slow blow type

Protection Circuit

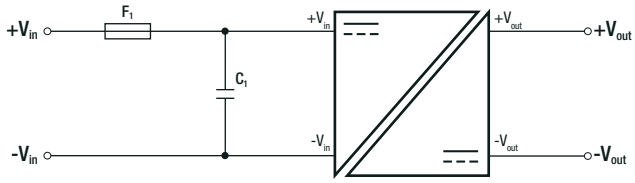

RSO-12xxSZ(DZ) requires a 10µF MLCC capacitor (C1) on input side

ENVIRONMENTAL

Parameter	Condition	Value
Operating Temperature Range	with derating @ free air convection (see graph)	-40°C to +100°C
Operating Altitude		5000m

continued on next page

Specifications (measured @ Ta= 25°C, nom. Vin, full load and after warm-up unless otherwise stated)

Parameter	Condition		Value
Operating Humidity	non-condensing		95% RH max.
Pollution Degree			PD2
MTBF	according to MIL-HDBK-217F, G.B.	+25°C +85°C	1685 x 10^3 hours 254 x 10^3 hours

Derating Graph
(@ Chamber and free air convection)

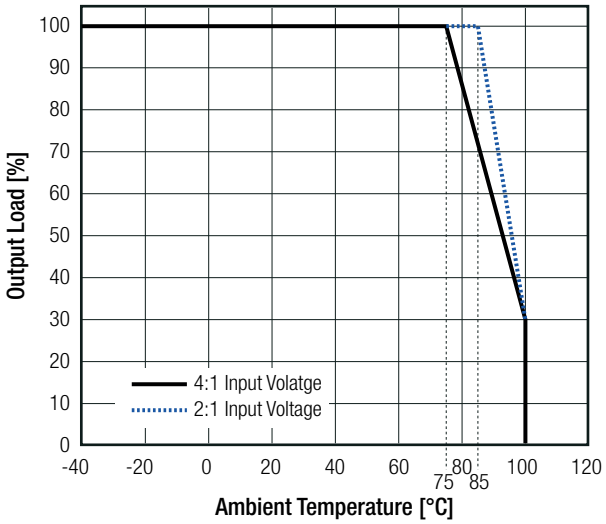

SAFETY AND CERTIFICATIONS

Certificate Type (Safety)	Report / File Number	Standard
Information Technology Equipment, General Requirements for Safety (LVD)	SPCLVD1605077-10	IEC60950-1, 2nd Edition, AM2: 2013 EN60950-1, 2nd Edition, A2:2013
Information Technology Equipment, General Requirements for Safety (CB)	L0339L48-CB-1-B1	IEC60950-1:2005, 2nd Edition + A2:2013
Information Technology Equipment, General Requirements for Safety	E224736-A34-UL	UL60950-1, 2nd Edition, 2014 CAN/CSA C22.2 No. 60950-1-07
Medical Electric Equipment, General Requirements for Safety and Essential Performance	SPC1006048	IEC60601-1:1988 + A2:1995 EN60601-1:1990 + A13 :1996
EAC	RU-AT.AB49.B.09571	TP TC 004/2011
RoHS2		RoHS 2011/65/EU + AM2015/863

EMC Compliance	Condition	Standard / Criterion
Electromagnetic compatibility of multimedia equipment - Emission requirements (9)	with external filter (see filter suggestion below)	EN55032, Class A EN55032, Class B

EMC Filtering Suggestions according to EN55032

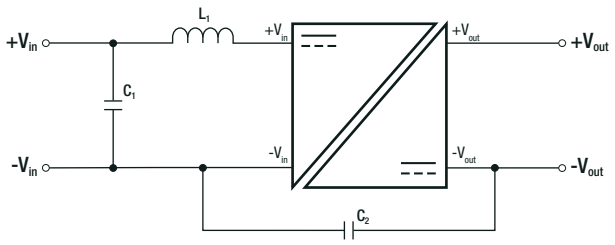

Component List Class A

Model	C1	C2	L1
RSO-0505S	10µF/100V MLCC	N/A	3.9µH choke RLS-397
RSO-1205S			
RSO-2405S			
RSO-4805S			

Component List Class B

Model	C1	C2	L1
RSO-0505S	10µF/100V MLCC	2.2nF	5.6µH RLS-567
RSO-1205S			
RSO-2405S			
RSO-4805S			12µH RLS-126

Notes:

Note9: Filter suggestions are valid for indicated part numbers only.
For other part numbers, please contact RECOM tech support for advice.

Specifications (measured @ Ta= 25°C, nom. Vin, full load and after warm-up unless otherwise stated)

DIMENSION AND PHYSICAL CHARACTERISTICS

Parameter	Type	Value
Material	case potting PCB	non-conductive black plastic, (UL94 V-0) epoxy, (UL94 V-0) FR4, (UL94 V-0)
Dimension (LxWxH)		21.8 x 11.1 x 9.2mm
Weight		4.7g typ.

Dimension Drawing (mm)

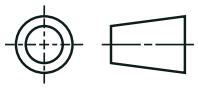

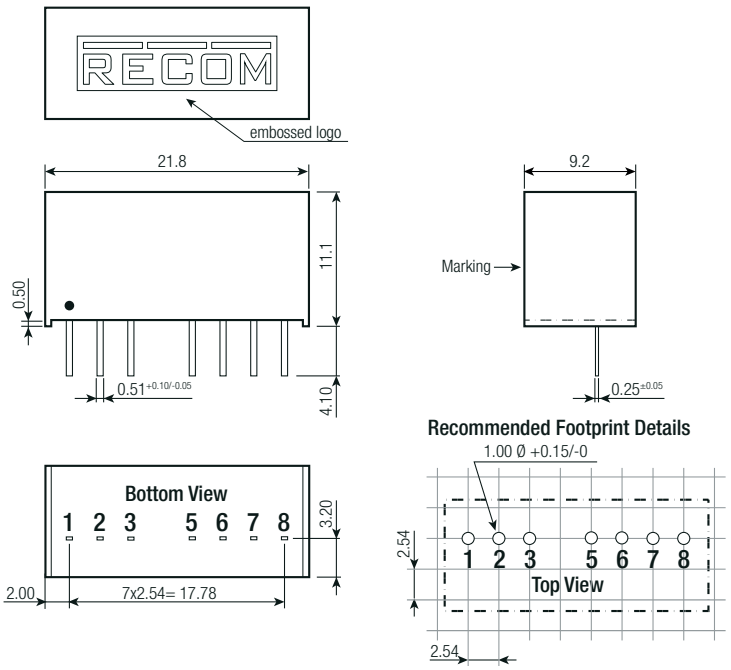

Pinning information

Pin #	Single	Dual
1	-Vin	-Vin
2	+Vin	+Vin
3	CTRL (10)	CTRL (10)
5	NC	NC
6	+Vout	+Vout
7	-Vout	COM
8	NC (11)	-Vout

NC= no connection
Tolerance: xx.x= ±0.5mm
xx.xx= ±0.25mm

Notes:

Note10: This pin provides an Off function which puts the converter into a low power mode. When the pin is 'high' the converter is OFF and when the pin is open the converter is ON. There is no allowed low state for this pin. (refer to **„ON/OFF CTRL"**)

Note11: This pin is used internally. No external connection allowed

PACKAGING INFORMATION

Parameter	Type	Value
Packaging Dimension (LxWxH)	tube	520.0 x 17.0 x 10.0mm
Packaging Quantity	tube	22pcs
Storage Temperature Range		-55°C to +125°C
Storage Humidity		95% RH max.

The product information and specifications may be subject to changes even without prior written notice.The product has been designed for various applications; its suitability lies in the responsibility of each customer. The products are not authorized for use in safety-critical applications without RECOM's explicit written consent. A safety-critical application is an application where a failure may reasonably be expected to endanger or cause loss of life, inflict bodily harm or damage property. The applicant shall indemnify and hold harmless RECOM, its affiliated companies and its representatives against any damage claims in connection with the unauthorized use of RECOM products in such safety-critical applications.