CUI Devices is now Same Sky! Learn More

SERIES: SJ-358XNG | **DESCRIPTION:** AUDIO JACK

FEATURES

- low profile design
- switch options include:
  - no switch
  - tip switch
  - ring switch
  - tip and ring switch
- w/isolated DPDT switch
- plastic bushing
- w/kinked pins



RoHS

PART NUMBER KEY

SJ - 358 **X** NG

Base Number

Switch Options
0A = tip switch
0B = ring switch
1 = tip and ring switch
9A = no switch
9B = tip switch (no ring)

SPECIFICATIONS

parameter	conditions/description	min	typ	max	units
rated input voltage			12		Vdc
rated input current				1	A
contact resistance	between terminal and mating plug between terminal in a closed circuit*			50 30	mΩ mΩ
insulation resistance	at 500 Vdc	100			MΩ
voltage withstand	at 50/60Hz for 1 minute			500	Vac
insertion/withdrawal force		0.3		3	kg
terminal strength	any direction for 10 seconds			500	g
operating temperature		-25		85	°C
life			5,000		cycles
RoHS	yes				

Notes: *When measured at a current of less than 100 mA / 1 kHz

SOLDERABILITY

parameter	conditions/description	min	typ	max	units
wave soldering	dipped in solder pot for 5±0.5 seconds at	255	260	265	°C

MECHANICAL DRAWING

units: mm[inches]

TOLERANCE:
X.X ±0.2mm
X.XX ±0.1mm
X.XXX ±0.05mm

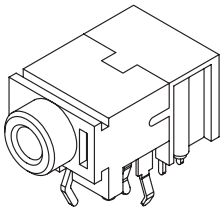

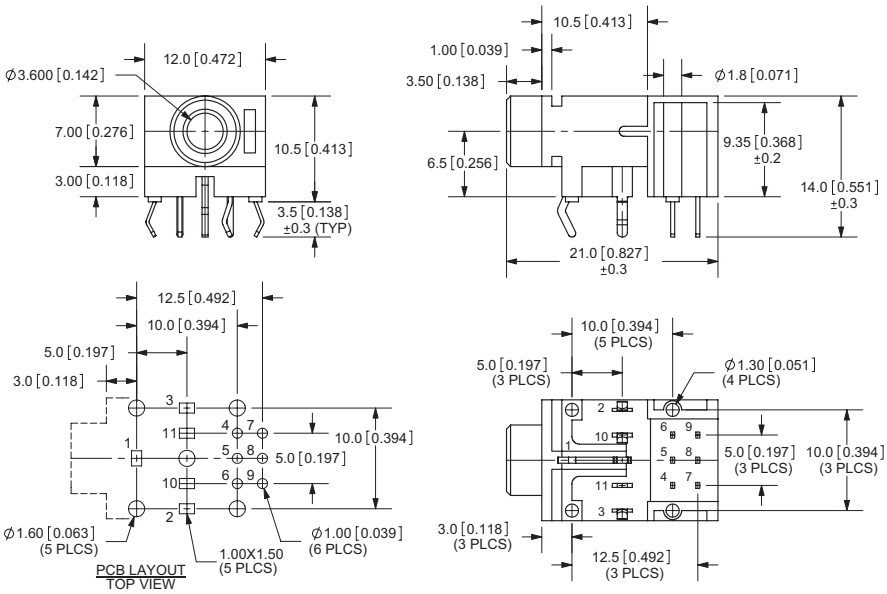

	MATERIAL	PLATING
terminal 1	brass	tin
terminal 2	copper alloy	tin
terminal 3	copper alloy	tin
terminal 4	brass	silver
terminal 5	brass	silver
terminal 6	brass	silver
terminal 7	brass	silver
terminal 8	brass	silver
terminal 9	brass	silver
terminal 10	brass	tin
terminal 11	brass	tin
spring	stainless steel	
contact clip	C5210R-EH	silver
insulator	PA66	
plastic	PBT	

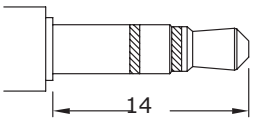

Ø 3.5 MATING PLUG

Model No.	SJ-3580ANG	SJ-3580BNG	SJ-3581NG	SJ-3589ANG	SJ-3589BNG
Schematic	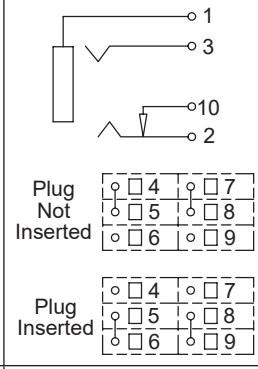	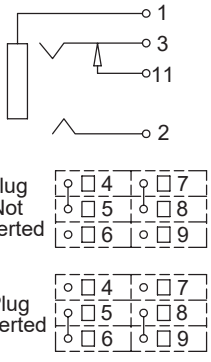	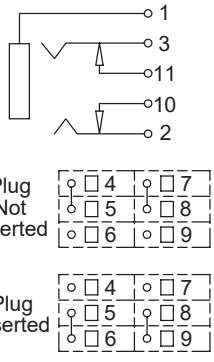	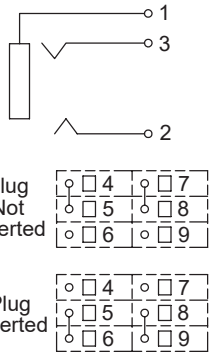	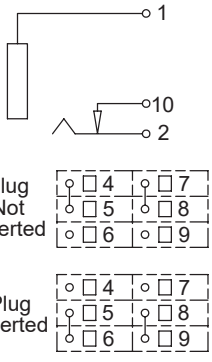
Pin					
1	sleeve	sleeve	sleeve	sleeve	sleeve
2	tip	tip	tip	tip	tip
3	ring	ring	ring	ring	NP
10	tip switch	NP	tip switch	NP	tip switch
11	NP	ring switch	ring switch	NP	NP

REVISION HISTORY

rev.	description	date
1.0	initial release	09/13/2006
1.01	new template applied	01/27/2012
1.02	brand update	01/31/2020

The revision history provided is for informational purposes only and is believed to be accurate.

CUI DEVICES

CUI Devices offers a one (1) year limited warranty. Complete warranty information is listed on our website.

CUI Devices reserves the right to make changes to the product at any time without notice. Information provided by CUI Devices is believed to be accurate and reliable. However, no responsibility is assumed by CUI Devices for its use, nor for any infringements of patents or other rights of third parties which may result from its use.

CUI Devices products are not authorized or warranted for use as critical components in equipment that requires an extremely high level of reliability. A critical component is any component of a life support device or system whose failure to perform can be reasonably expected to cause the failure of the life support device or system, or to affect its safety or effectiveness.

cuidevices.com