TIGER™ EYE IDC

TIGER EYE™ FLAT IDC WIRE CABLES



(1.27 mm) .050" PITCH • FFMD SERIES

FFMD
Mates:
FLE*, SFMC*

TRANSFER END
Mates:
FTS, FTSH, EHF, SHF, ESHF

SPECIFICATIONS

Insulator Material:
PBT
Terminal:
Phosphor Bronze
Contact:
BeCu (-T)
Plating:
Sn over 50 µ" (1.27 µm) Ni
Wire:
30 AWG
Current Rating:
2.5 A per pin
(2 pins powered)
Operating Temp Range:
-40 °C to +105 °C
Voltage Rating:
215 VAC / 304 VDC

ALSO AVAILABLE
MOQ Required

Other sizes

SERIES	NO. PINS PER ROW	END OPTION	OVERALL LENGTH	01	TRANSFER OPTION	OTHER OPTION
FFMD = Terminal Strip	**–04, –05, –08, –10, –13, –17, –20, –25** (Standard sizes)	**–S** = Single End **–D** = Double End **–T** = Transfer End	**–"XX.XX"** = Assembled Length		Leave blank for –S and –D End Options. **–N** = Notch Polarization on socket (-T end only) (Not available with -04 position)	**–RW** = Reverse Wiring (Red wire opposite position #1) **–D "XX"** = Daisy Chain **–SR** = Strain Relief (Mates only with ESHF Series) (Not available with –O, –M, –R or –DXX) **–R** = Reversed **–M** = Middle Reversed (Requires –DXX) **–O** = Outside Reversed (Requires –DXX)

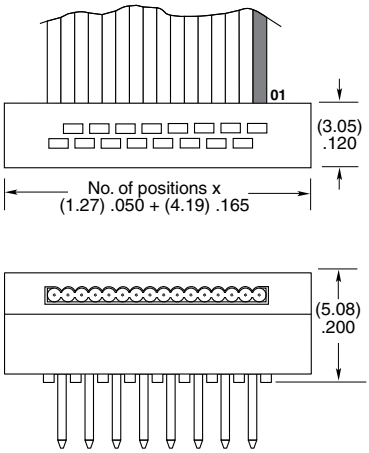

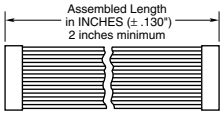

Assemble Length (-"XX.XX")



Single End (–S)

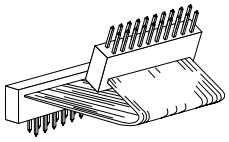

Double End (–D)

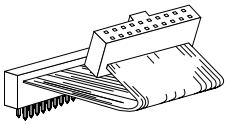

Transfer End (–T)

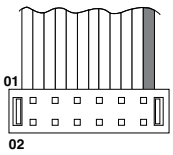

Reverse Wiring (–RW)

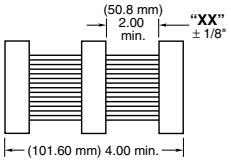

Daisy Chain (–D "XX")

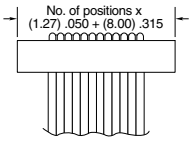

Strain Relief (–SR)

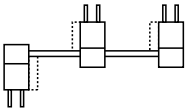

Reversed (–R)

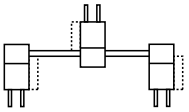

Middle Reversed (–M)

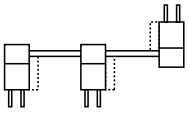

Outside Reversed (–O)

***Note:**
Standard FFMD callout will not mate with FLE, SFMC. Must use gold plated callouts. (See drawing on web.)
When mated with a socket, Wire 1 mates with Pin 2; Wire 2 mates with Pin 1, etc.

Note:
This Series is non-standard, non-returnable.

ise approved in writing by Samtec, all parts and components are designed and built according to Samtec's specifications which are subject to change without notice.