POWER™ STRIP

HIGH POWER SYSTEMS

20-60 A per blade

FEATURES & BENEFITS

- Current Rating: 23 A - 58.7 A per power blade
- 3.81 mm, 5.00 mm and 6.35 mm pitch
- Dual blade contact system
- Power only or power/signal combinations available
- Right-angle and vertical orientations
- Rugged screw down and locking clip options
- Discrete wire cable assemblies with 10-16 AWG wire (see pages 246-248)
- "Hinged" for unique mating in any orientation from 0° to 90° and space confined applications





Hermaphroditic options
samtec.com?MPPT and
samtec.com?UPPT

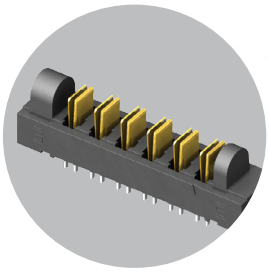

Hinging options available
samtec.com?FMPT and
samtec.com?FMPS

CREEPAGE & CLEARANCE

SERIES	CREEPAGE	CLEARANCE
UPT/UPS/UPPT	5.50 mm	1.51 mm
MPT/MPS/MPTC/MPSC	2.95 mm	2.71 mm
PET/PES/PETC/PESC	3.66 mm	3.31 mm

Selectively loading contacts achieves customer specific creepage and clearance requirements.

KEY SPECIFICATIONS

SERIES	PITCH	INSULATOR MATERIAL	CONTACT MATERIAL	PLATING	OPERATING TEMP RANGE	CURRENT RATING	VOLTAGE RATING	LEAD-FREE SOLDERABLE
UPT/UPS	(3.81 mm) .150"	Black LCP	BeCu	Sn or Au over 50 µ" (1.27 µm) Ni	-55 °C to +105 °C (Sn) -55 °C to +125 °C (Au)	23 A (1 pin powered)	438 VAC/619 VDC	Yes
UPPT	(3.81 mm) .150"	Black LCP	Copper Alloy	Sn or Au over 50 µ" (1.27 µm) Ni	-55 °C to +105 °C (Sn) -55 °C to +125 °C (Au)	21.4 A (1 pin powered)	425 VAC/601 VDC	Yes
MPT/MPS	(5.00 mm) .1969"	Black LCP	Copper Alloy	Sn or Au over 50 µ" (1.27 µm) Ni	-55 °C to +105 °C (Sn) -55 °C to +125 °C (Au)	28 A (1 pin powered)	350 VAC/495 VDC	Yes
MPTC/MPSC	(5.00 mm) .197" (pwr) (2.00 mm) .079" (sig)	Black LCP	Signal: Phosphor Bronze Terminal: Copper Alloy	Sn or Au over 50 µ" (1.27 µm) Ni	-55 °C to +105 °C (Sn) -55 °C to +125 °C (Au)	28 A (pwr - 1 pin powered) 5 A (sig - 4 pins powered)	350 VAC/495 VDC	Yes
PET/PES	(6.35 mm) .250"	Black LCP	Copper Alloy	Sn or Au over 50 µ" (1.27 µm) Ni	-55 °C to +105 °C (Sn) -55 °C to +125 °C (Au)	58.7 A (1 pin powered)	450 VAC/636 VDC	Yes
PETC/PESC	(6.35 mm) .250" (pwr) (2.54 mm) .100" (sig)	Black LCP	Copper Alloy	Sn or Au over 50 µ" (1.27 µm) Ni	-55 °C to +105 °C (Sn) -55 °C to +125 °C (Au)	31 A (pwr - 1 pin powered) 5.7 A (sig - 4 pins powered)	650 VAC/920 VDC (pwr) 450 VAC/636 VDC (sig)	Yes

ise approved in writing by Samtec, all parts and components are designed and built according to Samtec's specifications which are subject to change without notice.

POWER STRIP 20

(3.81 mm) .150" PITCH • 20 A DUAL BLADE/LEAF POWER SYSTEMS

SERIES	POWER PINS	LEAD STYLE	TAIL LENGTH	PLATING OPTION	TAIL	OTHER OPTION	"X"R
UPT Terminal **UPS** Socket	**–02** **–04** **–06** **–08**	**–01** = RA only **–03.0** = (03.0 mm) .118" (UPT–V & UPT–PV only) **–04.0** = (04.0 mm) .157" (UPS–V & UPS–PV only) **–07.0** = (07.0 mm) .276" (UPS–V & UPS–PV only)	**–01** = Use with (1.60 mm) .062" Thick PCB (–V & –RA only) **–03** = Use with (1.60 mm) .062" Thick PCB (–PV only)	**–L** = 10 µ" (0.25 µm) Gold on contact, Matte Tin on tail **–T** = Matte Tin (–RA & –PV options only)	**–V** = Vertical (Not available with –T plating) **–RA** = Right-angle **–PV** = Press-fit, Vertical	**–LC** = Locking Clip (Manual placement required) Not available with –PV option	Leave blank for tube packaging **–TR** = Tape & Reel **–FR** = Full Reel Tape & Reel (must order max. quantity per reel; contact Samtec for quantity breaks)

UPT

Board Mates:
UPS



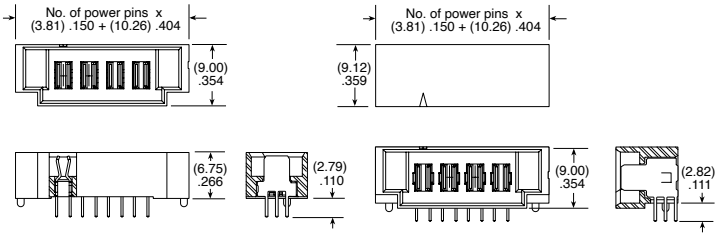

MATED HEIGHT*	
UPS LEAD STYLE	UPT LEAD STYLE
	–03.0
–04.0	(7.00) .276
–07.0	(10.00) .394

*Processing conditions will affect mated height.

UPS

Board Mates:
UPT



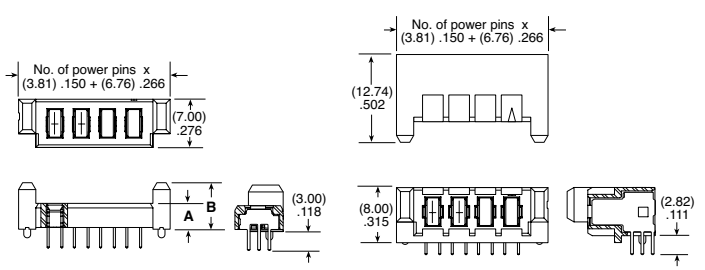

LEAD STYLE	A	B
–04.0	(3.75) .148	(6.75) .266
–07.0	(6.75) .266	(9.75) .384

View complete specifications at: **samtec.com?UPT** & **samtec.com?UPS**

SERIES	NO. OF POSITIONS	01	TAIL LENGTH	PLATING OPTION	RA	SD	"X"R
UPPT Hermaphroditic	**–02, –04, –06, –08**		**–01** = (1.60 mm) .062" Thick PCB	**–L** = 10 µ" (0.25 µm) Gold on contact, Matte Tin on tail **–T** = Matte Tin			Leave blank for tube packaging **–TR** = Tape & Reel **–FR** = Full Reel Tape & Reel (must order max. quantity per reel; contact Samtec for quantity breaks)

UPPT

Board Mates:
UPPT



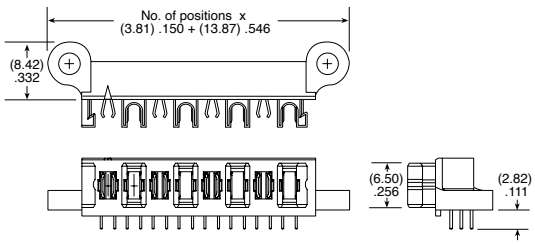

View complete specifications at: **samtec.com?UPPT**

Note:
Some lengths, styles and options are non-standard, non-returnable

wise approved in writing by Samtec, all parts and components are designed and built according to Samtec's specifications which are subject to change without notice.