Product data sheet

Specifications



AC servo motor BSH, Lexium 15, 0.5N.m, 4000rpm, keyed shaft, with brake, IP65

BSH0551P32F2A

Product availability: Non-Stock - Not normally stocked in distribution facility

Main

Device short name	BSH
Product or Component Type	Servo motor
Maximum mechanical speed	9000 rpm
Continuous stall torque	4.4 lbf.in (0.5 N.m) LXM32.U60N4 1.5 A, 400 V, three phase 4.4 lbf.in (0.5 N.m) LXM32.U60N4 1.5 A, 480 V, three phase 4.4 lbf.in (0.5 N.m) LXM15LD13M3, 230 V, single phase 4.4 lbf.in (0.5 N.m) LXM15LU60N4, 230 V, three phase
Peak stall torque	13.3 lbf.in (1.5 N.m) LXM32.U60N4 1.5 A, 400 V, three phase 13.3 lbf.in (1.5 N.m) LXM32.U60N4 1.5 A, 480 V, three phase 12.4 lbf.in (1.4 N.m) LXM15LD13M3, 230 V, single phase 12.4 lbf.in (1.4 N.m) LXM15LU60N4, 230 V, three phase
Nominal output power	300 W LXM32.U60N4 1.5 A, 400 V, three phase 300 W LXM32.U60N4 1.5 A, 480 V, three phase 170 W LXM15LD13M3, 230 V, single phase 170 W LXM15LU60N4, 230 V, three phase
Nominal torque	4.25 lbf.in (0.48 N.m) LXM32.U60N4 1.5 A, 400 V, three phase 4.25 lbf.in (0.48 N.m) LXM32.U60N4 1.5 A, 480 V, three phase 4.07 lbf.in (0.46 N.m) LXM15LD13M3, 230 V, single phase 4.07 lbf.in (0.46 N.m) LXM15LU60N4, 230 V, three phase
Nominal speed	6000 rpm LXM32.U60N4 1.5 A, 400 V, three phase 6000 rpm LXM32.U60N4 1.5 A, 480 V, three phase 4000 rpm LXM15LD13M3, 230 V, single phase 4000 rpm LXM15LU60N4, 230 V, three phase
Product compatibility	LXM15LD13M3 230 V single phase LXM15LU60N4 230 V three phase LXM32.U60N4 400 V three phase LXM32.U60N4 480 V three phase
Shaft end	Keyed
IP Degree of Protection	IP65 standard IP67 with IP67 kit
Speed feedback resolution	131072 points/turn x 4096 turns
Holding brake	With
Mounting Support	International standard flange
Electrical Connection	Rotatable right-angled connectors

Complementary

Range Compatibility	Lexium 15 Lexium 32
supply voltage max	480 V
Phase	Three phase
Continuous stall current	0.73 A

Price is “List Price” and may be subject to a trade discount – check with your local distributor or retailer for actual price.

Disclaimer: This documentation is not intended as a substitute for and is not to be used for determining suitability or reliability of these products for specific user applications

maximum continuous power	0.45 W
Maximum current Irms	3.5 A LXM15LD13M3 3.5 A LXM15LU60N4 2.9 A LXM32.U60N4
Maximum permanent current	2.9 A
Switching frequency	8 kHz
Second shaft	Without second shaft end
Shaft diameter	0.4 in (9 mm)
Shaft length	0.8 in (20 mm)
key width	0.5 in (12 mm)
Feedback type	Multiturn SinCos Hiperface
Holding torque	7.08 lbf.in (0.8 N.m) holding brake
Motor flange size	2.2 in (55 mm)
Number of motor stacks	1
Torque constant	0.7 N.m/A 248 °F (120 °C)
Back emf constant	40 V/krpm 248 °F (120 °C)
Number of motor poles	6
Rotor inertia	0.083 kg.cm²
Stator resistance	41.8 Ohm 68 °F (20 °C)
Stator inductance	71.5 mH 68 °F (20 °C)
Stator electrical time constant	1.09 ms 68 °F (20 °C)
Maximum radial force Fr	170 N 8000 rpm 180 N 7000 rpm 190 N 6000 rpm 200 N 5000 rpm 220 N 4000 rpm 240 N 3000 rpm 270 N 2000 rpm 340 N 1000 rpm
Maximum axial force Fa	0.2 x Fr
Brake pull-in power	10 W
type of cooling	Natural convection
Length	6.3 in (159 mm)
Centring collar diameter	1.6 in (40 mm)
centring collar depth	0.08 in (2 mm)
Number of mounting holes	4
Mounting holes diameter	0.2 in (5.5 mm)
Circle diameter of the mounting holes	2.5 in (63 mm)
Net Weight	2.9 lb(US) (1.3 kg)

Ordering and shipping details

Category	US1PC5318282
Discount Schedule	PC53
GTIN	3389118198814
Returnability	No

Country of origin	DE

Packing Units

Unit Type of Package 1	PCE
Number of Units in Package 1	1
Package 1 Height	4.53 in (11.5 cm)
Package 1 Width	7.48 in (19.0 cm)
Package 1 Length	15.55 in (39.5 cm)
Package 1 Weight	3.7 lb(US) (1.7 kg)

Contractual warranty

Warranty	18 months

Environmental Data

Schneider Electric aims to achieve Net Zero status by 2050 through supply chain partnerships, lower impact materials, and circularity via our ongoing “Use Better, Use Longer, Use Again” campaign to extend product lifetimes and recyclability.

Environmental Data explained >

How we assess product sustainability >

Environmental footprint

Carbon footprint (kg CO2 eq, Total Life cycle)	347
Environmental Disclosure	Product Environmental Profile

Use Better

Materials and Substances

Packaging made with recycled cardboard	Yes
Packaging without single use plastic	No
China RoHS Regulation	China RoHS declaration
California proposition 65	WARNING: This product can expose you to chemicals including: Lead and lead compounds, which is known to the State of California to cause cancer and birth defects or other reproductive harm. For more information go to www.P65Warnings.ca.gov
PVC free	Yes

Use Again

Repack and remanufacture

Circularity Profile	No need of specific recycling operations
WEEE	The product must be disposed on European Union markets following specific waste collection and never end up in rubbish bins.
Take-back	No

Dimensions Drawings

Servo Motors Dimensions

Example with Straight Connectors

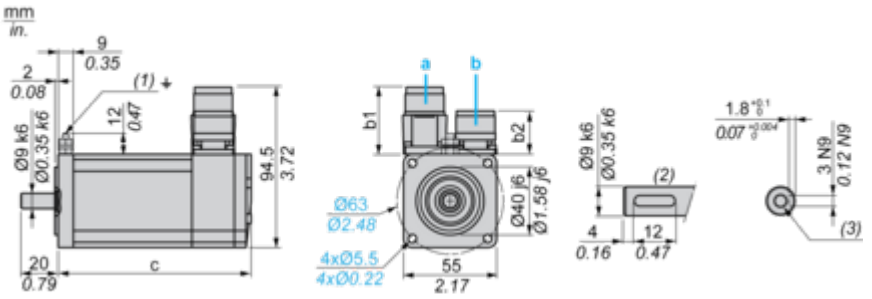

a: Power supply for servo motor brake
b: Power supply for servo motor encoder
(1) M4 screw
(2) Shaft end, keyed slot (optional)
(3) For screw M3 x 9 mm/M3 x 0.35 in.

Dimensions in mm

Straight connectors		Rotatable angled connectors		c (without brake)	c (with brake)
b	b1	b	b1		
39.5	25.5	39.5	39.5	132.5	159

Dimensions in in.

Straight connectors		Rotatable angled connectors		c (without brake)	c (with brake)
b	b1	b	b1		
1.55	1.00	1.55	1.55	5.21	6.25

Performance Curves

400 V 3-Phase Supply Voltage

Torque/Speed Curves

Servo motor with LXM32•U60N4 servo drive

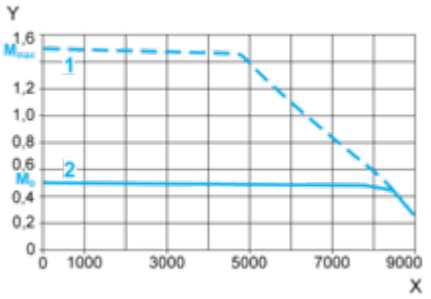

X Speed in rpm
Y Torque in Nm
1 Peak torque
2 Continuous torque

480 V 3-Phase Supply Voltage

Torque/Speed Curves

Servo motor with LXM32•U60N4 servo drive

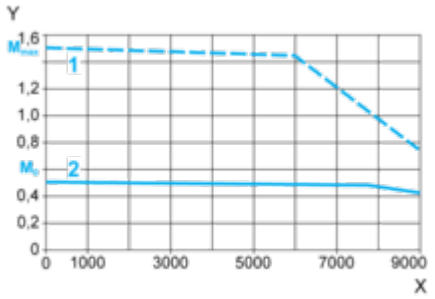

X Speed in rpm
Y Torque in Nm
1 Peak torque
2 Continuous torque