SMD Power Inductor
CDH74

Halogen Free



Description
- Ferrite drum core construction.
- Magnetically unshielded.
- L × W × H: 8.0 × 7.3 × 5.2 mm Max.
- Product weight: 0.7g(Ref.)
- Moisture Sensitivity Level: 1
- RoHS compliance.
- Halogen Free available.

Dimension - [mm]

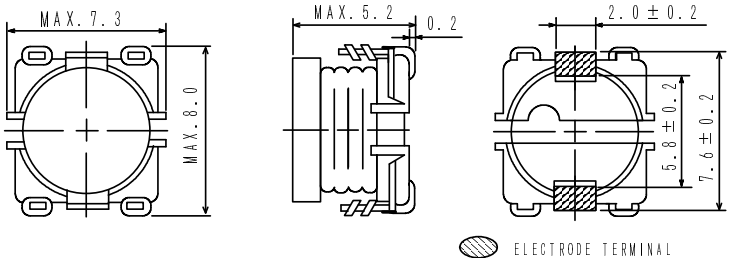

Land pattern and Schematics - [mm]

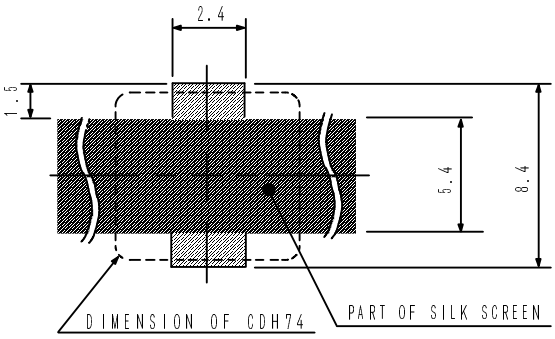

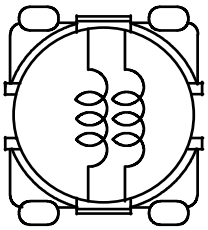

10 μ H～33 μ H

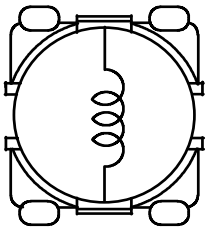

39 μ H～470 μ H

Environmental Data
- Operating temperature range: -40℃～+100℃ (including coil's self temperature rise)
- Storage temperature range: -40℃～+100℃
- Solder reflow temperature: 260 ℃ peak.

Packaging
- Carrier tape and reel packaging.
- 12.9"diameter reel
- 1000pcs per reel

Applications
- Ideally used in Notebook PC, Projector, LCD TV, Game machine, STB etc as DC-DC converter inductors.

Revised: 19-Dec-13

Electrical Characteristics

Part Name	Stamp	Inductance (μH) [within] ※1	D.C.R.(Ω) Max. (Typ.) (at 20℃)	Rated Current (A) ※2
CDH74NP-100LC	100	10±15%	56m (43m)	2.75
CDH74NP-120LC	120	12±15%	65m (50m)	2.45
CDH74NP-150LC	150	15±15%	83m (64m)	2.10
CDH74NP-180LC	180	18±15%	94m (72m)	1.95
CDH74NP-220LC	220	22±15%	0.13(0.10)	1.70
CDH74NP-270KC	270	27±10%	0.16(0.12)	1.55
CDH74NP-330KC	330	33±10%	0.17(0.13)	1.45
CDH74NP-390KC	390	39±10%	0.21(0.16)	1.30
CDH74NP-470KC	470	47±10%	0.23(0.18)	1.20
CDH74NP-560KC	560	56±10%	0.26(0.20)	1.15
CDH74NP-680KC	680	68±10%	0.35(0.27)	1.00
CDH74NP-820JC	820	82±5%	0.48(0.37)	0.92
CDH74NP-101JC	101	100±5%	0.55(0.42)	0.81
CDH74NP-121JC	121	120±5%	0.62(0.48)	0.73
CDH74NP-151JC	151	150±5%	0.72(0.55)	0.71
CDH74NP-181JC	181	180±5%	0.82(0.63)	0.66
CDH74NP-221JC	221	220±5%	1.08(0.83)	0.55
CDH74NP-271JC	271	270±5%	1.38(1.10)	0.48
CDH74NP-331JC	331	330±5%	1.55(1.24)	0.40
CDH74NP-391JC	391	390±5%	2.09(1.67)	0.38
CDH74NP-471JC	471	470±5%	2.39(1.91)	0.33

※1. Inductance Measuring condition : at 1kHz
※2. Rated current: The DC current at which the inductance decreases to 90% of it's initial value or when △t=40℃, whichever is lower (Ta=20℃).

Saturation Current & Temperature Rise Graph

L (20℃) L (100℃) △T

1. CDH74NP-100LC

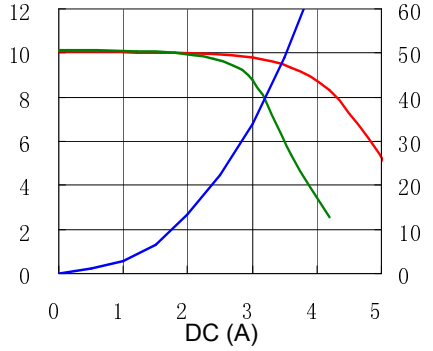

2. CDH74NP-120LC

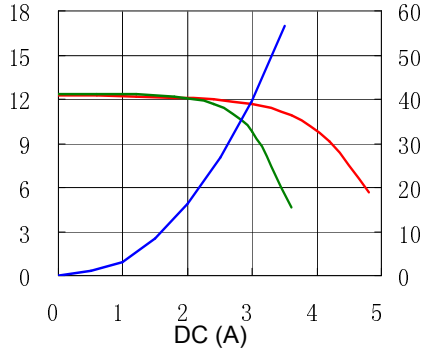

3. CDH74NP-150LC

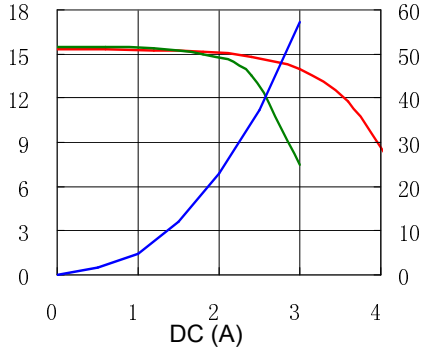

4. CDH74NP-180LC

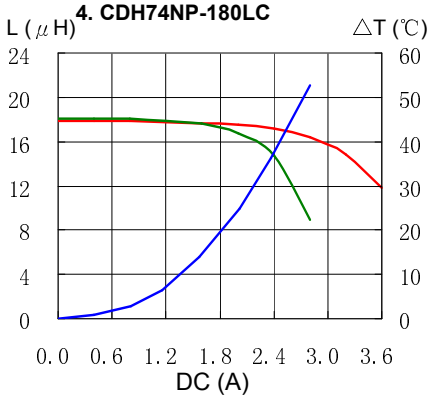

5. CDH74NP-220LC

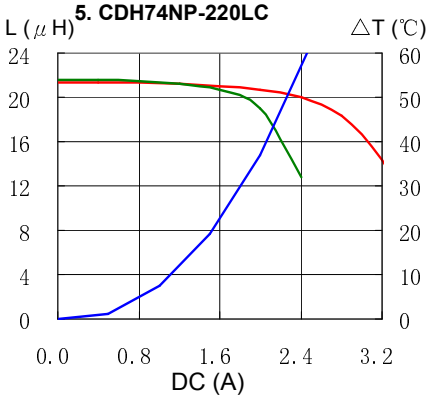

6. CDH74NP-270KC

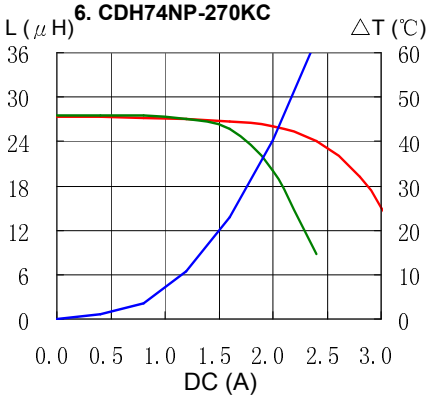

7. CDH74NP-330KC

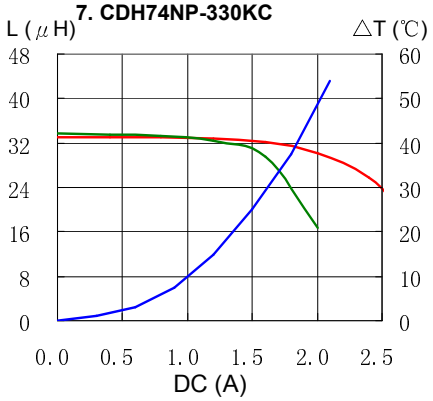

8. CDH74NP-390KC

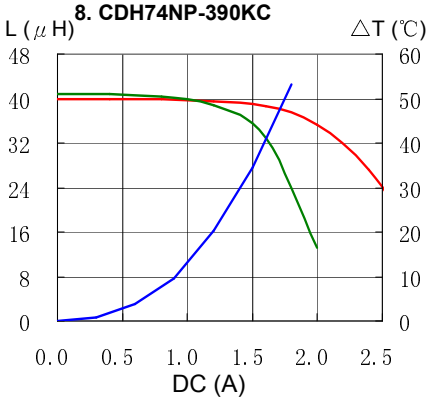

9. CDH74NP-470KC

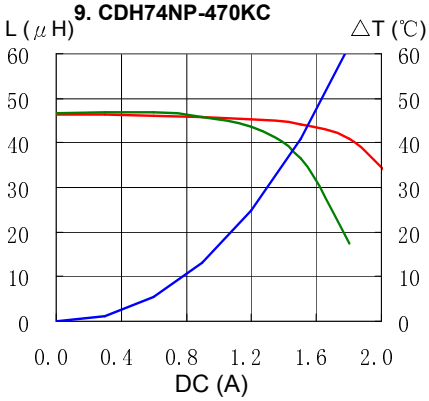

10. CDH74NP-560KC

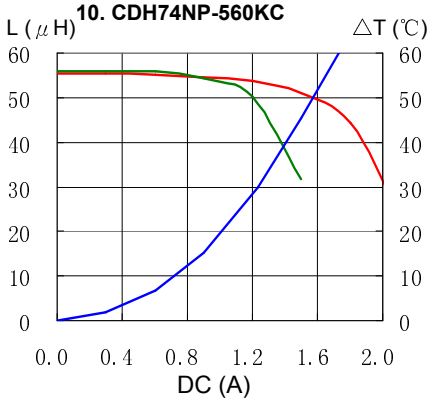

11. CDH74NP-680KC

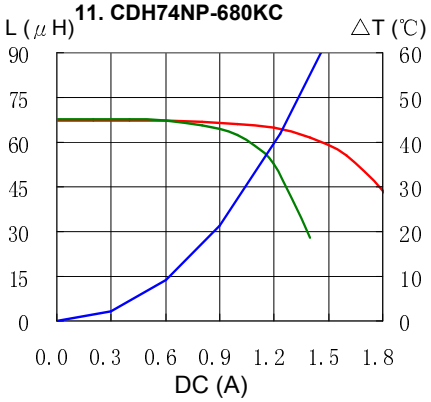

12. CDH74NP-820JC

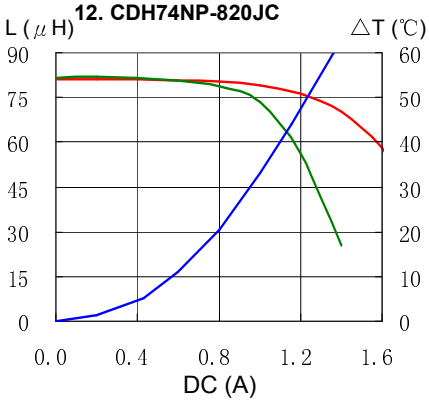

Saturation Current & Temperature Rise Graph

L (20℃) L (100℃) △T

13. CDH74NP-101JC

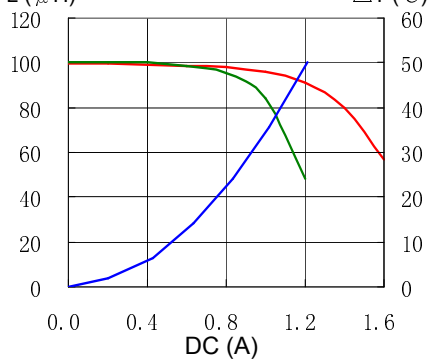

14. CDH74NP-121JC

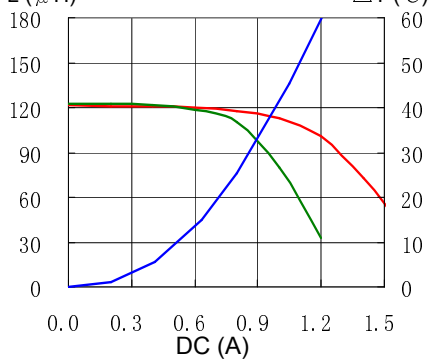

15. CDH74NP-151JC

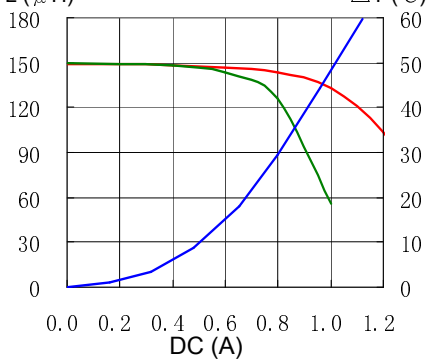

16. CDH74NP-181JC

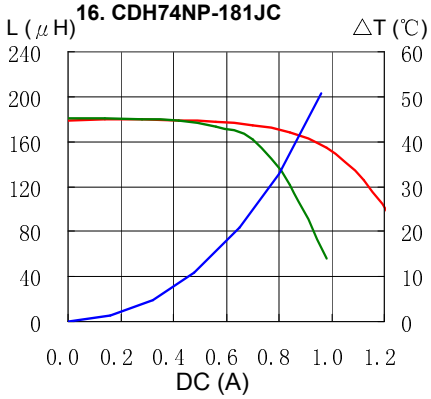

17. CDH74NP-221JC

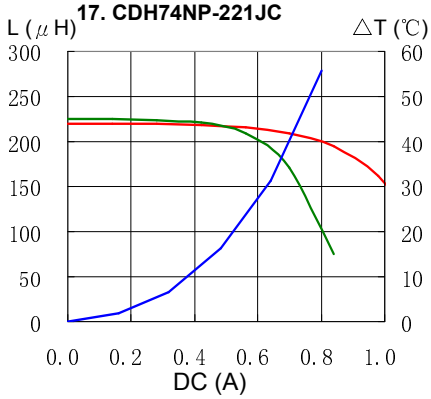

18. CDH74NP-271JC

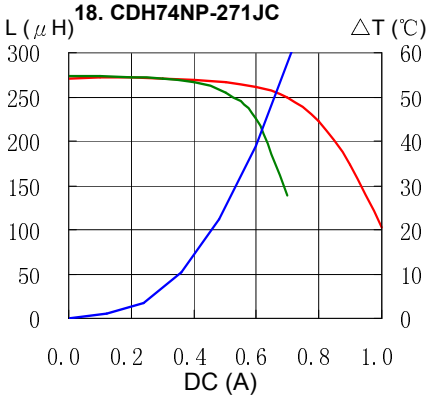

19. CDH74NP-331JC

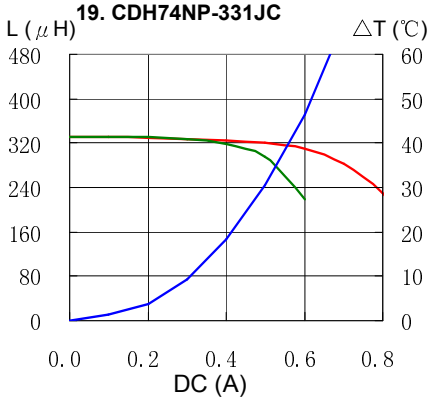

20. CDH74NP-391JC

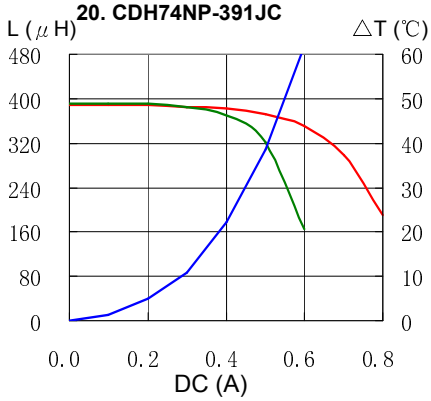

21. CDH74NP-471JC

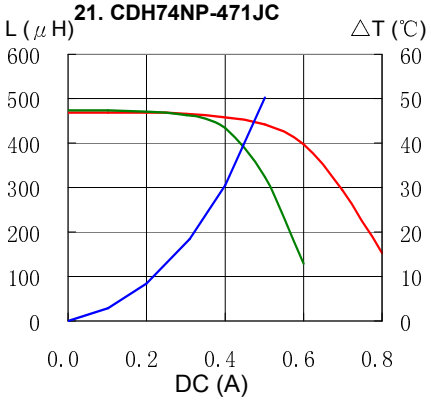

Solder Reflow Condition

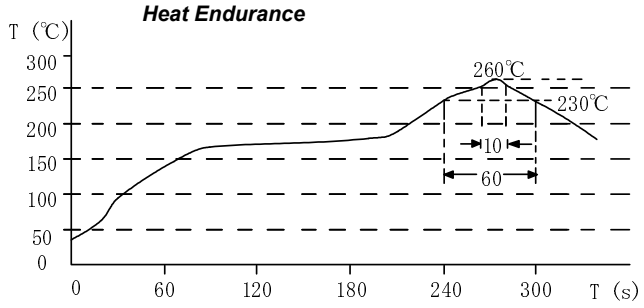

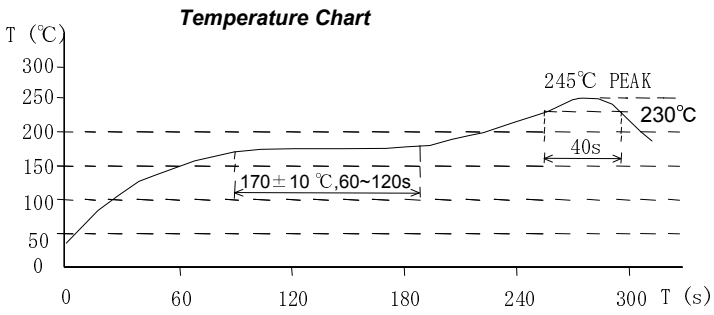

Please refer to the sales offices on our website - http://www.sumida.com

Hong Kong
Tel.+852-2880-6781
FAX.+852-2565-9600
sales@hk.sumida.com

Shanghai
Tel.+86-21-5836-3299
FAX.+86-21-5836-3266
shanghai.sales@cn.sumida.com

Shenzhen
Tel.+86-755-8291-0228
FAX.+86-755-8291-0338
shenzhen.sales@cn.sumida.com

Taipei
Tel.+886-2-8751-2737
FAX.+886-2-8751-2738
sales@tw.sumida.com

Saitama(Japan)
Tel.+81-48-691-7300
FAX.+81-48-691-7340
sales@jp.sumida.com

Seoul
Tel.+82-2-6237-0777
FAX.+82-2-6237-0778
sales@kr.sumida.com

Singapore
Tel.+65-6296-3388
FAX.+65-6841-4426
sales@sg.sumida.com

San Jose
Tel.+1-408-321-9660
FAX.+1-408-321-9308
sales@us.sumida.com

Chicago
Tel.+1-847-545-6700
FAX. +1-847-545-6720
sales@us.sumida.com

Obernzell
Tel.+49-8591-937-0
FAX. +49-8591-937-103
contact@eu.sumida.com

Neumarkt
Tel.+49-9181-4509-110
FAX. +49-9181-4509-310
infocomp@eu.sumida.com