SMD Power Inductor
CR105

RoHS



Dimension - [mm]

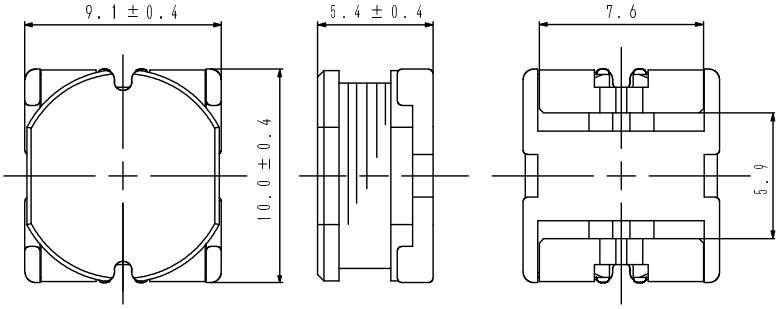

Land pattern and Schematics - [mm]

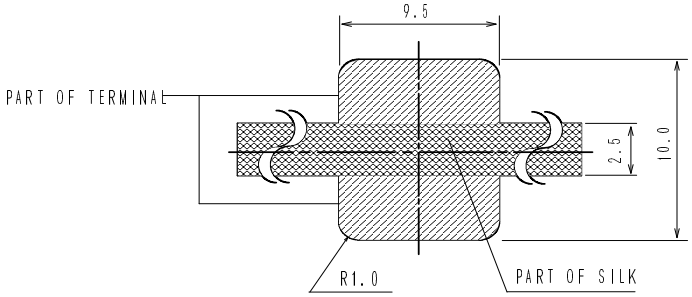

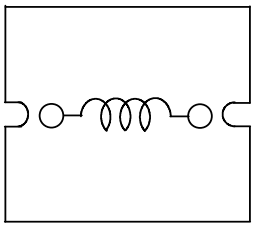

10μH～820μH

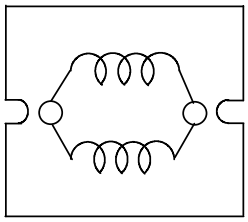

1.8μH～8.6μH

Description
- Ferrite drum core construction.
- Magnetically unshielded.
- L×W×H: 10.4×9.5×5.8 mm Max.
- Product weight: 1.3g(Ref.)
- Moisture Sensitivity Level: 1
- RoHS compliance.

Environmental Data
- Operating temperature range: -40℃～+100℃ (including coil's self temperature rise)
- Storage temperature range: -40℃～+100℃
- Solder reflow temperature: 260 ℃ peak.

Packaging
- Carrier tape and reel packaging
- 12.9"diameter reel
- 500pcs per reel

Applications
- Ideally used in Projector, PDA,DSC/DVC, Game Machine, DVD, STB, Notebook PC etc as DC-DC converter inductors.

Revised: 7-Jan-14

SMD Power Inductor
CR105

Electrical Characteristics

Part Name	Stamp	Inductance (μH) [within]※1	D.C.R. (Ω) [Max.] at 20℃	Rated Current (A) ※2
CR105NP-1R8MC	1R8M	1.8±20%	13.0m	6.0
CR105NP-2R5MC	2R5M	2.5±20%	15.6m	5.5
CR105NP-3R3MC	3R3M	3.3±20%	18.2m	5.0
CR105NP-4R2MC	4R2M	4.2±20%	20.8m	4.5
CR105NP-5R1MC	5R1M	5.1±20%	23.4m	4.0
CR105NP-6R3MC	6R3M	6.3±20%	26.0m	3.6
CR105NP-7R5MC	7R5M	7.5±20%	28.6m	3.3
CR105NP-8R6MC	8R6M	8.6±20%	32.5m	3.0
CR105NP-100MC	100M	10±20%	0.06	2.6
CR105NP-120MC	120M	12±20%	0.07	2.45
CR105NP-150MC	150M	15±20%	0.08	2.27
CR105NP-180MC	180M	18±20%	0.09	2.15
CR105NP-220MC	220M	22±20%	0.10	1.95
CR105NP-270MC	270M	27±20%	0.11	1.76
CR105NP-330MC	330M	33±20%	0.12	1.50
CR105NP-390MC	390M	39±20%	0.14	1.37
CR105NP-470KC	470K	47±10%	0.17	1.28
CR105NP-560KC	560K	56±10%	0.19	1.17
CR105NP-680KC	680K	68±10%	0.22	1.11
CR105NP-820KC	820K	82±10%	0.25	1.00
CR105NP-101KC	101K	100±10%	0.35	0.97
CR105NP-121KC	121K	120±10%	0.40	0.89
CR105NP-151KC	151K	150±10%	0.47	0.78
CR105NP-181KC	181K	180±10%	0.63	0.72
CR105NP-221KC	221K	220±10%	0.73	0.66
CR105NP-271KC	271K	270±10%	0.97	0.57
CR105NP-331KC	331K	330±10%	1.15	0.52
CR105NP-391KC	391K	390±10%	1.30	0.48
CR105NP-471KC	471K	470±10%	1.48	0.42
CR105NP-561KC	561K	560±10%	1.90	0.33
CR105NP-681KC	681K	680±10%	2.25	0.28
CR105NP-821KC	821K	820±10%	2.55	0.24

※1 .Inductance measuring frequency: 1.8μH ～ 8.6μH ; at 7.96 MHz
10μH ～ 82μH ; at 2.52 MHz
100μH ～ 820μH ; at 1 kHz

※2. Rated current: The D.C. current at which the inductance decreases to 90% of it's initial value or when △t=40℃, whichever is lower (Ta=20℃).

Saturation Current & Temperature Rise Graph

L (20℃) L (100℃) △T

1. CR105NP-1R8MC

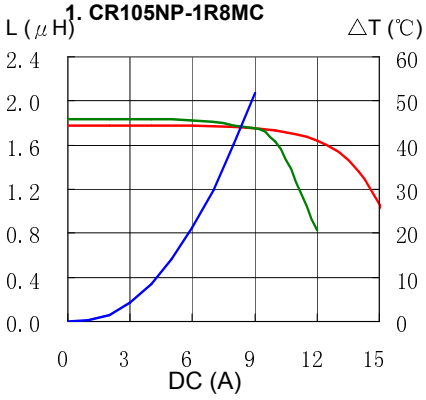

2. CR105NP-2R5MC

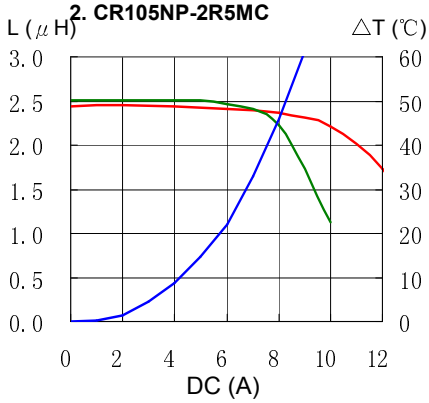

3. CR105NP-3R3MC

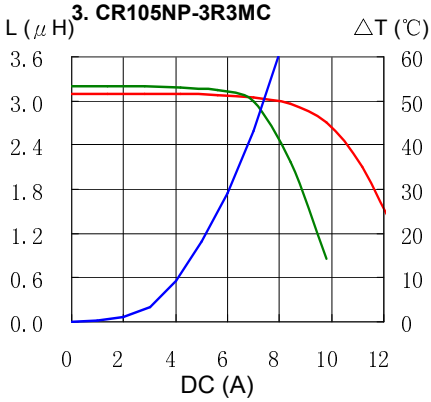

4. CR105NP-4R2MC

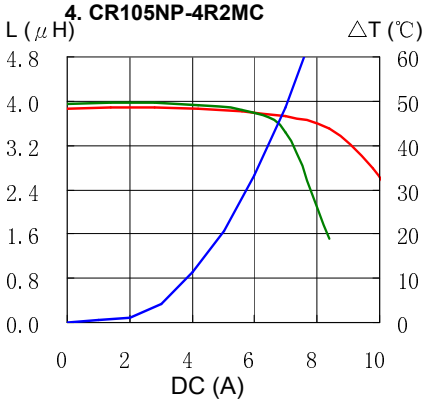

5. CR105NP-5R1MC

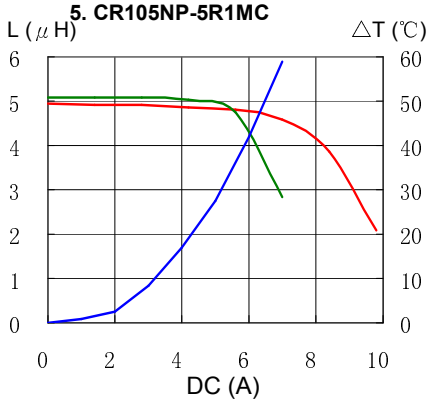

6. CR105NP-6R3MC

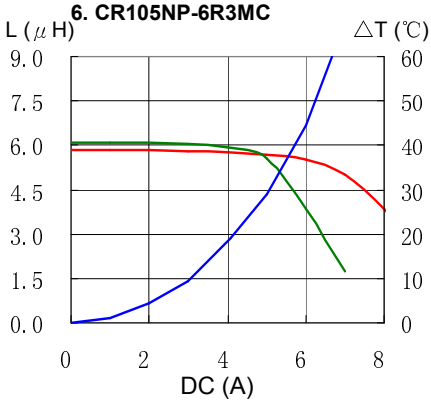

7. CR105NP-7R5MC

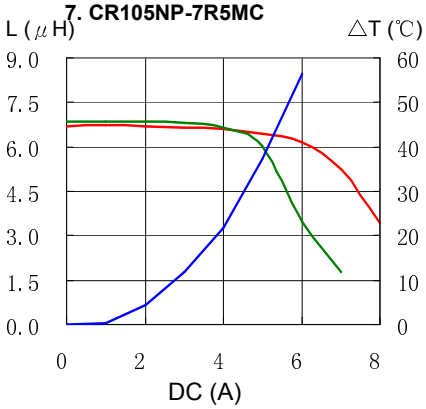

8. CR105NP-8R6MC

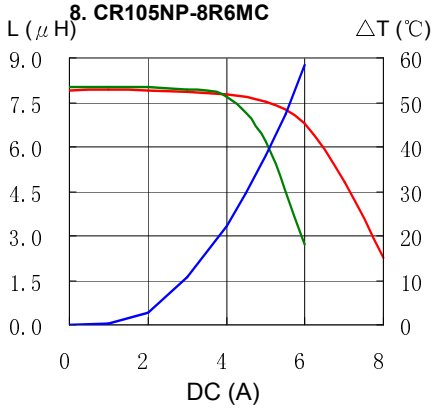

9. CR105NP-100MC

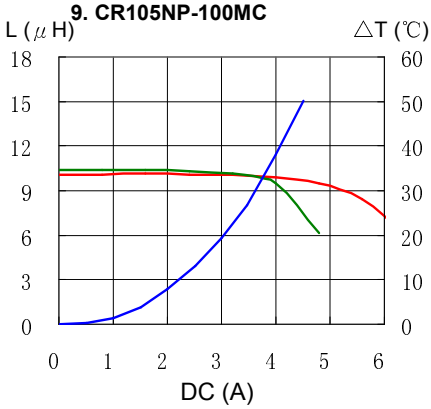

10. CR105NP-120MC

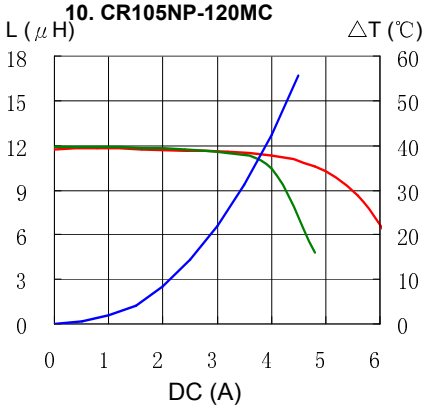

11. CR105NP-150MC

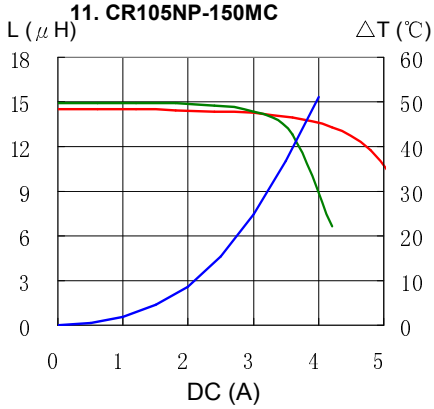

12. CR105NP-180MC

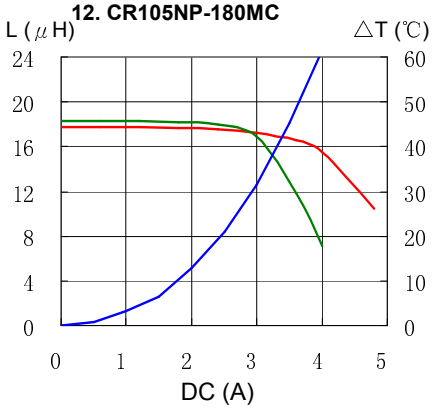

Saturation Current & Temperature Rise Graph

L (20℃) L (100℃) △T

13. CR105NP-220MC

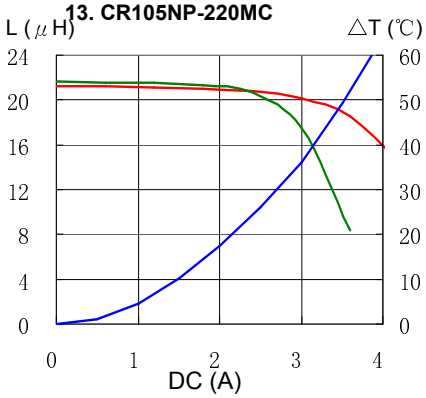

14. CR105NP-270MC

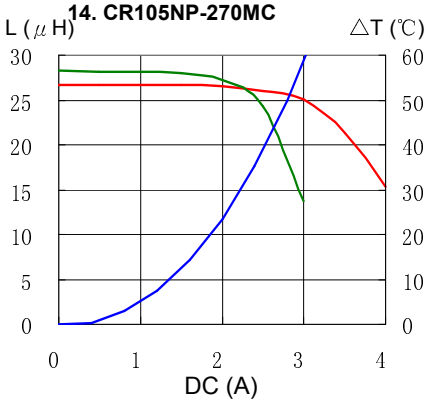

15. CR105NP-330MC

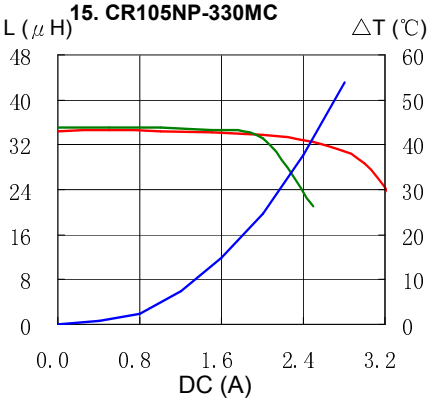

16. CR105NP-390MC

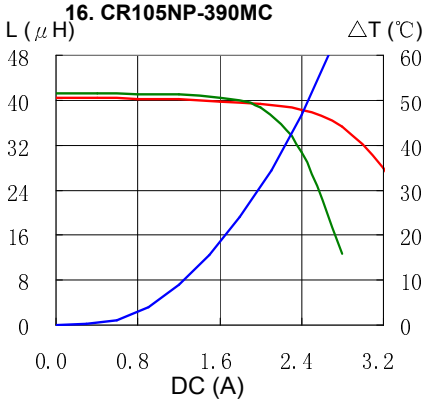

17. CR105NP-470KC

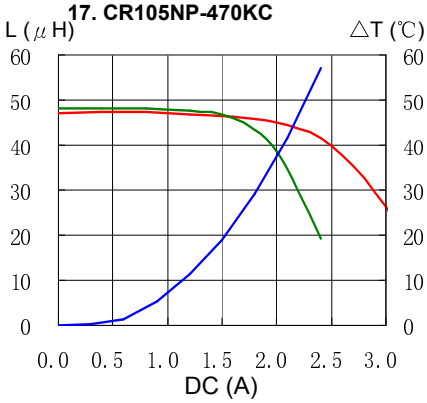

18. CR105NP-560KC

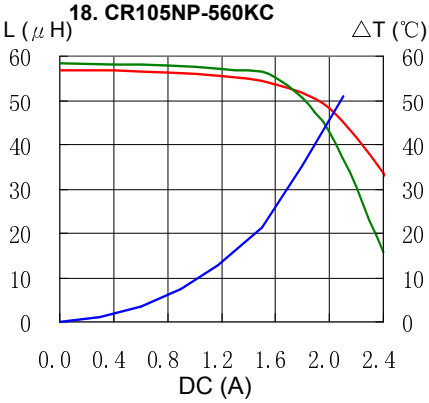

19. CR105NP-680KC

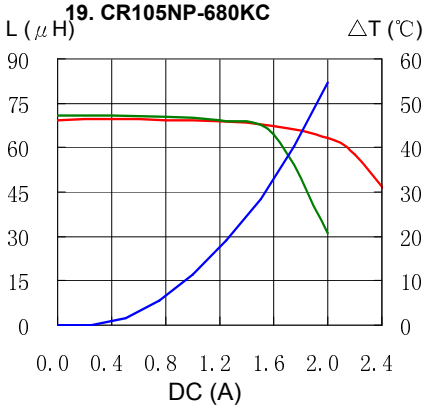

20. CR105NP-820KC

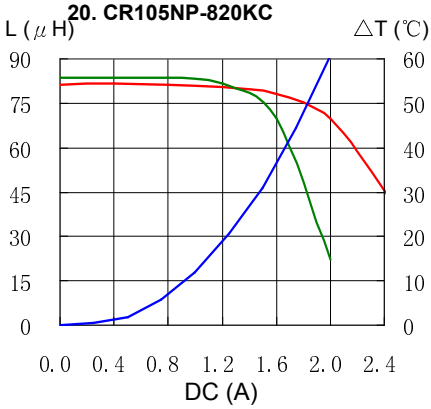

21. CR105NP-101KC

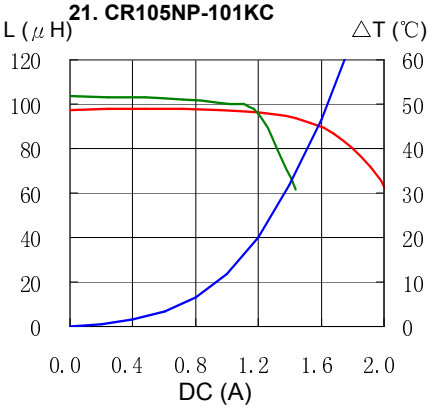

22. CR105NP-121KC

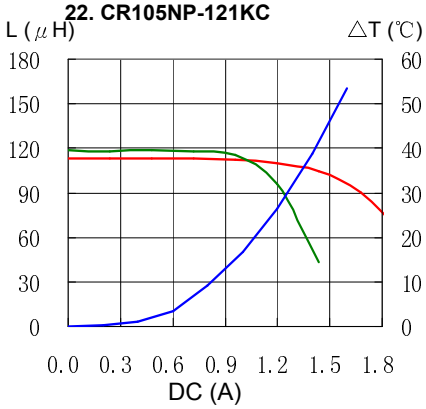

23. CR105NP-151KC

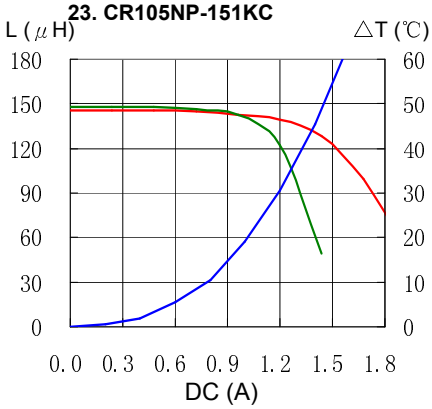

24. CR105NP-181KC

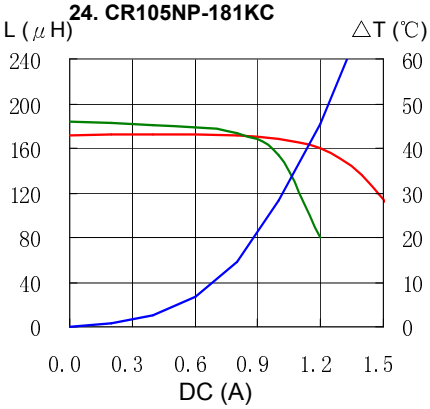

Saturation Current & Temperature Rise Graph

L (20℃) L (100℃) △T

25. CR105NP-221KC

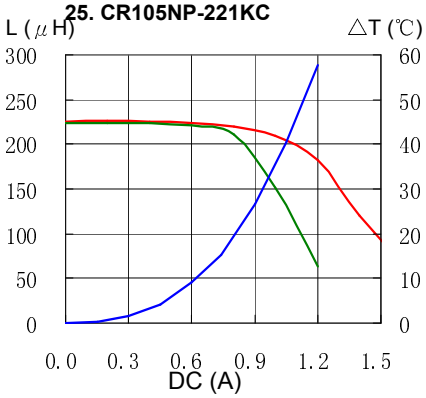

26. CR105NP-271KC

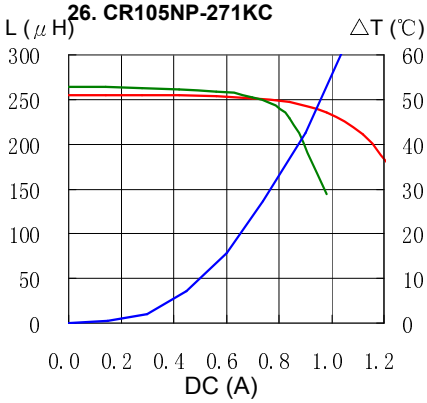

27. CR105NP-331KC

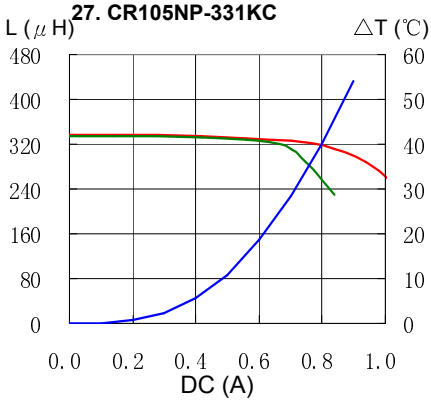

28. CR105NP-391KC

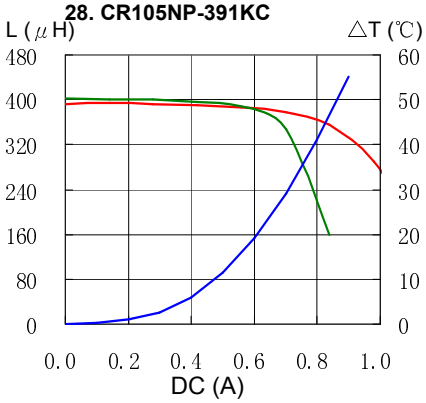

29. CR105NP-471KC

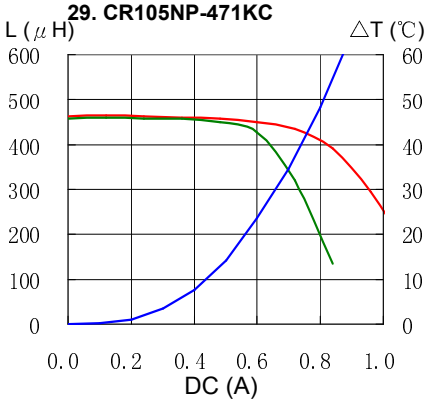

30. CR105NP-561KC

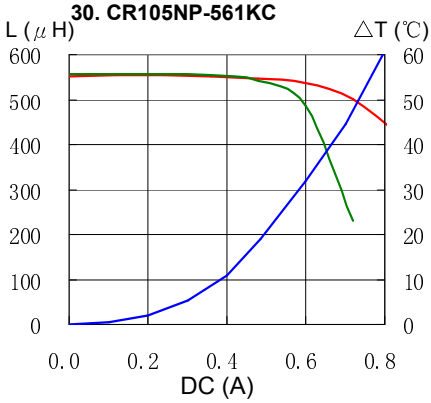

31. CR105NP-681KC

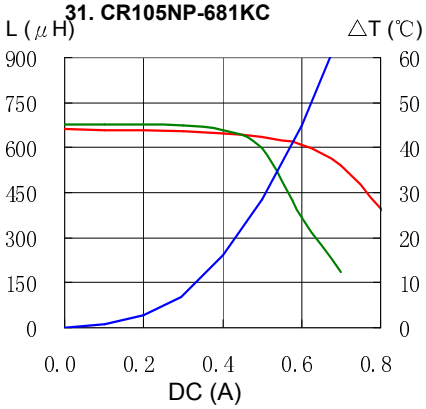

32. CR105NP-821KC

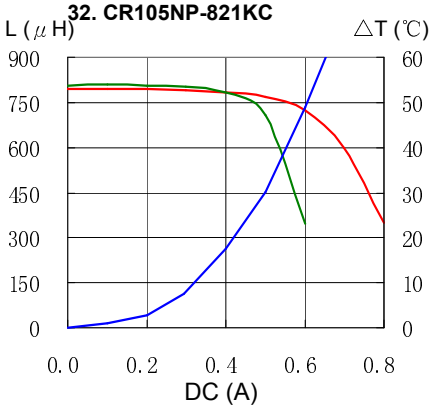

Solder Reflow Condition

Heat Endurance

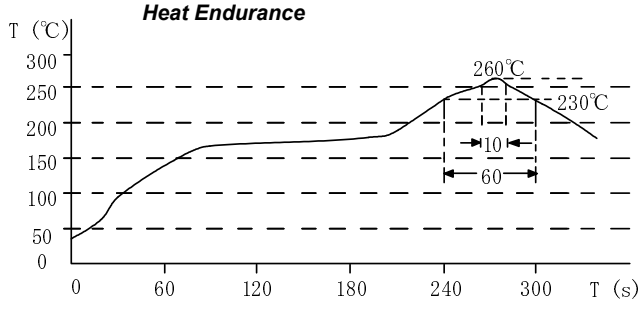

Temperature Chart

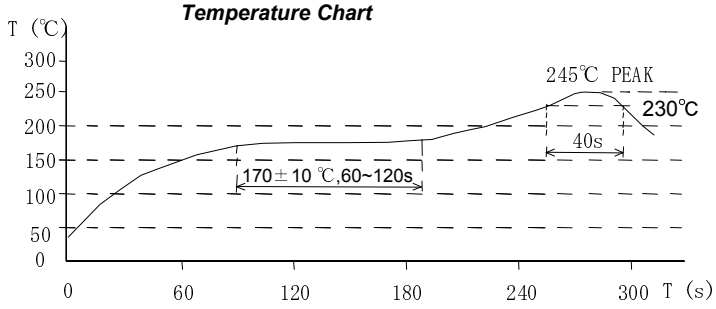

Please refer to the sales offices on our website - http://www.sumida.com

Hong Kong
Tel.+852-2880-6781
FAX.+852-2565-9600
sales@hk.sumida.com

Shanghai
Tel.+86-21-5836-3299
FAX.+86-21-5836-3266
shanghai.sales@cn.sumida.com

Shenzhen
Tel.+86-755-8291-0228
FAX.+86-755-8291-0338
shenzhen.sales@cn.sumida.com

Taipei
Tel.+886-2-8751-2737
FAX.+886-2-8751-2738
sales@tw.sumida.com

Saitama(Japan)
Tel.+81-48-691-7300
FAX.+81-48-691-7340
sales@jp.sumida.com

Seoul
Tel.+82-2-6237-0777
FAX.+82-2-6237-0778
sales@kr.sumida.com

Singapore
Tel.+65-6296-3388
FAX.+65-6841-4426
sales@sg.sumida.com

San Jose
Tel.+1-408-321-9660
FAX.+1-408-321-9308
sales@us.sumida.com

Chicago
Tel.+1-847-545-6700
FAX. +1-847-545-6720
sales@us.sumida.com

Obernzell
Tel.+49-8591-937-0
FAX. +49-8591-937-103
contact@eu.sumida.com

Neumarkt
Tel.+49-9181-4509-110
FAX. +49-9181-4509-310
infocomp@eu.sumida.com