8A, 50V - 1000V Standard Bridge Rectifier

FEATURES

- AEC-Q101 qualified available
- Ideal for printed circuit board
- High case dielectric strength of 1500V_{RMS}
- High surge current capability
- Typical IR less than 0.1μA
- UL Recognized File # E-326243
- RoHS Compliant
- Halogen-free according to IEC 61249-2-21

KEY PARAMETERS		
PARAMETER	**VALUE**	**UNIT**
I_F	8	A
V_{RRM}	50 - 1000	V
I_{FSM}	200	A
$T_{J\ MAX}$	150	°C
Package	GBU	
Configuration	Quad	

APPLICATIONS

- Switching mode power supply (SMPS)
- Adapters
- Lighting application

MECHANICAL DATA

- Case: GBU
- Molding compound meets UL 94V-0 flammability rating
- Terminal: Matte tin plated leads, solderable per J-STD-002
- Polarity: As marked
- Weight: 4.00g (approximately)



GBU

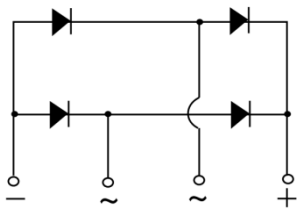

ABSOLUTE MAXIMUM RATINGS (T_A = 25°C unless otherwise noted)

PARAMETER	SYMBOL	GBU 801	GBU 802	GBU 803	GBU 804	GBU 805	GBU 806	GBU 807	UNIT
Marking code on the device		GBU 801	GBU 802	GBU 803	GBU 804	GBU 805	GBU 806	GBU 807	
Repetitive peak reverse voltage	V_{RRM}	50	100	200	400	600	800	1000	V
Reverse voltage, total rms value	$V_{R(RMS)}$	35	70	140	280	420	560	700	V
Forward current	I_F	8							A
Surge peak forward current, 8.3ms single half sine-wave superimposed on rated load	I_{FSM}	200							A
Rating for fusing (t<8.3ms)	I^2t	166							A^2s
Junction temperature	T_J	- 55 to +150							°C
Storage temperature	T_{STG}	- 55 to +150							°C

THERMAL PERFORMANCE

PARAMETER	SYMBOL	TYP	UNIT
Junction-to-ambient thermal resistance	$R_{\Theta JA}$	21	°C/W
Junction-to-case thermal resistance	$R_{\Theta JC}$	2	°C/W

ELECTRICAL SPECIFICATIONS (T_A = 25°C unless otherwise noted)

PARAMETER		CONDITIONS	SYMBOL	TYP	MAX	UNIT
Forward voltage per diode[1]		I_F = 4A, T_J = 25°C	V_F	-	1.0	V
		I_F = 8A, T_J = 25°C		-	1.1	V
Reverse current @ rated V_R per diode[2]		T_J = 25°C	I_R	-	5	μA
		T_J = 125°C		-	500	μA
Junction capacitance per diode	GBU801 GBU802 GBU803 GBU804	1MHz, V_R = 4.0V	C_J	211	-	pF
	GBU805 GBU806 GBU807			94	-	pF

Notes:

1. Pulse test with PW = 0.3ms
2. Pulse test with PW = 30ms

ORDERING INFORMATION

ORDERING CODE[1][2]	PACKAGE	PACKING
GBU80x	GBU	20 / Tube
GBU80xH	GBU	20 / Tube

Notes:

1. “x” defines voltage from 50V(GBU801) to 1000V(GBU807)
2. “H” means AEC-Q101 qualified

CHARACTERISTICS CURVES

(T_A = 25°C unless otherwise noted)

Fig.1 Forward Current Derating Curve

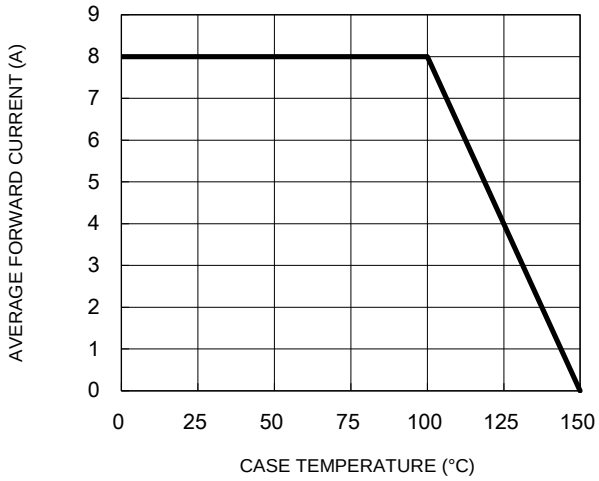

Fig.2 Typical Junction Capacitance

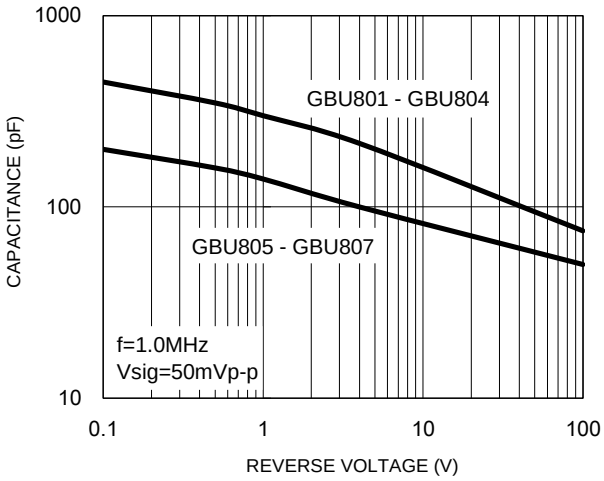

Fig.3 Typical Reverse Characteristics

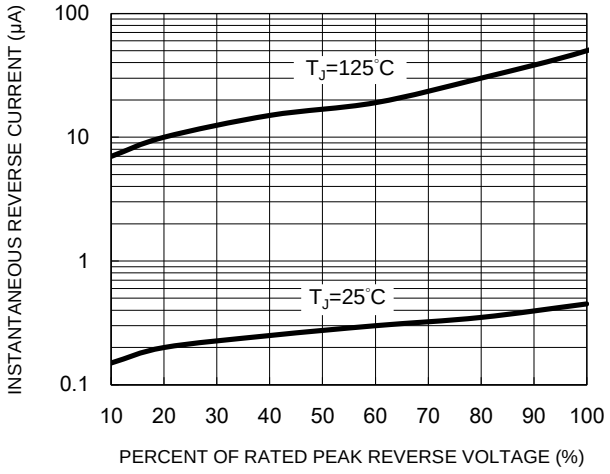

Fig.4 Typical Forward Characteristics

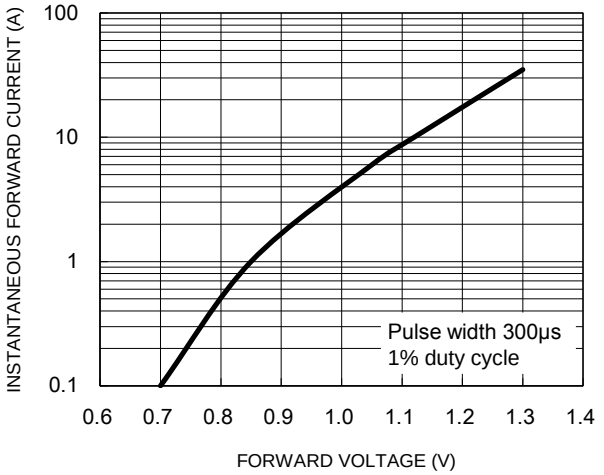

Fig.5 Maximum Non-Repetitive Forward Surge Current

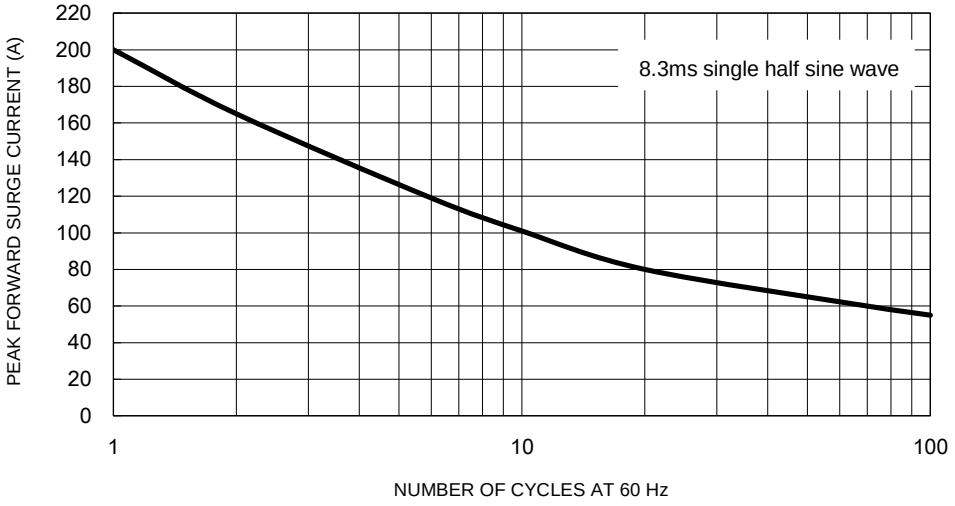

PACKAGE OUTLINE DIMENSIONS

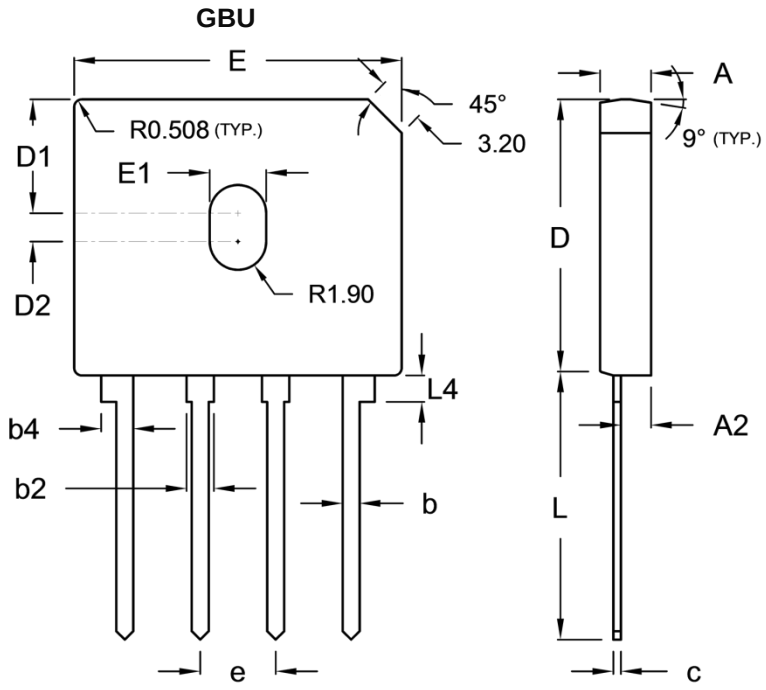

DIM.	Unit (mm)		Unit (inch)	
	Min.	Max.	Min.	Max.
A	3.30	3.56	0.130	0.140
A2	1.90	2.16	0.075	0.085
b	1.02	1.27	0.040	0.050
b2	1.65	2.03	0.065	0.080
b4	2.16	2.54	0.085	0.100
c	0.46	0.56	0.018	0.022
D	18.30	18.80	0.720	0.740
D1	7.40	7.90	0.291	0.311
D2	1.65	2.16	0.065	0.085
E	21.80	22.30	0.858	0.878
E1	3.50	4.10	0.138	0.161
e	4.83	5.33	0.190	0.210
L	17.50	18.00	0.689	0.709
L4	1.52	2.03	0.060	0.080

MARKING DIAGRAM



P/N = Marking Code
G = Green Compound
YWW = Date Code
F = Factory Code

Notice

Specifications of the products displayed herein are subject to change without notice. TSC or anyone on its behalf, assumes no responsibility or liability for any errors or inaccuracies.

Purchasers are solely responsible for the choice, selection, and use of TSC products and TSC assumes no liability for application assistance or the design of Purchasers' products.

Information contained herein is intended to provide a product description only. No license, express or implied, to any intellectual property rights is granted by this document. Except as provided in TSC's terms and conditions of sale for such products, TSC assumes no liability whatsoever, and disclaims any express or implied warranty, relating to sale and/or use of TSC products including liability or warranties relating to fitness for a particular purpose, merchantability, or infringement of any patent, copyright, or other intellectual property right.

The products shown herein are not designed for use in medical, life-saving, or life-sustaining applications. Customers using or selling these products for use in such applications do so at their own risk and agree to fully indemnify TSC for any damages resulting from such improper use or sale.