TDK

3-terminal Filters(SMD)
For Wide-band

Conformity to RoHS Directive

MEM Series MEM2012P Type

FEATURES

- Multilayer chip EMC filter that is small and low-profile due to the use of a π-type circuit.
- Entirely monolithic structure results in high reliability.
- Due to closed magnetic circuit architecture, high-density installation becomes possible, and crosstalk generation is prevented.
- Steep attenuation characteristic plot. Highly effective noise suppression.
- Covers a wide range of frequencies.
- π-type circuit with 1 coil /2 capacitors construction.

APPLICATIONS

Computers, computer peripherals, VCRs, TVs, car audio equipment, printers, game machines, etc.

PRODUCT IDENTIFICATION

MEM	2012	P	10R0	T
(1)	(2)	(3)	(4)	(5)

(1)Series name
(2)Dimensions L×W
(3)π-type circuit
(4)Cutoff frequency 10R0:10MHz
(5)Packaging style T:Taping

PACKAGING STYLE AND QUANTITIES

Packaging style	Quantity
Taping	4000 pieces / reel

TEMPERATURE RANGES

Operating/Storage	–40 to +85°C

SHAPES AND DIMENSIONS/RECOMMENDED PC BOARD PATTERN

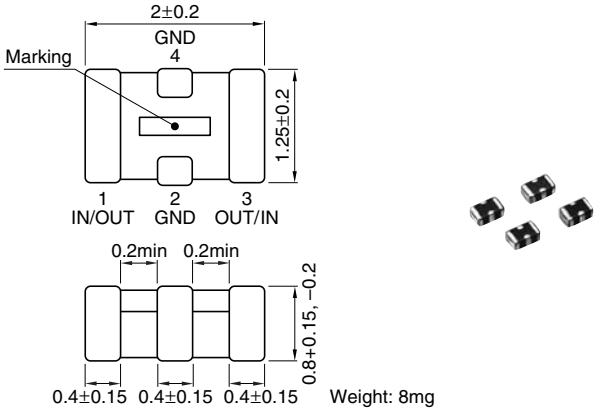

Weight: 8mg

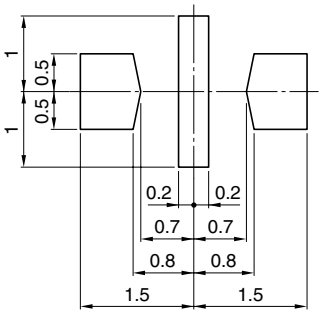

Dimensions in mm

ELECTRICAL CHARACTERISTICS

Part No.	Cutoff frequency (MHz)	Attenuation (dB)min.	Rated voltage Edc(V)max.	Rated current Idc(mA)max.
MEM2012P10R0	10	20[0.2 to 2GHz]	12	200
MEM2012P25R0	25	20[0.3 to 2GHz]	12	200
MEM2012P50R0	50	20[0.4 to 2GHz]	12	200
MEM2012P75R0	75	20[0.7 to 2GHz]	12	200
MEM2012P101R	100	20[1.5 to 2GHz]	12	200

- Conformity to RoHS Directive: This means that, in conformity with EU Directive 2002/95/EC, lead, cadmium, mercury, hexavalent chromium, and specific bromine-based flame retardants, PBB and PBDE, have not been used, except for exempted applications.
- Please contact our Sales office when your application are considered the following:
  The device's failure or malfunction may directly endanger human life (e.g. application for automobile/aircraft/medical/nuclear power devices, etc.)

• All specifications are subject to change without notice.

TYPICAL ELECTRICAL CHARACTERISTICS

ATTENUATION vs. FREQUENCY CHARACTERISTICS

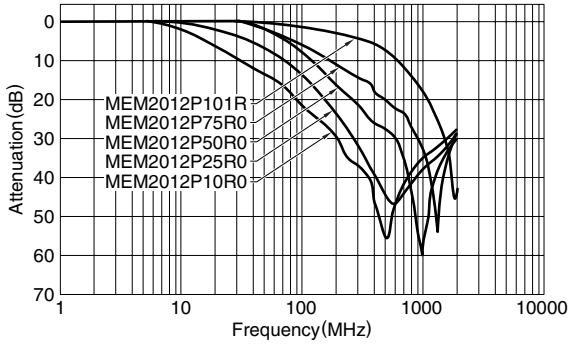

MEASURING CIRCUIT

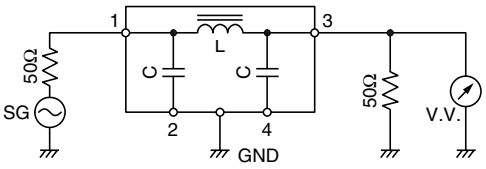

RECOMMENDED SOLDERING CONDITION

REFLOW SOLDERING

