Material name ：	Evaluation data
Customer's product name ：	
TDK product name ：	DC-DC converter CC6-1212DF-E , CC6-1212DR-E

TDK·Lambda

TDK Corporation
Power Systems Business Group

DWG.No.	TRSC-1541-2

Revised 2006/12/01

INDEX

1.Load regulation・・・・・・・・・・・・・・・・・・・・・・・・ P2

2.Line regulation・・・・・・・・・・・・・・・・・・・・・・・・ P3

3.Efficiency・・・・・・・・・・・・・・・・・・・・・・・・・・・・ P4

4.Switching frequency vs. output power・・・・・・・・ P4

5.Over current protection characteristics・・・・・・・ P5

6.Output rise characteristics・・・・・・・・・・・・・・・・ P6

7.Output fall characteristics・・・・・・・・・・・・・・・・ P7

8.Dynamic lord response characteristics・・・・・・・・ P8

9.Inrush current waveform・・・・・・・・・・・・・・・・・・ P8

10.Temperature distribution・・・・・・・・・・・・・・・・・ P9

＊ The measurement has been done without external output capacitor.

(Product specification)

Product name	Input voltage(V)	Output voltage(V)	Output current(mA)	The maximum output power(W)	Ambient temperature(℃)
CC6-1212DF-E CC6-1212DR-E	9～18	±12 ±5%	0～250	6	-40 ～ +85 *2
		±15 ±5% *1	0～200		

*1 TRM and -Vout are short-circuited.

*2 At 50℃ or more, output power derating is necessary.

1. Load regulation

Condition Ta : 25℃

Vout=＋12V

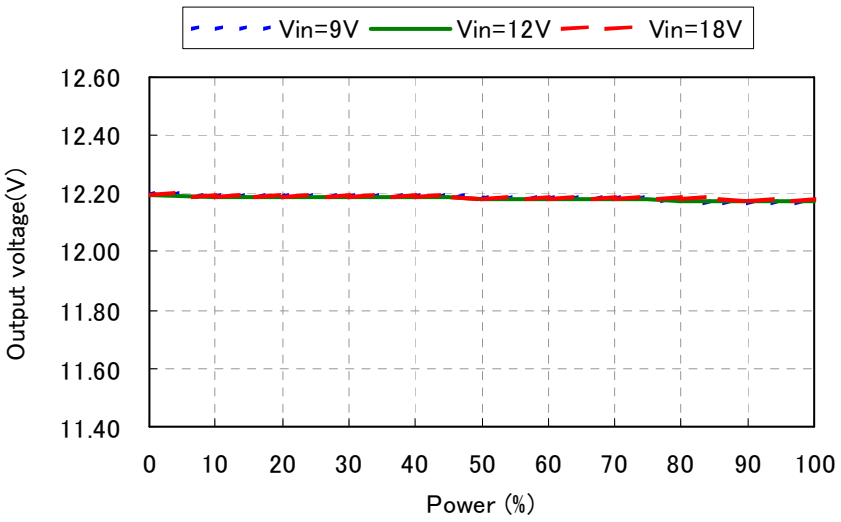

Vout=－12V

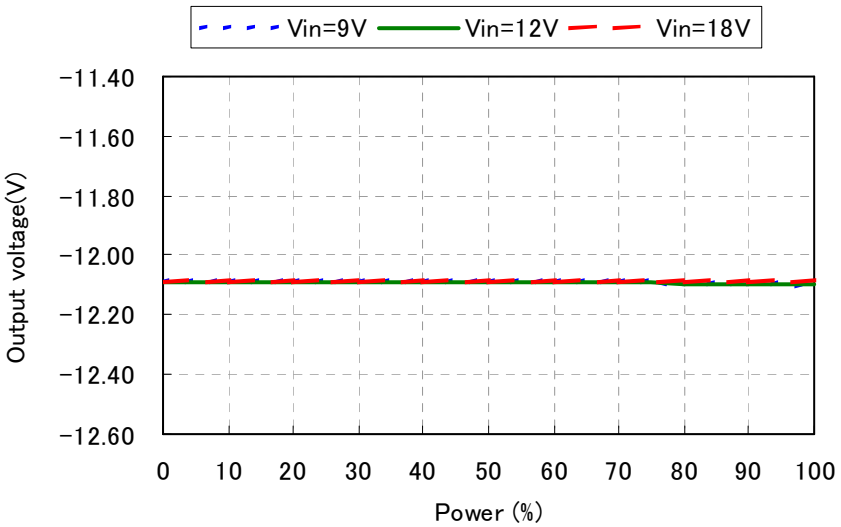

2. Line regulation

Condition Ta : 25℃

Vout=＋12V

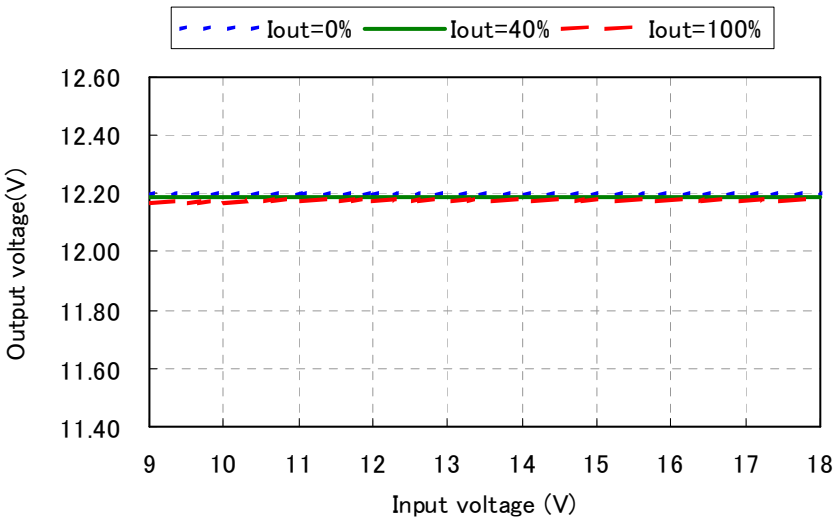

Vout=－12V

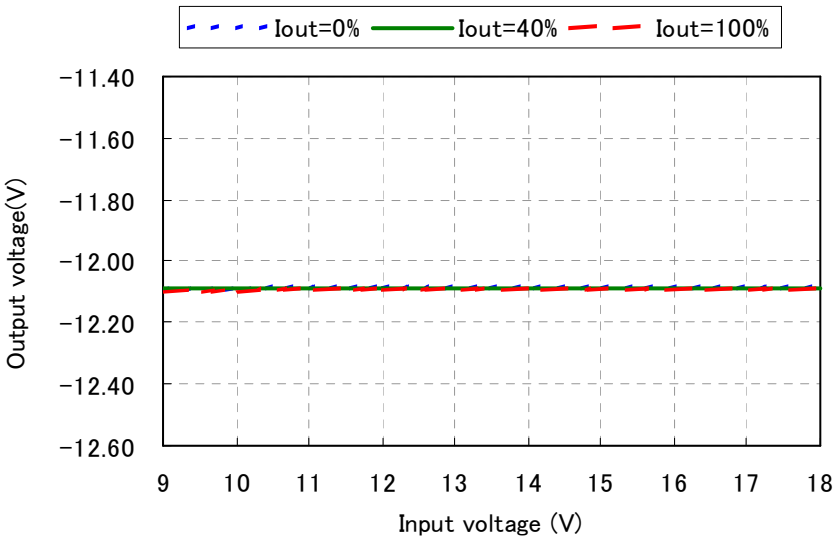

3. Efficiency

Condition Ta : 25℃

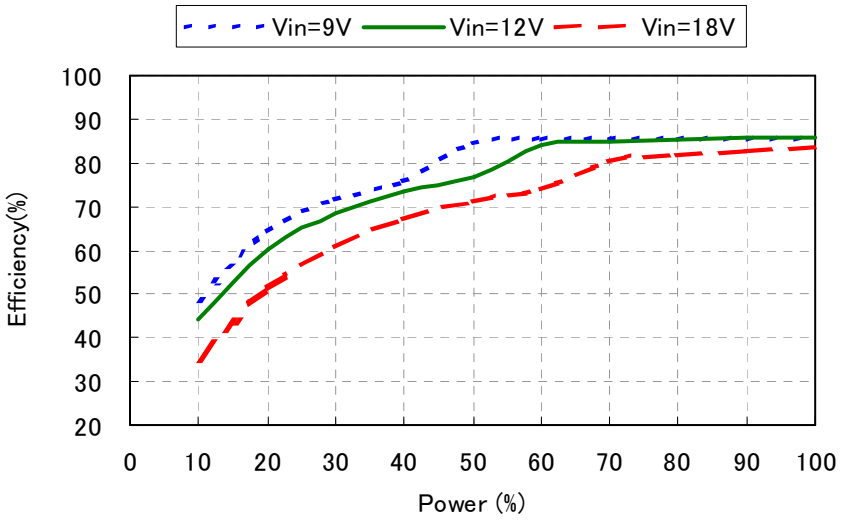

4. Switching frequency vs. output power

Condition Ta : 25℃

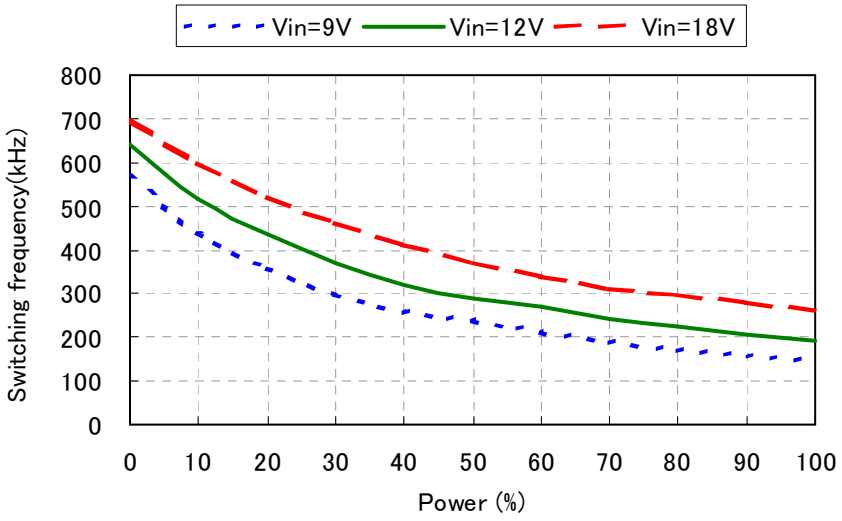

	Product name or model, title		
	DC-DC converter CC6-1212DF-E , CC6-1212D R-E		
TDK CORPORATION	Name of drawing	Drawing No.	PAGE
	Evaluation data	TRSC-1541-2	4/ 9

5. Over current protection characteristics

Condition Ta : 25℃

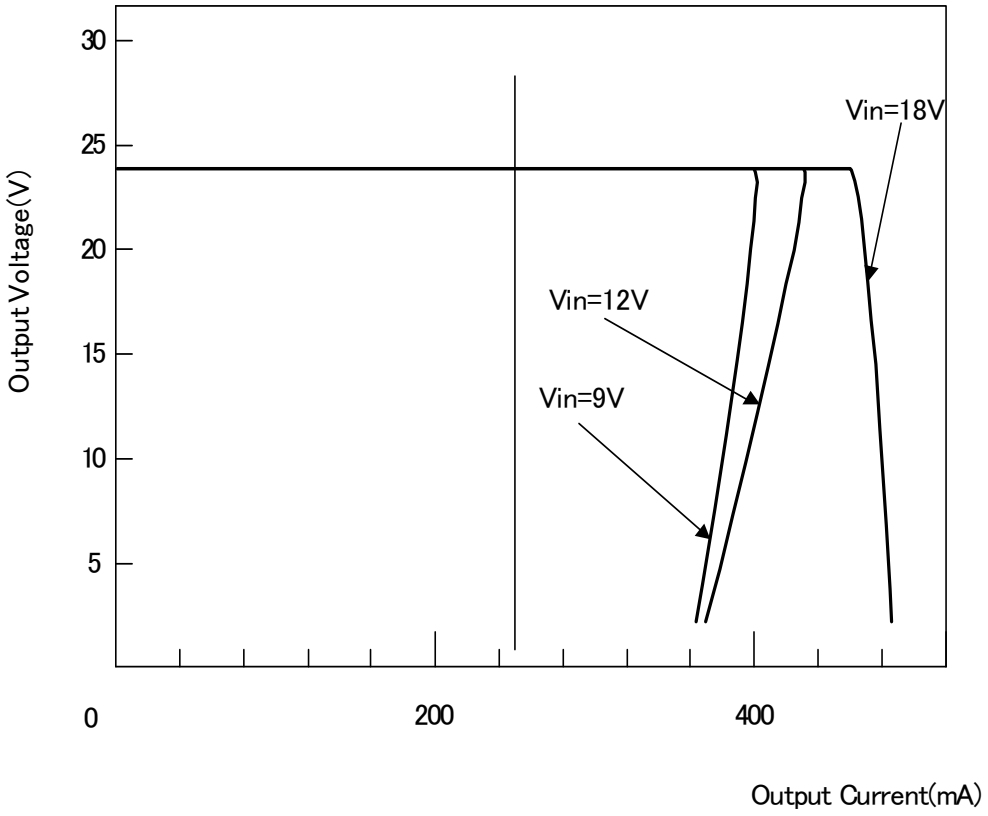

◄

	Product name or model, title		
	DC-DC converter CC6-1212DF-E , CC6-1212D R-E		
TDK CORPORATION	Name of drawing	Drawing No.	PAGE
	Evaluation data	TRSC-1541-2	5/ 9

6. Output rise characteristics

Condition　　Vin　:　12V
Ta　:　25℃

Iout　:　0%

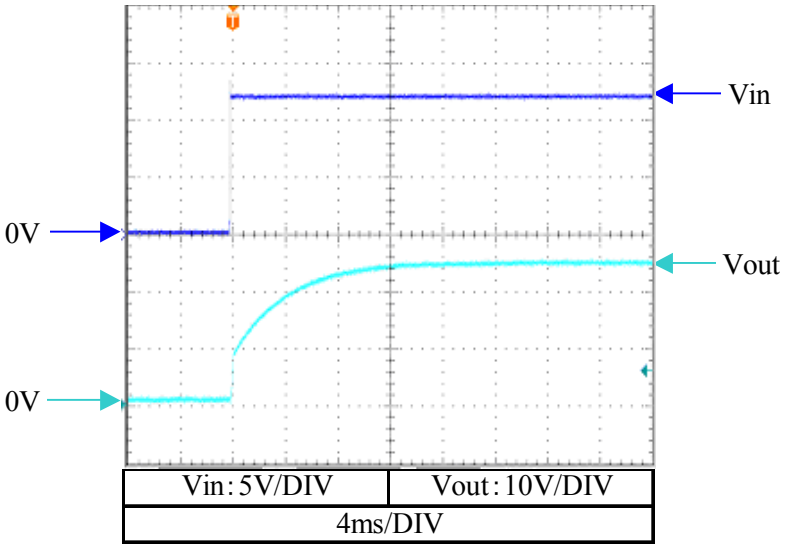

Iout　:　100%

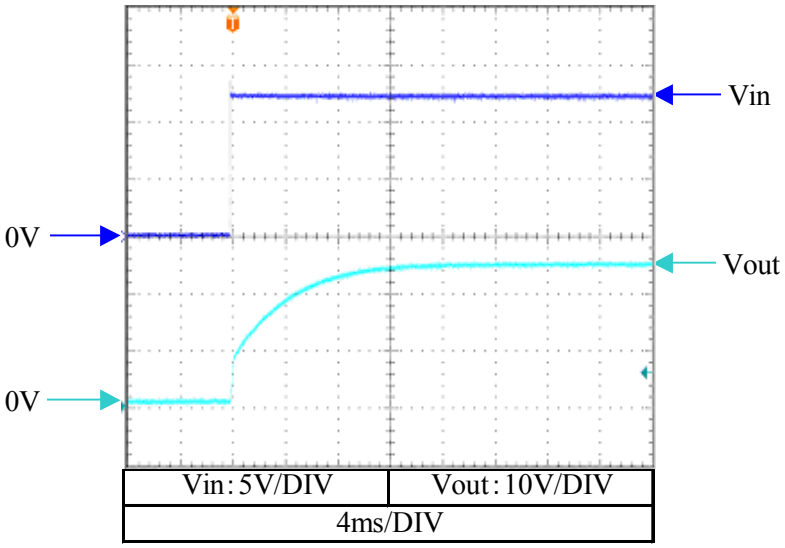

7. Output fall characteristics

Condition　　Vin　:　12V
Ta　:　25℃

Iout　:　0%

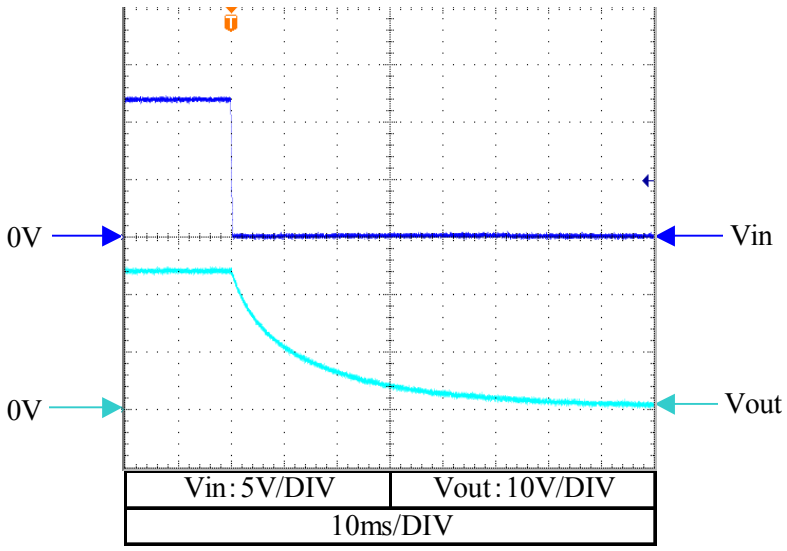

Iout　:　100%

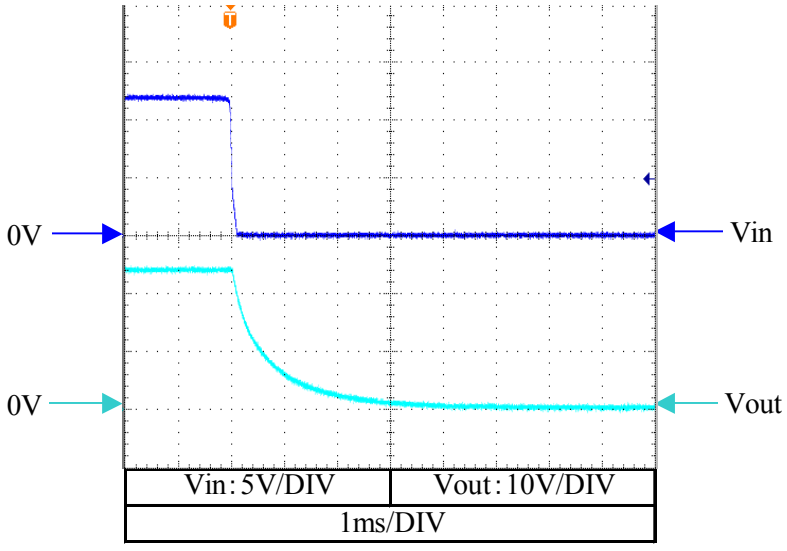

8. Dynamic lord response characteristics

Condition

Vin : 12V
Vout : ±12V
Iout : 0% ⇔ 100%
Tr=Tf : 100 μ s
f : 100Hz
Ta : 25℃

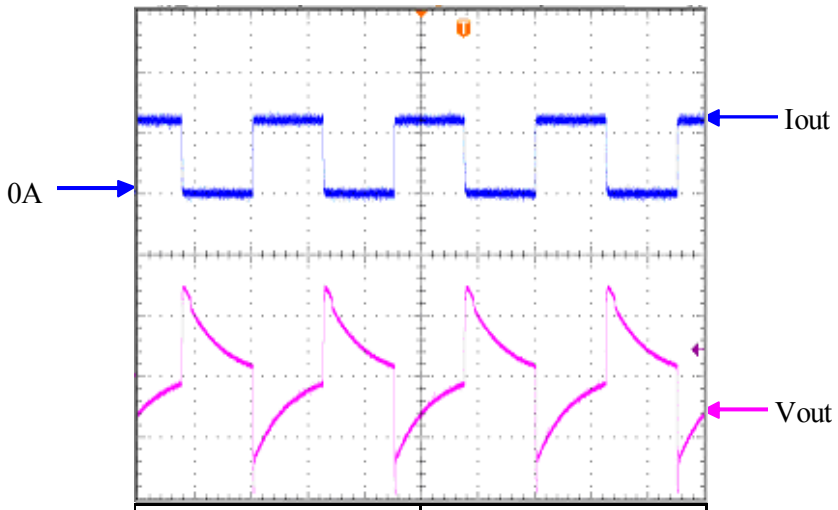

9. Inrush current waveform

Condition

Vin : 18V
Iout : 100%
Ta : 25℃

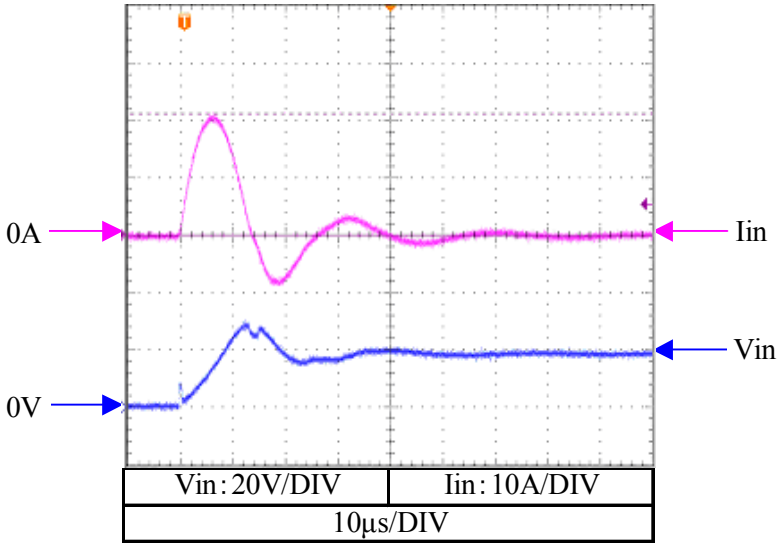

10. Temperature distribution

Condition
Vin : 12V
Vout : ±12V
Iout : 100%
Ta : 25℃
Wind velocity : 0m/s

Top View

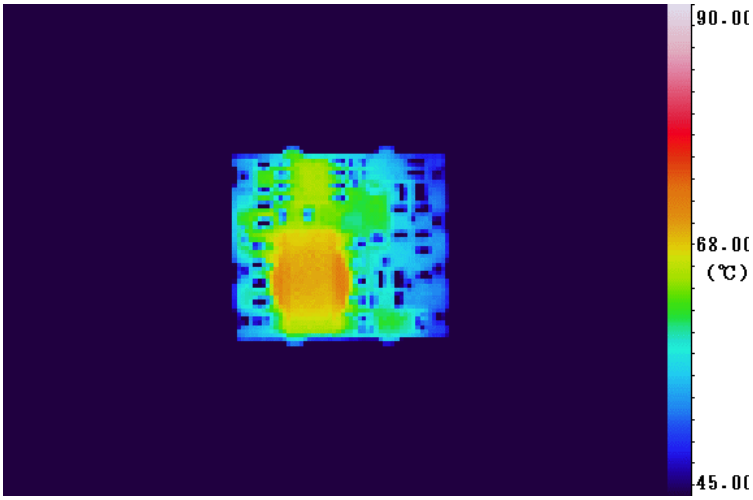

Bottom View

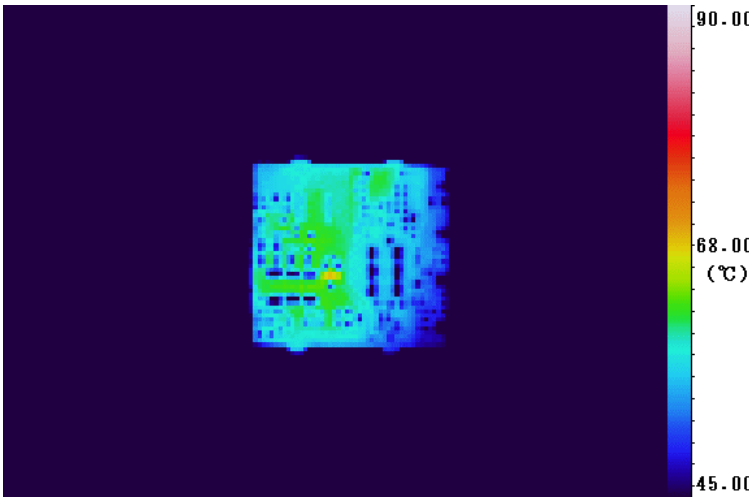

(＊)・This test was done on our evaluation board. (Glass epoxy substrate, Size:100x100x1.6mm)
・We measured the temperatures of parts without the case by using the thermography. Therefore, it might be different a little from the actual temperature.