RPA SERIES

Single-Phase Filter with Inlet Socket Type for High-Voltage Pulse Noise



■ FEATURES

- This product provides superior attenuation for both differential mode and common mode noise.
- Amorphous core is used as the common mode coil core for the RPE series, which helps prevent devise error.
- Leakage current of standard type is 0.5 mA max and also lineup low-leakage current characteristic type is 0.01 mA max.
- Faston terminal #250 (t=0.8mm).
- Compliant with RoHS directives.

■ SAFETY STANDARDS

UL1283 UL File No. E62388
CSA C22.2 No.8 (cUL) File No. E62388
EN60939 certificate No. P12215895

■ PRODUCT IDENTIFICATION

RPA –2 *** □

- N/A: Standard type
- R: With discharge resistor type
- L: Low-leakage current characteristic type
- RL: With discharge resistor・Low-leakage current characteristic type

*** Rated current

–2 Number indicating the rated voltage

RPA Series name

- Conformity to RoHS Directive: This means that, in conformity with EU Directive 2002/95/EC, lead, cadmium, mercury, hexavalent chromium, and specific bromine-based flame retardants, PBB and PBDE, have not been used, except for exempted applications.

・All specifications are subject to change without notice.

■ CIRCUIT DIAGRAM

RPA-2 ∗∗∗

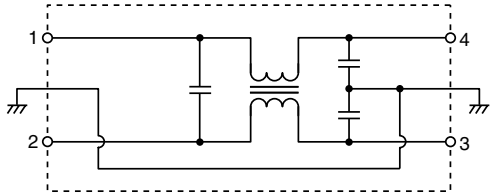

RPA-2 ∗∗∗ L

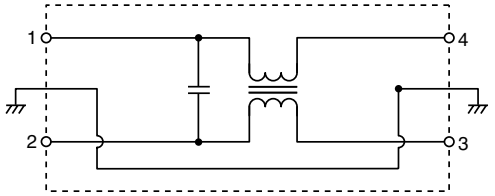

RPA-2 ∗∗∗ R

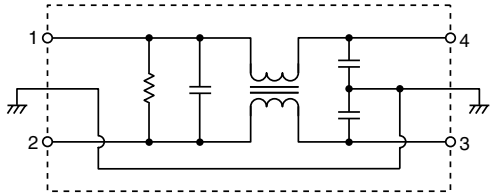

RPA-2 ∗∗∗ RL

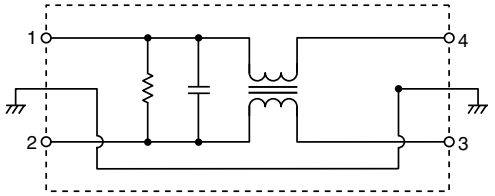

■ PANEL INSTALLATION MEASUREMENT

From back side panel

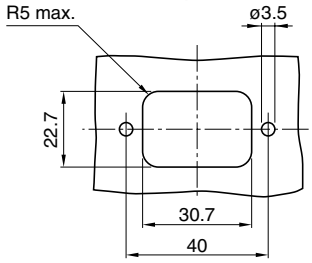

From front panel

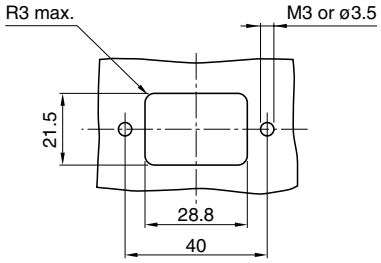

■ ELECTRICAL CHARACTERISTICS

RPA-2 ∗∗∗／R

Part No.	Rated voltage (AC/DC)	Rated current (AC/DC)	Withstand voltage	Insulation resistance	Leakage current	Operating temperature range	With derating over	DC resistance (mΩ)	Attenuation frequency range (MHz)		Weight (g)
									Common mode	Differential mode	
									at 25dB	at 25dB	
RPA-2003	250V	3A	AC.1500V 60s [line - earth]	100MΩ min. [DC.500V/ 1min]	0.5mA max. [250V/60Hz]	-25 to +85℃	55℃	150 max.	2 to 30	3 to 30	40
RPA-2006		6A						100 max.	3 to 30	5 to 30	40
RPA-2003R		3A						150 max.	2 to 30	3 to 30	40
RPA-2006R		6A						100 max.	3 to 30	5 to 30	40

RPA-2 ∗∗∗ L/RL

Part No.	Rated voltage (AC/DC)	Rated current (AC/DC)	Withstand voltage	Insulation resistance	Leakage current	Operating temperature range	With derating over	DC resistance (mΩ)	Attenuation frequency range (MHz)		Weight (g)
									Common mode	Differential mode	
									at 25dB	at 25dB	
RPA-2003L	250V	3A	AC.1500V 60s [line - earth]	100MΩ min. [DC.500V/ 1min]	0.01mA max. [250V/60Hz]	-25 to +85℃	55℃	150 max.	0.4 to 10	1 to 30	40
RPA-2006L		6A						100 max.	0.5 to 8	2 to 30	40
RPA-2003RL		3A						150 max.	0.4 to 10	1 to 30	40
RPA-2006RL		6A						100 max.	0.5 to 8	2 to 30	40

・All specifications are subject to change without notice.

■ DERATINGS

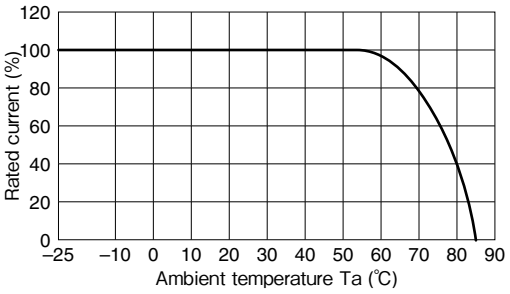

■ SHAPES AND DIMENSIONS

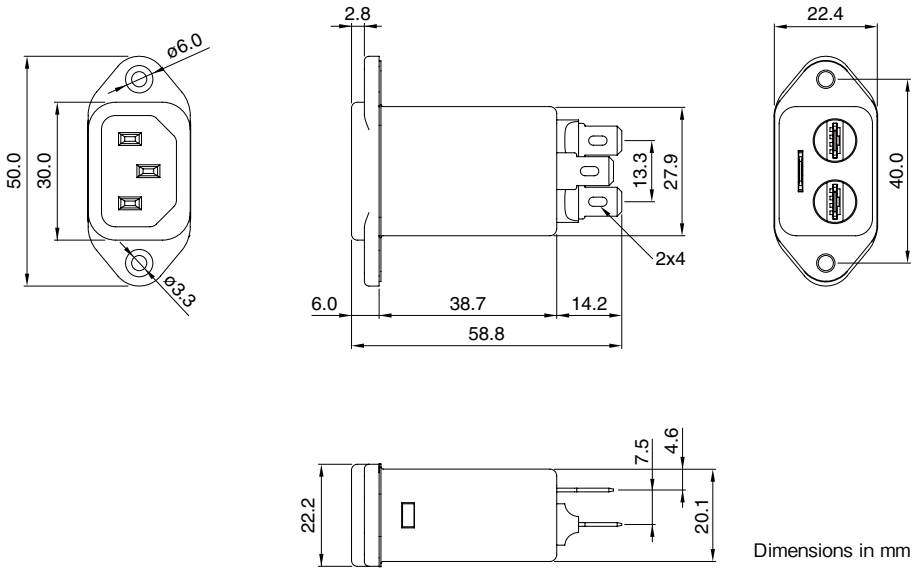

Dimensions in mm

■ ATTENUATION vs. FREQUENCY CHARACTERISTICS

RPA-2003/RPA-2003R

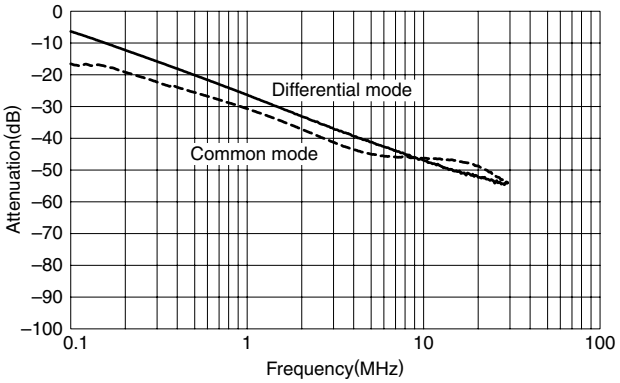

RPA-2006/RPA-2006R

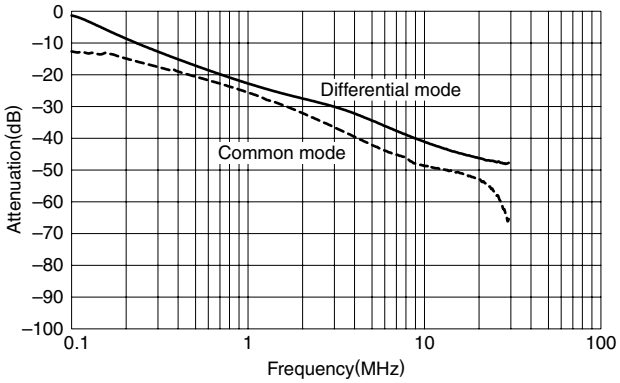

RPA-2003L/RPA-2006RL

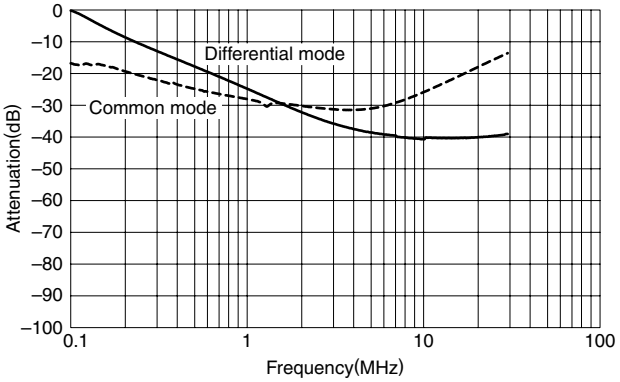

RPA-2006L/RPA-2006RL

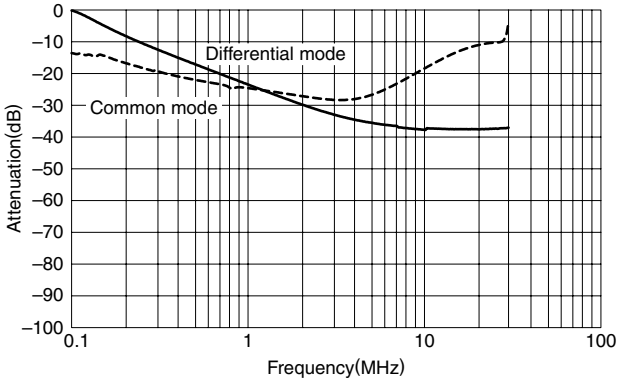

■ PULSE ATTENUATION CHARACTERISTICS

RPA-2003/RPA-2003R

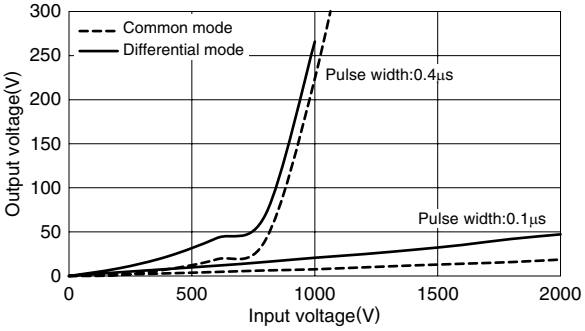

RPA-2006/RPA-2006R

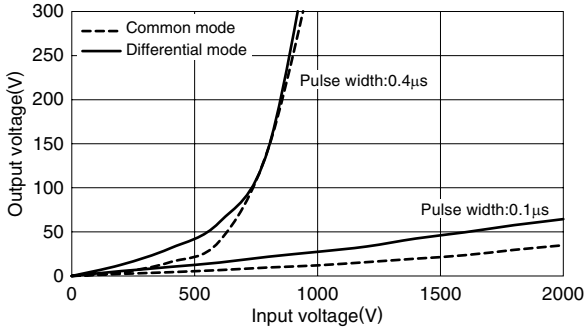

RPA-2003L/RPA-2006RL

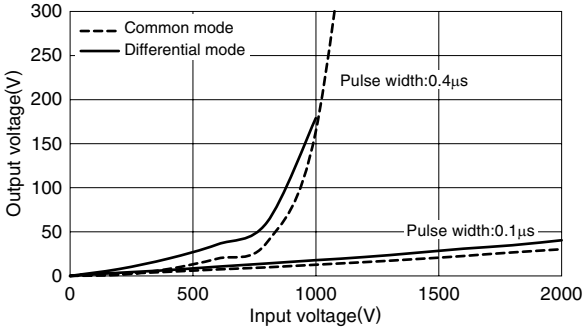

RPA-2006L/RPA-2006RL

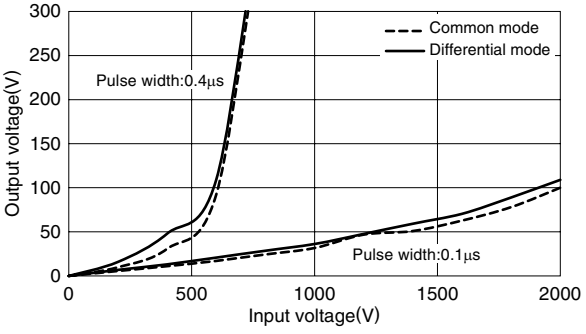

· All specifications are subject to change without notice.