RPE SERIES

Single-Phase Filter with Inlet Socket Type for High Frequency Noise



■ FEATURES

- This product provides superior attenuation for both differential mode and common mode noise.
- Amorphous core is used as the common mode coil core for this series, which helps prevent high frequency noise.
- Leakage current of standard type is 0.5 mA max and also lineup low-leakage current characteristic type is 0.01 mA max.
- Faston terminal #250 (t=0.8mm).
- Compliant with RoHS directives.

■ SAFETY STANDARDS

UL1283 UL File No. E62388
CSA C22.2 No.8 (cUL) File No. E62388
EN60939 certificate No. P12215895

■ PRODUCT IDENTIFICATION

RPE –2 *** □

- □: N/A: Standard type
- □: R: With discharge resistor type
- □: L: Low-leakage current characteristic type
- □: RL: With discharge resistor ・ Low-leakage current characteristic type
- ***: Rated current
- –2: Number indicating the rated voltage
- RPE: Series name

● Conformity to RoHS Directive: This means that, in conformity with EU Directive 2002/95/EC, lead, cadmium, mercury, hexavalent chromium, and specific bromine-based flame retardants, PBB and PBDE, have not been used, except for exempted applications.

・All specifications are subject to change without notice.

■ CIRCUIT DIAGRAM

RPE-2 ∗∗∗

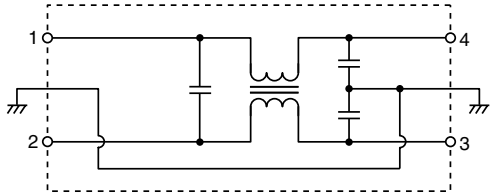

RPE-2 ∗∗∗ L

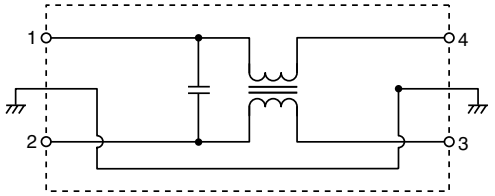

RPE-2 ∗∗∗ R

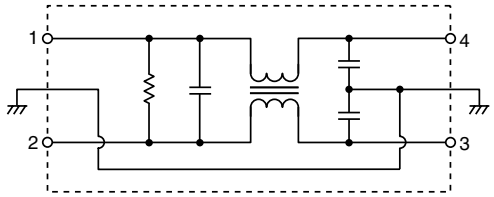

RPE-2 ∗∗∗ RL

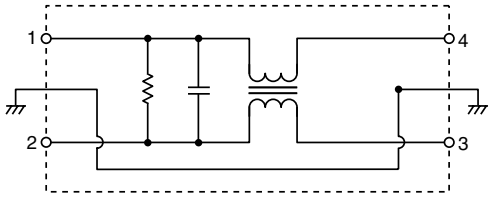

■ PANEL INSTALLATION MEASUREMENT

From back side panel

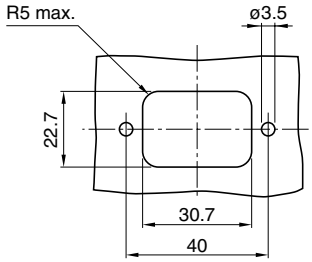

From front panel

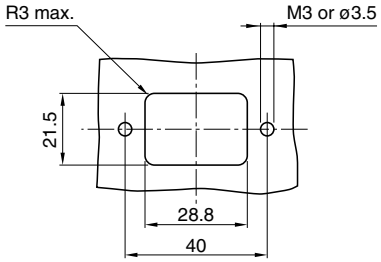

■ ELECTRICAL CHARACTERISTICS

RPE-2 ∗∗∗／R

Part No.	Rated voltage (AC/DC)	Rated current (AC/DC)	Withstand voltage	Insulation resistance	Leakage current	Operating temperature range	With derating over	DC resistance (mΩ)	Attenuation frequency range (MHz)		Weight (g)
									Common mode	Differential mode	
									at 25dB	at 25dB	
RPE-2003	250V	3A	AC.1500V 60s [line - earth]	100MΩ min. [DC.500V/ 1min]	0.5mA max. [250V/60Hz]	-25 to +85℃	55℃	150 max.	1 to 30	3 to 30	40
RPE-2006		6A						100 max.	2 to 30	5 to 30	40
RPE-2010		10A						30 max.	5 to 30	10 to 30	40
RPE-2003R		3A						150 max.	1 to 30	3 to 30	40
RPE-2006R		6A						100 max.	2 to 30	5 to 30	40
RPE-2010R		10A						30 max.	5 to 30	10 to 30	40

RPE-2 ∗∗∗ L/RL

Part No.	Rated voltage (AC/DC)	Rated current (AC/DC)	Withstand voltage	Insulation resistance	Leakage current	Operating temperature range	With derating over	DC resistance (mΩ)	Attenuation frequency range (MHz)		Weight (g)
									Common mode	Differential mode	
									at 25dB	at 25dB	
RPE-2003L	250V	3A	AC.1500V 60s [line - earth]	100MΩ min. [DC.500V/ 1min]	0.01mA max. [250V/60Hz]	-25 to +85℃	55℃	150 max.	0.3 to 5	1 to 10	40
RPE-2006L		6A						100 max.	0.4 to 5	2 to 10	40
RPE-2010L		10A						30 max.	1 to 5	3 to 10	40
RPE-2003RL		3A						150 max.	0.3 to 5	1 to 10	40
RPE-2006RL		6A						100 max.	0.4 to 5	2 to 10	40
RPE-2010RL		10A						30 max.	1 to 5	3 to 10	40

・All specifications are subject to change without notice.

■ DERATINGS

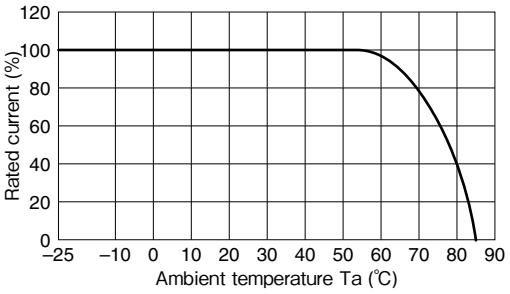

■ SHAPES AND DIMENSIONS

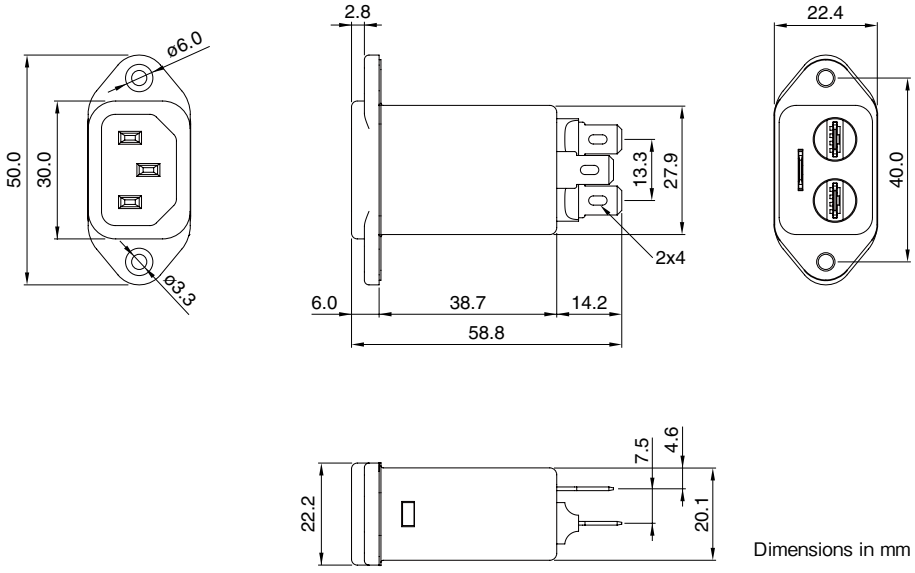

Dimensions in mm

■ ATTENUATION vs. FREQUENCY CHARACTERISTICS

RPE-2003/RPE-2003R

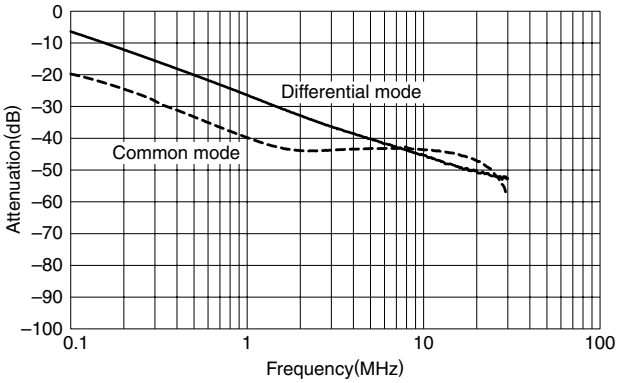

RPE-2006/RPE-2006R

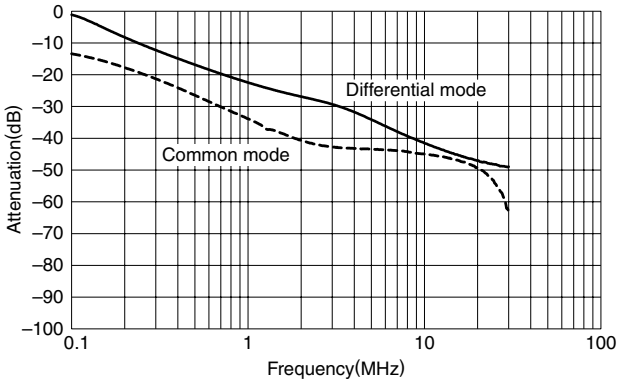

RPE-2010/RPE-2010R

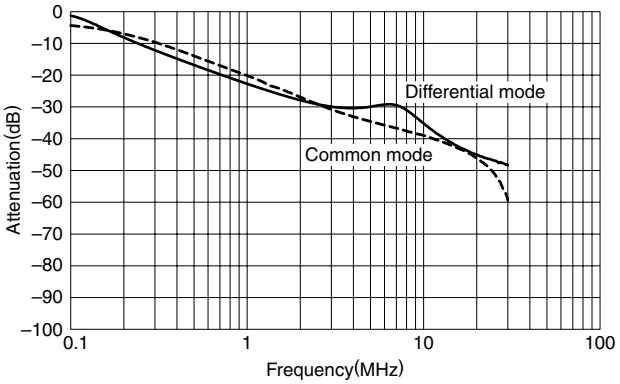

RPE-2003L/RPE-2003R

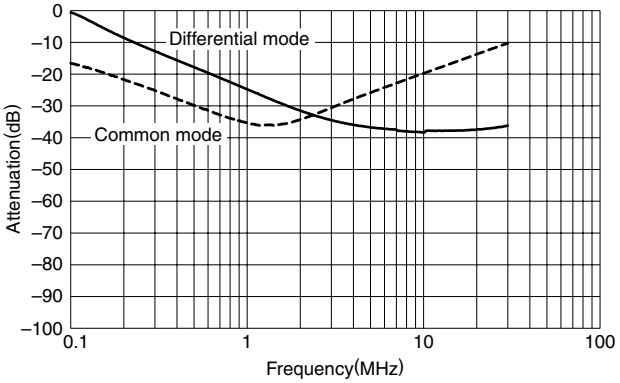

RPE-2006L/RPE-2006RL

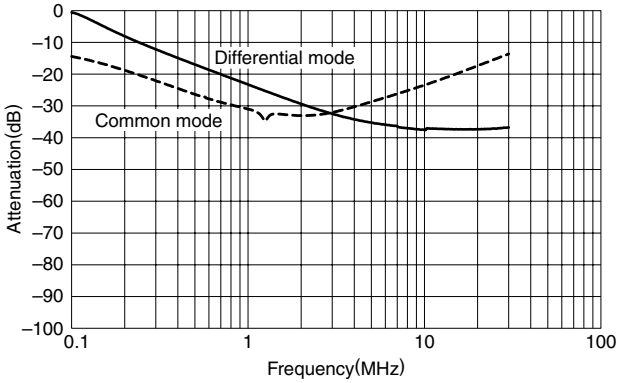

RPE-2010L/RPE-2010RL

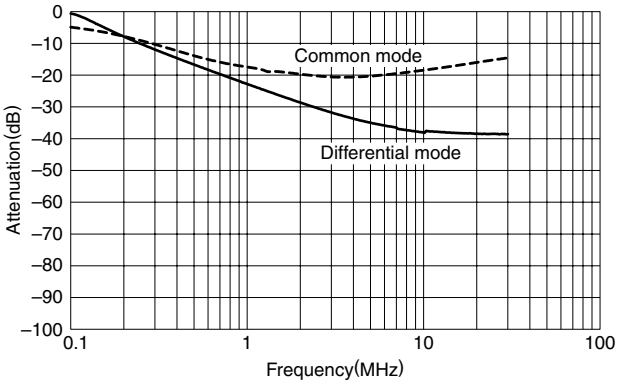

・All specifications are subject to change without notice.