1422006-1 ✔ ACTIVE

Axicom | Axicom P2 Signal Relay

TE Internal #: 1422006-1

Signal Relays, 220 VDC Contact Voltage, 250 VAC Contact Voltage, 200mW Coil Power Rating DC, Printed Circuit Board, Axicom P2 Signal Relay

View on TE.com >

Relays & Contactors > Relays > Signal Relays > Signal Relay with Dielectric Strength



Contact Voltage Rating: **220 VDC**

Coil Power Rating DC: **200 mW**

Isolation (HF Parameter): **-20.7dB @ 900MHz, -39dB @ 100MHz**

Insertion Loss (HF Parameter): **-.02dB @ 100MHz, -.27dB @ 900MHz**

All Signal Relay with Dielectric Strength (3)

Features

Configuration Features

Contact Special Features	Bifurcated/Twin Contacts
Coil Special Features	Overmolded Coil
Contact Arrangement	2 Form C (CO)
Contact Number of Poles	2

Electrical Characteristics

Insulation Initial Dielectric Between Open Contacts	1500 Vrms
Contact Limiting Making Current	2 A
Contact Limiting Short-Time Current	2 A
Contact Limiting Continuous Current	2 A
Voltage Standing Wave Ration (HF Parameter)	1.04 @ 100MHz, 1.4dB @ 900MHz
Insulation Initial Dielectric Between Adjacent Contacts	1000 Vrms
Insulation Initial Dielectric Between Contacts & Coil	1500 Vrms
Insulation Initial Resistance	1000 MΩ

Contact Limiting Breaking Current	2 A
Contact Switching Load (Min)	10mA @ .2V
Coil Resistance	125 Ω
Contact Voltage Rating	220 VDC
Coil Power Rating DC	200 mW
Coil Voltage Rating	5 VAC
Contact Current Rating	2 A
Contact Switching Voltage (Max)	220 VDC

Signal Characteristics

Isolation (HF Parameter)	-20.7dB @ 900MHz, -39dB @ 100MHz
Insertion Loss (HF Parameter)	-.02dB @ 100MHz, -.27dB @ 900MHz

Body Features

Product Weight	2.8 g[.0988 oz]

Contact Features

Contact Plating Material	Gold
Contact Material	AgNi

Termination Features

Relay Connection Type	PCB Termination
Terminal Configuration	PCB SMT

Mechanical Attachment

Product Mount Type	Printed Circuit Board

Dimensions

Insulation Clearance Between Contact & Coil	1.3 mm[.051 in]
Insulation Creepage Between Contact & Coil	2.5 mm[.098 in]
Product Width	7.2 mm[.283 in]
Product Length	14.6 mm[.574 in]
Product Height	9.9 mm[.389 in]

Usage Conditions

Environmental Category of Protection	RTIII
Environmental Ambient Temperature (Max)	85 °C[85 °F]
Operating Temperature Range	-40 – 85 °C

Operation/Application

Actuating System	DC
Solder Process	Reflow Solder
Performance Type	High Dielectric
Coil Magnetic System	Monostable, Polarized

Packaging Features

Packaging Method	Reel

Other

Length Class (Mechanical)	14 – 16 mm
Environmental Ambient Temperature Class	70 – 85 °C
Height Class (Mechanical)	9 – 10 mm
Coil Power Rating Class	150 – 200 mW
Width Class (Mechanical)	6 – 8 mm
Contact Current Class	0 – 2 A

Product Compliance

For compliance documentation, visit the product page on TE.com>

EU RoHS Directive 2011/65/EU	Compliant
EU ELV Directive 2000/53/EC	Compliant
China RoHS 2 Directive MIIT Order No 32, 2016	No Restricted Materials Above Threshold
EU REACH Regulation (EC) No. 1907/2006	Current ECHA Candidate List: JUNE 2024 (241) Candidate List Declared Against: JAN 2024 (240) Does not contain REACH SVHC
Halogen Content	Low Halogen - Br, Cl, F, I < 900 ppm per homogenous material. Also BFR/CFR/PVC Free
Solder Process Capability	Reflow solder capable to 245°C

Product Compliance Disclaimer

This information is provided based on reasonable inquiry of our suppliers and represents our current actual knowledge based on the information they provided. This information is subject to change. The part numbers that TE has identified as EU RoHS compliant have a maximum concentration of 0.1% by weight in homogenous materials for lead, hexavalent chromium, mercury, PBB, PBDE, DBP, BBP, DEHP, DIBP, and 0.01% for cadmium, or qualify for an exemption to these limits as defined in the Annexes of Directive 2011/65/EU (RoHS2). Finished electrical and electronic equipment products will be CE marked as required by Directive 2011/65/EU. Components may not be CE marked. Additionally, the part numbers that TE has identified as EU ELV compliant have a maximum concentration of 0.1% by weight in homogenous materials for lead, hexavalent chromium, and mercury, and 0.01% for cadmium, or qualify for an exemption to these limits as defined in the Annexes of Directive 2000/53/EC (ELV). Regarding the REACH Regulation, the information TE provides on SVHC in articles for this part number is based on the latest European Chemicals Agency (ECHA) ‘Guidance on

requirements for substances in articles' posted at this URL: https://echa.europa.eu/guidance-documents/guidance-on-reach

Compatible Parts



TE Part # 1422006-2
V23079G2002X072

Also in the Series | Axicom P2 Signal Relay



Signal Relays(56)

Customers Also Bought



TE Part #2-1415899-8
RZH3-1A4-D012



TE Part #DT15-12PC-G003
DEUTSCH DT Headers



TE Part #5-103908-3
04 MTE HDR SRST LATCH W/HLDWN

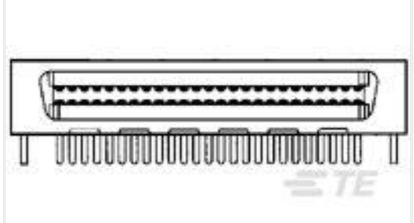

TE Part #5-5175474-7
.050CL,CHAMP,R/TANG RCPT,60POS



TE Part #171825-8
POST HDR ASSY VERT AMP EI CONN



TE Part #1676332-2
RN 0805 3K83 0.1% 10PPM 1KRL



TE Part #5822021-5
80 ME .050 VERT M/L PB-FREE



TE Part #294259-E
DRCQ 0,80 80 F * SMD * 137 E009 094 GURT

Documents

Product Drawings

V23079G2001X071

English

CAD Files

3D PDF

3D

Customer View Model

ENG_CVM_CVM_1422006-1_D1.2d_dxf.zip

English

Customer View Model

ENG_CVM_CVM_1422006-1_D1.3d_igs.zip

English

Customer View Model

ENG_CVM_CVM_1422006-1_D1.3d_stp.zip

English

By downloading the CAD file I accept and agree to the **Terms and Conditions** of use.

Datasheets & Catalog Pages

Axicom Signal and High Frequency Relays (RF Switches) APPLICATION NOTE #2

English

Transportation, Storage, Handling, Assembly and Testing of AXICOM SMT Relays

English

P2 Relay Datasheet

English

Product Specifications

Definitions General Purpose Relays

English

Agency Approvals

UL

English