2-1415898-4 ✔ ACTIVE

SCHRACK | SCHRACK Power PCB Relay RT Inrush Power

TE Internal #: 2-1415898-4

Power Relays, General Purpose Power Relay, Bistable, 1 Coil, Polarized, 400 mW Coil Power Rating DC, SCHRACK Power PCB Relay RT Inrush Power

View on TE.com >

Relays & Contactors > Relays > Power Relays > PCB Power Relay: 16 Amp, Inrush







Relay Type: **General Purpose Power Relay**

Coil Magnetic System: **Bistable, 1 Coil, Polarized**

Coil Power Rating DC: **400 mW**

Coil Resistance: **1440 Ω**

Coil Special Features: **UL Coil Insulation Class F**

All PCB Power Relay: 16 Amp, Inrush (17)

Features

Product Type Features

Relay Type	General Purpose Power Relay

Configuration Features

Contact Special Features	W Pre-Make Contact
Coil Special Features	UL Coil Insulation Class F
Contact Arrangement	1 Form A (NO)
Contact Number of Poles	1

Electrical Characteristics

Insulation Initial Dielectric Between Open Contacts	1250 Vrms
Contact Limiting Making Current	165 A
Contact Limiting Short-Time Current	16 A
Contact Limiting Continuous Current	16 A
Insulation Initial Dielectric Between Contacts & Coil	5000 Vrms

Contact Limiting Breaking Current	16 A
Coil Power Rating DC	400 mW
Coil Resistance	1440 Ω
Coil Voltage Rating	24 VDC
Contact Current Rating	16 A
Contact Switching Voltage (Max)	400 VAC
Contact Voltage Rating	250 VAC

Body Features

Product Weight	14 g[.494 oz]

Contact Features

Contact Material	AgSnO2

Termination Features

Relay Connection Type	PCB Termination
Terminal Configuration	Solder Pins

Mechanical Attachment

Product Mount Type	Printed Circuit Board

Dimensions

Insulation Clearance Between Contact & Coil	10 mm[.394 in]
Insulation Creepage Between Contact & Coil	10 mm[.394 in]
Product Width	12.7 mm[.5 in]
Product Length	29 mm[1.14 in]
Product Height	16 mm[.629 in]

Usage Conditions

Environmental Category of Protection	RTII
Environmental Ambient Temperature (Max)	85 °C[185 °F]

Operation/Application

Solder Process	Wave Solder
Coil Magnetic System	Bistable, 1 Coil, Polarized

Packaging Features

Packaging Method	Box & Tube, Carton

Other

Length Class (Mechanical)	25 – 30 mm
Insulation Initial Dielectric Between Coil & Contact Class	4000 V
Environmental Ambient Temperature Class	70 – 85 °C
Height Class (Mechanical)	15 – 16 mm
Coil Power Rating Class	300 – 400 mW
Width Class (Mechanical)	12 – 16 mm
Contact Current Class	16 A

Product Compliance

For compliance documentation, visit the product page on TE.com>

EU RoHS Directive 2011/65/EU	Compliant
EU ELV Directive 2000/53/EC	Compliant
China RoHS 2 Directive MIIT Order No 32, 2016	No Restricted Materials Above Threshold
EU REACH Regulation (EC) No. 1907/2006	Current ECHA Candidate List: JUNE 2024 (241) Candidate List Declared Against: JAN 2024 (240) Does not contain REACH SVHC
Halogen Content	Not Low Halogen - contains Br or Cl > 900 ppm.
Solder Process Capability	Wave solder capable to 265°C

Product Compliance Disclaimer

This information is provided based on reasonable inquiry of our suppliers and represents our current actual knowledge based on the information they provided. This information is subject to change. The part numbers that TE has identified as EU RoHS compliant have a maximum concentration of 0.1% by weight in homogenous materials for lead, hexavalent chromium, mercury, PBB, PBDE, DBP, BBP, DEHP, DIBP, and 0.01% for cadmium, or qualify for an exemption to these limits as defined in the Annexes of Directive 2011/65/EU (RoHS2). Finished electrical and electronic equipment products will be CE marked as required by Directive 2011/65/EU. Components may not be CE marked. Additionally, the part numbers that TE has identified as EU ELV compliant have a maximum concentration of 0.1% by weight in homogenous materials for lead, hexavalent chromium, and mercury, and 0.01% for cadmium, or qualify for an exemption to these limits as defined in the Annexes of Directive 2000/53/EC (ELV). Regarding the REACH Regulation, the information TE provides on SVHC in articles for this part number is based on the latest European Chemicals Agency (ECHA) 'Guidance on requirements for substances in articles' posted at this URL: https://echa.europa.eu/guidance-documents/guidance-on-reach

Compatible Parts



TE Part # 2-1415898-6
RTS3LF24

Also in the Series | SCHRACK Power PCB Relay RT Inrush Power



Power Relays(33)

Customers Also Bought



TE Part #1775470-4
HPI CONN., 2.0MM, V/T, SMT, 4P, 80U"



TE Part #3-1461491-6
PCN-124D3MHZ,000



TE Part #6368011-3
STK MJ,2X1,SHLD,I135,G/Y/G/Y L



TE Part #6368150-1
MJ,TE,8P,CAT5,SHIELDED

TE Part #1447009-5
SHIELD FINGER 0820 TYPE



TE Part #1827625-1
SHIELD FINGER 3014 ANTI OVER STRESS TYPE



TE Part #2-1393236-5
V23092-A1024-A302



TE Part #5-147424-6
12 MODII VRT DR CE .100 X .100



TE Part #2041119-2
mSATA/mini PCI-E 4H Type I 10u"



TE Part #4-1415400-1
RY631024

Documents

CAD Files

Customer View Model

ENG_CVM_CVM_2-1415898-4_F.3d_igs.zip

English

Customer View Model

ENG_CVM_CVM_2-1415898-4_F.3d_stp.zip

English

Customer View Model

ENG_CVM_CVM_2-1415898-4_F.2d_dxf.zip

English

3D PDF

3D

By downloading the CAD file I accept and agree to the **Terms and Conditions** of use.

Datasheets & Catalog Pages

Power PCB Relay RT Inrush Power

English

Product Specifications

Definitions General Purpose Relays

English

Agency Approvals

VDE Certificate

English