2-1558736-8 ✔ ACTIVE

SCHRACK | SCHRACK SR6

TE Internal #: 2-1558736-8

Power Relays, Force-Guided Relay, 700 mW Coil Power Rating DC, 822 Ω Coil Resistance, 24 VDC Coil Voltage, 3 Form A (NO) + 3 Form B (NC), SCHRACK SR6

View on TE.com >

Relays & Contactors > Relays > Power Relays > Force Guided Relay with 6 contacts







Relay Type: **Force-Guided Relay**

Coil Power Rating DC: **700 mW**

Coil Resistance: **822 Ω**

Coil Voltage Rating: **24 VDC**

Contact Arrangement: **3 Form A (NO) + 3 Form B (NC)**

All Force Guided Relay with 6 contacts (115)

Features

Product Type Features

Relay Type	Force-Guided Relay

Configuration Features

Contact Special Features	Force Guided Contacts
Contact Arrangement	3 Form A (NO) + 3 Form B (NC)
Contact Number of Poles	6

Electrical Characteristics

Insulation Initial Dielectric Between Open Contacts	1500 Vrms
Insulation Initial Dielectric Between Adjacent Contacts	3000 Vrms
Insulation Initial Dielectric Between Contacts & Coil	4000 Vrms
Coil Power Rating DC	700 mW
Coil Resistance	822 Ω
Coil Voltage Rating	24 VDC

Contact Current Rating	8 A
Contact Switching Load (Min)	10mA @ 5V
Contact Switching Voltage (Max)	400 VAC
Contact Voltage Rating	277 VAC

Body Features

Product Weight	29.5 g[1.041 oz]

Contact Features

Contact Material	AgSnO2+Au

Termination Features

Relay Connection Type	PCB Termination
Terminal Configuration	Solder Pins

Mechanical Attachment

Product Mount Type	Printed Circuit Board

Dimensions

Insulation Clearance Between Contact & Coil	5.6 mm[.22 in]
Insulation Creepage Between Contact & Coil	5.6 mm[.22 in]
Product Width	16.5 mm[.649 in]
Product Length	55 mm[2.16 in]
Product Height	15.7 mm[.618 in]

Usage Conditions

Environmental Category of Protection	RTIII
Environmental Ambient Temperature (Max)	85 °C[185 °F]
Operating Temperature Range	-40 – 85 °C[-40 – 185 °F]

Operation/Application

Solder Process	Wave Solder

Product Availability

Product Availability	Worldwide

Packaging Features

Packaging Method	Box & Tube

Other

Length Class (Mechanical)	50 – 60 mm

Height Class (Mechanical)	15 – 20 mm
Coil Power Rating Class	600 – 800 mW
Width Class (Mechanical)	16 – 20 mm
Contact Current Class	5 – 10 A

Product Compliance

For compliance documentation, visit the product page on TE.com>

EU RoHS Directive 2011/65/EU	Compliant
EU ELV Directive 2000/53/EC	Compliant
China RoHS 2 Directive MIIT Order No 32, 2016	No Restricted Materials Above Threshold
EU REACH Regulation (EC) No. 1907/2006	Current ECHA Candidate List: JUNE 2024 (241) Candidate List Declared Against: JAN 2024 (240) Does not contain REACH SVHC
Halogen Content	Not Low Halogen - contains Br or Cl > 900 ppm.
Solder Process Capability	Wave solder capable to 260°C

Product Compliance Disclaimer

This information is provided based on reasonable inquiry of our suppliers and represents our current actual knowledge based on the information they provided. This information is subject to change. The part numbers that TE has identified as EU RoHS compliant have a maximum concentration of 0.1% by weight in homogenous materials for lead, hexavalent chromium, mercury, PBB, PBDE, DBP, BBP, DEHP, DIBP, and 0.01% for cadmium, or qualify for an exemption to these limits as defined in the Annexes of Directive 2011/65/EU (RoHS2). Finished electrical and electronic equipment products will be CE marked as required by Directive 2011/65/EU. Components may not be CE marked.Additionally, the part numbers that TE has identified as EU ELV compliant have a maximum concentration of 0.1% by weight in homogenous materials for lead, hexavalent chromium, and mercury, and 0.01% for cadmium, or qualify for an exemption to these limits as defined in the Annexes of Directive 2000/53/EC (ELV). Regarding the REACH Regulations, TE's information on SVHC in articles for this part number is still based on the European Chemical Agency (ECHA) 'Guidance on requirements for substances in articles'(Version: 2, April 2011), applying the 0.1% weight on weight concentration threshold at the finished product level. TE is aware of the European Court of Justice ruling of September 10th, 2015 also known as O5A (Once An Article Always An Article) stating that, in case of 'complex object', the threshold for a SVHC must be applied to both the product as a whole and simultaneously to each of the articles forming part of its composition. TE has evaluated this ruling based on the new ECHA "Guidance on requirements for substances in articles" (June 2017, version 4.0) and will be updating its statements accordingly.

Compatible Parts

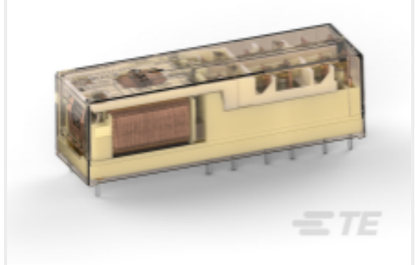

TE Part # 6-1415537-5
SR6A6K24

Also in the Series | SCHRACK SR6



Power Relays(151)

Documents

CAD Files

Customer View Model
ENG_CVM_CVM_2-1558736-8_A.3d_igs.zip
English

Customer View Model
ENG_CVM_CVM_2-1558736-8_A.3d_stp.zip
English

Customer View Model
ENG_CVM_CVM_2-1558736-8_A.2d_dxf.zip
English

3D PDF
3D

By downloading the CAD file I accept and agree to the Terms and Conditions of use.

Datasheets & Catalog Pages

Force Guided Relay SR6 Next Generation
English

Product Specifications

Definitions General Purpose Relays
English

Agency Approvals

UL
English