3-1415356-1 ✔ ACTIVE

SCHRACK | SCHRACK Miniature Power PCB Relay PB

TE Internal #: 3-1415356-1

Power Relays, General Purpose Power Relay, Monostable, 360 mW Coil Power Rating DC, 225 Ω Coil Resistance, SCHRACK Miniature Power PCB Relay PB

View on TE.com >

Relays & Contactors > Relays > Power Relays






Relay Type: **General Purpose Power Relay**

Coil Magnetic System: **Monostable**

Coil Power Rating DC: **360 mW**

Coil Resistance: **225 Ω**

Coil Voltage Rating: **9 VDC**

Features

Product Type Features

Relay Type	General Purpose Power Relay

Configuration Features

Contact Arrangement	1 Form A (NO)
Contact Number of Poles	1

Electrical Characteristics

Insulation Initial Dielectric Between Open Contacts	1000 Vrms
Contact Limiting Making Current	10 A
Contact Limiting Short-Time Current	6 A
Contact Limiting Continuous Current	6.5 A
Insulation Initial Dielectric Between Contacts & Coil	2500 Vrms
Contact Limiting Breaking Current	6 A
Coil Power Rating DC	360 mW
Coil Resistance	225 Ω
Coil Voltage Rating	9 VDC

Contact Current Rating	6 A
Contact Switching Voltage (Max)	400 VAC
Contact Voltage Rating	250 VAC

Body Features

Product Weight	5.4 g[.19 oz]

Contact Features

Contact Material	AgNi90/10

Termination Features

Relay Connection Type	PCB Termination
Terminal Configuration	Solder Pins

Mechanical Attachment

Product Mount Type	Printed Circuit Board

Dimensions

Insulation Clearance Between Contact & Coil	4 mm[.157 in]
Insulation Creepage Between Contact & Coil	5 mm[.197 in]
Product Width	15 mm[.59 in]
Product Length	15 mm[.59 in]
Product Height	20 mm[.787 in]

Usage Conditions

Environmental Category of Protection	RTII
Environmental Ambient Temperature (Max)	105 °C[221 °F]

Operation/Application

Actuating System	DC
Solder Process	Wave Solder
Coil Magnetic System	Monostable

Packaging Features

Packaging Method	Tube

Other

Length Class (Mechanical)	14 – 16 mm
Insulation Initial Dielectric Between Coil & Contact Class	1500 – 2500 V
Environmental Ambient Temperature Class	85 – 105 °C

Height Class (Mechanical)	16 – 20 mm
Coil Power Rating Class	300 – 400 mW
Width Class (Mechanical)	12 – 16 mm
Contact Current Class	16 A

Product Compliance

For compliance documentation, visit the product page on TE.com>

EU RoHS Directive 2011/65/EU	Compliant
EU ELV Directive 2000/53/EC	Compliant
China RoHS 2 Directive MIIT Order No 32, 2016	No Restricted Materials Above Threshold
EU REACH Regulation (EC) No. 1907/2006	Current ECHA Candidate List: JUNE 2024 (241) Candidate List Declared Against: JAN 2024 (240) Does not contain REACH SVHC
Halogen Content	Not Low Halogen - contains Br or Cl > 900 ppm.
Solder Process Capability	Wave solder capable to 265°C

Product Compliance Disclaimer

This information is provided based on reasonable inquiry of our suppliers and represents our current actual knowledge based on the information they provided. This information is subject to change. The part numbers that TE has identified as EU RoHS compliant have a maximum concentration of 0.1% by weight in homogenous materials for lead, hexavalent chromium, mercury, PBB, PBDE, DBP, BBP, DEHP, DIBP, and 0.01% for cadmium, or qualify for an exemption to these limits as defined in the Annexes of Directive 2011/65/EU (RoHS2). Finished electrical and electronic equipment products will be CE marked as required by Directive 2011/65/EU. Components may not be CE marked. Additionally, the part numbers that TE has identified as EU ELV compliant have a maximum concentration of 0.1% by weight in homogenous materials for lead, hexavalent chromium, and mercury, and 0.01% for cadmium, or qualify for an exemption to these limits as defined in the Annexes of Directive 2000/53/EC (ELV). Regarding the REACH Regulation, the information TE provides on SVHC in articles for this part number is based on the latest European Chemicals Agency (ECHA) 'Guidance on requirements for substances in articles' posted at this URL: https://echa.europa.eu/guidance-documents/guidance-on-reach

Compatible Parts



TE Part # 2-1415356-1
PBH34012



TE Part # 4-1415356-1
PBH34006

Also in the Series | SCHRACK Miniature Power PCB Relay PB



Power Relays(38)

Customers Also Bought

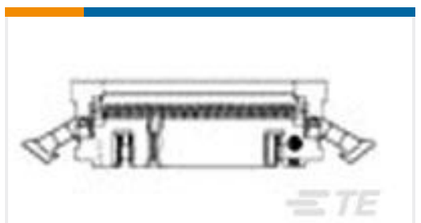

TE Part #1-111504-4
10 UNIV I/O, NO EARS,LEAD FREE



TE Part #1-1393194-9
T77V1D10-12

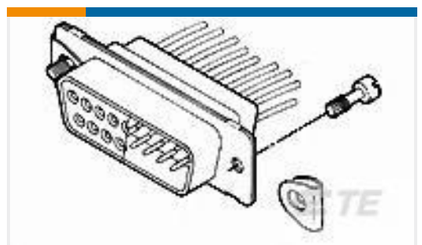

TE Part #5207871-1
SCREW RETAINER KIT



TE Part #1-1740501-3
AMP DUOPLUG 2.5 MKII 3P W. PCB LOCK



TE Part #7-1393302-7
V23134B0052G242-EV-CBOX



TE Part #1-1415356-1
PBH34024



TE Part #5-1415543-7
RZH3-1A3-D005



TE Part #2-1415536-0
RTH34024WG



TE Part #6-440052-3
2.5MM,HDR,3POS,VERTICAL CONN W /O REGRIND



TE Part #6-440052-4
2.5MM,HDR,4POS,VERTICAL CONN W /O REGRIND

Documents

CAD Files

Customer View Model

ENG_CVM_CVM_3-1415356-1_B1.3d_stp.zip

English

Customer View Model

ENG_CVM_CVM_3-1415356-1_B1.2d_dxf.zip

English

3D PDF

3D

Customer View Model

ENG_CVM_CVM_3-1415356-1_B1.3d_igs.zip

English

By downloading the CAD file I accept and agree to the **Terms and Conditions** of use.

Datasheets & Catalog Pages

Miniature Power PCB Relay PBH

English

Product Specifications

Definitions General Purpose Relays

English

Agency Approvals

VDE Certificate

English