1-1415535-3 ✔ ACTIVE

SCHRACK | SCHRACK Relay Package PT

TE Internal #: 1-1415535-3

Power Relays, General Purpose Power Relay, Monostable, 1 VA / . 86 VA Coil Power Rating AC, 4845 Ω Coil Resistance, SCHRACK Relay Package PT

View on TE.com >

Relays & Contactors > Relays > Power Relays



Relay Type: **General Purpose Power Relay**

Coil Magnetic System: **Monostable**

Coil Power Rating Class: **[.5 – 1 VA]**

Coil Power Rating AC: **.86 VA, 1 VA**

Coil Resistance: **4845 Ω**

Features

Product Type Features

Relay Type	General Purpose Power Relay

Configuration Features

Contact Arrangement	4 Form C (CO)
Contact Number of Poles	4

Electrical Characteristics

Insulation Initial Dielectric Between Contacts & Coil	2500 Vrms
Insulation Initial Dielectric Between Open Contacts	2500 Vrms
Contact Limiting Making Current	12 A
Contact Limiting Short-Time Current	6 A
Contact Limiting Continuous Current	6 A
Insulation Initial Dielectric Between Adjacent Contacts	2000 Vrms
Contact Limiting Breaking Current	12 A
Coil Power Rating AC	.86 VA, 1 VA
Coil Resistance	4845 Ω
Coil Voltage Rating	115 VAC
Contact Current Rating	6 A
Contact Switching Voltage (Max)	240 VAC

Contact Voltage Rating	240 VAC

Body Features

Product Weight	90 g[3.175 oz]

Contact Features

Contact Material	AgNi90/10

Termination Features

Relay Connection Type	Plug-In
Terminal Configuration	Screw Terminals

Mechanical Attachment

Product Mount Type	DIN Rail

Dimensions

Insulation Clearance Between Contact & Coil	4 mm[.157 in]
Insulation Creepage Between Contact & Coil	4 mm[.157 in]
Product Width	27.2 mm[1.07 in]
Product Length	77 mm[3.03 in]
Product Height	78.3 mm[3.08 in]

Usage Conditions

Environmental Category of Protection	RTI
Environmental Ambient Temperature (Max)	70 °C[158 °F]
Operating Temperature Range	-40 – 70 °C

Operation/Application

Actuating System	AC
Indicator Type	LED
Coil Magnetic System	Monostable

Packaging Features

Packaging Method	Carton

Other

Insulation Initial Dielectric Between Coil & Contact Class	1500 – 2500 V
Environmental Ambient Temperature Class	50 – 70 °C
Width Class (Mechanical)	25 – 30 mm
	.5 – 1 VA

Contact Current Class	16 A

Product Compliance

For compliance documentation, visit the product page on TE.com>

EU RoHS Directive 2011/65/EU	Compliant with Exemptions
EU ELV Directive 2000/53/EC	Compliant
China RoHS 2 Directive MIIT Order No 32, 2016	Restricted Materials Above Threshold
EU REACH Regulation (EC) No. 1907/2006	Current ECHA Candidate List: JUNE 2024 (241) Candidate List Declared Against: JAN 2024 (240) Does not contain REACH SVHC
Halogen Content	Not Low Halogen - contains Br or Cl > 900 ppm.
Solder Process Capability	Not applicable for solder process capability

Product Compliance Disclaimer

This information is provided based on reasonable inquiry of our suppliers and represents our current actual knowledge based on the information they provided. This information is subject to change. The part numbers that TE has identified as EU RoHS compliant have a maximum concentration of 0.1% by weight in homogenous materials for lead, hexavalent chromium, mercury, PBB, PBDE, DBP, BBP, DEHP, DIBP, and 0.01% for cadmium, or qualify for an exemption to these limits as defined in the Annexes of Directive 2011/65/EU (RoHS2). Finished electrical and electronic equipment products will be CE marked as required by Directive 2011/65/EU. Components may not be CE marked. Additionally, the part numbers that TE has identified as EU ELV compliant have a maximum concentration of 0.1% by weight in homogenous materials for lead, hexavalent chromium, and mercury, and 0.01% for cadmium, or qualify for an exemption to these limits as defined in the Annexes of Directive 2000/53/EC (ELV). Regarding the REACH Regulation, the information TE provides on SVHC in articles for this part number is based on the latest European Chemicals Agency (ECHA) 'Guidance on requirements for substances in articles' posted at this URL: https://echa.europa.eu/guidance-documents/guidance-on-reach

Compatible Parts

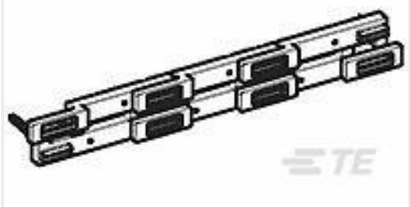

TE Part # 1860517-5
PT170R6 Jumper Bar

Also in the Series | SCHRACK Relay Package PT



Power Relays(33)

Customers Also Bought



TE Part #8-1415532-1
RT4S4S15



TE Part #1-1415073-1
RT4S4LC4

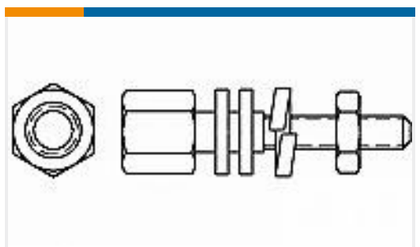

TE Part #5747223-3
AMPLI FEM S'LOCK KIT

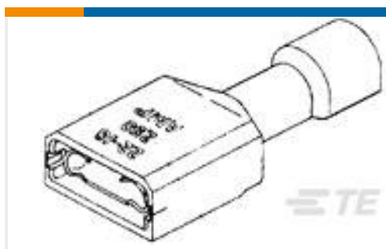

TE Part #2-520184-2
ULTRAFAST 250 ASSY REC 22-18 TPBR LP



TE Part #5-104693-5
50 50/50 HDR DRST SFMNT.390 SN



TE Part #6-1415075-1
PT5S8LC4



TE Part #YDTS26W11-35SNV001
PLUG ASSY



TE Part #YDTS20W25-35PAV001
RECP ASSY

TE Part #1618385-6
MAP200HRXFD01 = RELAY, SPST-NO, 28V CUTT

Documents

CAD Files

3D PDF

3D

Customer View Model
ENG_CVM_CVM_1-1415535-3_A.2d_dxf.zip

English

Customer View Model
ENG_CVM_CVM_1-1415535-3_A.3d_igs.zip

English

Customer View Model

ENG_CVM_CVM_1-1415535-3_A.3d_stp.zip

English

By downloading the CAD file I accept and agree to the Terms and Conditions of use.

Datasheets & Catalog Pages

Relay Package Package PT

English

Product Specifications

Definitions General Purpose Relays

English

Agency Approvals

VDE Certificate

English