5-1415535-5 ✔ ACTIVE

SCHRACK | SCHRACK Miniature PCB Relay PE bistable

TE Internal #: 5-1415535-5

Power Relays, General Purpose Power Relay, Monostable, 211 mW Coil Power Rating DC, 2725 Ω Coil Resistance, SCHRACK Miniature PCB Relay PE bistable

View on TE.com >

Relays & Contactors > Relays > Power Relays



Relay Type: **General Purpose Power Relay**

Coil Magnetic System: **Monostable**

Coil Power Rating DC: **211 mW**

Coil Resistance: **2725 Ω**

Coil Voltage Rating: **24 VDC**

Features

Product Type Features

Relay Type	General Purpose Power Relay

Configuration Features

Contact Arrangement	1 Form C (CO)
Contact Number of Poles	1

Electrical Characteristics

Coil Current	.008 A
Insulation Initial Dielectric Between Open Contacts	1000 Vrms
Contact Limiting Making Current	5 A
Contact Limiting Short-Time Current	5 A
Coil Power Rating	.2 W
Contact Limiting Continuous Current	5 A
Output Voltage Rating (DC Relays)	30 VDC
Insulation Initial Dielectric Between Contacts & Coil	4000 Vrms
Insulation Initial Resistance	10000000 MΩ

Input Voltage	24 VDC
Contact Limiting Breaking Current	5 A
Coil Power Rating DC	211 mW
Coil Resistance	2725 Ω
Coil Voltage Rating	24 VDC
Contact Current Rating	5 A
Contact Switching Load (Min)	100mA @ 24V
Contact Switching Voltage (Max)	400 VAC
Contact Voltage Rating	250 VAC

Body Features

Primary Product Color	Orange
Product Weight	5 g[.1764 oz]

Contact Features

Contact Material	AgSnO2

Termination Features

Relay Connection Type	PCB Termination
Terminal Configuration	Solder Pins

Mechanical Attachment

Product Mount Type	Printed Circuit Board

Dimensions

Insulation Clearance Between Contact & Coil	3.2 mm[.126 in]
Insulation Creepage Between Contact & Coil	4 mm[.157 in]
Product Width	10 mm[.393 in]
Product Length	20 mm[.787 in]
Product Height	10 mm[.393 in]

Usage Conditions

Environmental Category of Protection	RTII
Environmental Ambient Temperature (Max)	85 °C[185 °F]

Operation/Application

Actuating System	DC
Solder Process	Wave Solder
Output Switching	Random

Coil Magnetic System	Monostable

Packaging Features

Packaging Method	Box & Tube, Carton

Other

Length Class (Mechanical)	16 – 20 mm
Insulation Initial Dielectric Between Coil & Contact Class	3500 – 4000 V
Environmental Ambient Temperature Class	70 – 85 °C
Height Class (Mechanical)	9 – 10 mm
Coil Power Rating Class	200 – 300 mW
Width Class (Mechanical)	8 – 10 mm
Contact Current Class	16 A

Product Compliance

For compliance documentation, visit the product page on TE.com>

EU RoHS Directive 2011/65/EU	Compliant
EU ELV Directive 2000/53/EC	Compliant
China RoHS 2 Directive MIIT Order No 32, 2016	No Restricted Materials Above Threshold
EU REACH Regulation (EC) No. 1907/2006	Current ECHA Candidate List: JUNE 2024 (241) Candidate List Declared Against: JUNE 2023 (235) Does not contain REACH SVHC
Halogen Content	Not Low Halogen - contains Br or Cl > 900 ppm.
Solder Process Capability	Wave solder capable to 260°C

Product Compliance Disclaimer

This information is provided based on reasonable inquiry of our suppliers and represents our current actual knowledge based on the information they provided. This information is subject to change. The part numbers that TE has identified as EU RoHS compliant have a maximum concentration of 0.1% by weight in homogenous materials for lead, hexavalent chromium, mercury, PBB, PBDE, DBP, BBP, DEHP, DIBP, and 0.01% for cadmium, or qualify for an exemption to these limits as defined in the Annexes of Directive 2011/65/EU (RoHS2). Finished electrical and electronic equipment products will be CE marked as required by Directive 2011/65/EU. Components may not be CE marked. Additionally, the part numbers that TE has identified as EU ELV compliant have a maximum concentration of 0.1% by weight in homogenous materials for lead, hexavalent chromium, and mercury, and 0.01% for cadmium, or qualify for an exemption to these limits as defined in the Annexes of Directive 2000/53/EC (ELV). Regarding the REACH Regulation, the information TE provides on SVHC in articles for this part number is based on the latest European Chemicals Agency (ECHA) 'Guidance on requirements for substances in articles' posted at this URL: https://echa.europa.eu/guidance-documents/guidance-on-reach

Compatible Parts



TE Part # 7-1415539-4
PE013012

Also in the Series | SCHRACK Miniature PCB Relay PE bistable



Power Relays(40)

Customers Also Bought



TE Part #1-1462038-6
IM06NS=IM RELAY 140mW 12V



TE Part #0662-207-1631L
CONT SOC ASSY



TE Part #2176045-7
EP 5W 68R 5%



TE Part #3-1879352-0
RR02 5% 5R1 AMMO



TE Part #215079-8
MICRO-MATCH FOB.08P



TE Part #0462-201-16141
SOC, SOLID, SIZE 16, 16-20AWG, NI



TE Part #0253350001
TMS-SCE-1K-1-2.0-9



TE Part #650076-000
D-436-38

Documents

CAD Files

Customer View Model
ENG_CVM_CVM_5-1415535-5_A5.3d_igs.zip
English

Customer View Model
ENG_CVM_CVM_5-1415535-5_A5.3d_stp.zip

English

Customer View Model

ENG_CVM_CVM_5-1415535-5_A5.2d_dxf.zip

English

3D PDF

3D

By downloading the CAD file I accept and agree to the Terms and Conditions of use.

Datasheets & Catalog Pages

Miniature PCB Relay PE

English

Product Specifications

Definitions General Purpose Relays

English

Agency Approvals

VDE Certificate

English