IM04GR ✔ ACTIVE

Axicom | Axicom IM

TE Internal #: 4-1462037-2

Signal Relays, 220 VDC Contact Voltage, 250 VAC Contact Voltage, 140mW Coil Power Rating DC, Printed Circuit Board, Axicom IM

View on TE.com >

Relays & Contactors > Relays > Signal Relays > Standard Signal Relay 2 Form C,2 CO Cont









Contact Voltage Rating: **220 VDC**

Coil Power Rating DC: **140 mW**

Isolation (HF Parameter): **-18.8dB @ 900MHz, -37dB @ 100MHz**

Insertion Loss (HF Parameter): **-.03dB @ 100MHz, -.33dB @ 900MHz**

All Standard Signal Relay 2 Form C,2 CO Cont (74)

Features

Configuration Features

Contact Special Features	Bifurcated/Twin Contacts, Gull Wing
Contact Arrangement	2 Form C (2 CO)
Contact Number of Poles	2

Electrical Characteristics

Insulation Initial Dielectric Between Open Contacts	750 Vrms
Contact Limiting Making Current	2 A
Contact Limiting Short-Time Current	2 A
Contact Limiting Continuous Current	2 A
Voltage Standing Wave Ration (HF Parameter)	1.06 @ 100MHz, 1.49 @ 900Mhz
Insulation Initial Dielectric Between Adjacent Contacts	1000 Vrms
Insulation Initial Dielectric Between Contacts & Coil	1800 Vrms
Insulation Initial Resistance	1000000 MΩ
Contact Limiting Breaking Current	2 A
Contact Switching Load (Min)	.1mA @ .0001V

Coil Resistance	257 Ω
Contact Voltage Rating	220 VDC
Coil Power Rating DC	140 mW
Coil Voltage Rating	6 VDC
Contact Current Rating	2 A
Contact Switching Voltage (Max)	220 VDC

Signal Characteristics

Isolation (HF Parameter)	-18.8dB @ 900MHz, -37dB @ 100MHz
Insertion Loss (HF Parameter)	-.03dB @ 100MHz, -.33dB @ 900MHz

Body Features

Product Weight	.75 g[.026 oz]

Contact Features

Contact Plating Material	Gold
Contact Material	PdRu+Au

Termination Features

Relay Connection Type	PCB Termination
Terminal Configuration	PCB SMT

Mechanical Attachment

Product Mount Type	Printed Circuit Board

Dimensions

Product Width	6 mm[.236 in]
Product Length	10 mm[.393 in]
Product Height	5.65 mm[.222 in]

Usage Conditions

Environmental Category of Protection	RTV
Environmental Ambient Temperature (Max)	85 °C[185 °F]
Operating Temperature Range	-40 – 85 °C

Operation/Application

Actuating System	DC
Solder Process	Reflow Solder
Performance Type	Standard
Coil Magnetic System	Monostable, Polarized

Packaging Features

Packaging Method	Reel

Other

Length Class (Mechanical)	0 – 10 mm
Environmental Ambient Temperature Class	70 – 85 °C
Height Class (Mechanical)	0 – 6 mm
Coil Power Rating Class	50 – 300 mW
Width Class (Mechanical)	0 – 6 mm
Contact Current Class	0 – 2 A

Product Compliance

For compliance documentation, visit the product page on TE.com>

EU RoHS Directive 2011/65/EU	Compliant
EU ELV Directive 2000/53/EC	Compliant
China RoHS 2 Directive MIIT Order No 32, 2016	No Restricted Materials Above Threshold
EU REACH Regulation (EC) No. 1907/2006	Current ECHA Candidate List: JUNE 2024 (241) Candidate List Declared Against: JAN 2024 (240) Does not contain REACH SVHC
Halogen Content	Low Bromine/Chlorine - Br and Cl < 900 ppm per homogenous material. Also BFR /CFR/PVC Free
Solder Process Capability	Reflow solder capable to 260°C

Product Compliance Disclaimer

This information is provided based on reasonable inquiry of our suppliers and represents our current actual knowledge based on the information they provided. This information is subject to change. The part numbers that TE has identified as EU RoHS compliant have a maximum concentration of 0.1% by weight in homogenous materials for lead, hexavalent chromium, mercury, PBB, PBDE, DBP, BBP, DEHP, DIBP, and 0.01% for cadmium, or qualify for an exemption to these limits as defined in the Annexes of Directive 2011/65/EU (RoHS2). Finished electrical and electronic equipment products will be CE marked as required by Directive 2011/65/EU. Components may not be CE marked. Additionally, the part numbers that TE has identified as EU ELV compliant have a maximum concentration of 0.1% by weight in homogenous materials for lead, hexavalent chromium, and mercury, and 0.01% for cadmium, or qualify for an exemption to these limits as defined in the Annexes of Directive 2000/53/EC (ELV). Regarding the REACH Regulation, the information TE provides on SVHC in articles for this part number is based on the latest European Chemicals Agency (ECHA) 'Guidance on requirements for substances in articles' posted at this URL: https://echa.europa.eu/guidance-documents/guidance-on-reach

Compatible Parts



TE Part # CAT-AX41-IM11B
Standard Signal Relay 2 Form C,2 CO Cont

Also in the Series | Axicom IM



RJ45 Connectors(2)



Signal Relays(154)

Customers Also Bought



TE Part #1-1734099-0
Champ 050 series,plug assembly



TE Part #2-2176337-3
CRGCQ 0402 680R 1%



TE Part #1-2071407-2
IHV50A5ANH



TE Part #2141619-1
5POS,TAB 6.3X0.8,HEADER ASSY,C



TE Part #2141614-2
COVER, CABLE SEAL



TE Part #1-2141261-1
SHIELD CRIMP FERRULE,INNER



TE Part #1-2141617-1
SHIELD CRIMP FERRULE



TE Part #2141612-2
RADIAL SEAL 25 X 43, CABLE SEAL, YW



TE Part #2141613-2
CARRIER, SEAL,YW



TE Part #2141630-1
5POS,HVA630,REC HSG ASSY, 180DEG,HVIL

Documents

Product Drawings

IM04GR=IM RELAY 140mW 6V

English

CAD Files

Customer View Model

ENG_CVM_CVM_1462037-2_A.2d_dxf.zip

English

3D PDF

3D

Customer View Model

ENG_CVM_CVM_1462037-2_A.3d_igs.zip

English

Customer View Model

ENG_CVM_CVM_1462037-2_A.3d_stp.zip

English

Customer View Model

ENG_CVM_CVM_4-1462037-2_B5.3d_igs.zip

English

Customer View Model

ENG_CVM_CVM_4-1462037-2_B5.3d_stp.zip

English

Customer View Model

ENG_CVM_CVM_4-1462037-2_B5.2d_dxf.zip

English

3D PDF

3D

By downloading the CAD file I accept and agree to the Terms and Conditions of use.

Datasheets & Catalog Pages

Axicom Signal and High Frequency Relays (RF Switches) APPLICATION NOTE #2

English

IM_Datasheet

English

Product Specifications

Definitions General Purpose Relays

English

Agency Approvals

VDE Certificate

English