KHU-17D12-24 ✔ ACTIVE

Potter & Brumfield | Potter & Brumfield KHA

TE Internal #: 4-1393123-8

Power Relays, General Purpose Power Relay, Monostable, 850 mW Coil Power Rating DC, 650 Ω Coil Resistance, Potter & Brumfield KHA

View on TE.com >

Relays & Contactors > Relays > Power Relays



Relay Type: **General Purpose Power Relay**

Coil Magnetic System: **Monostable**

Coil Power Rating DC: **850 mW**

Coil Resistance: **650 Ω**

Coil Special Features: **UL Coil Insulation Class B**

Features

Product Type Features

Relay Type	General Purpose Power Relay

Configuration Features

Coil Special Features	UL Coil Insulation Class B
Contact Arrangement	4 Form C (CO)
Contact Number of Poles	4

Electrical Characteristics

Insulation Initial Dielectric Between Contacts & Coil	1500 Vrms
Insulation Initial Dielectric Between Open Contacts	1000 Vrms
Insulation Initial Dielectric Between Adjacent Contacts	1500 Vrms
Insulation Initial Resistance	100 MΩ
Coil Power Rating DC	850 mW
Coil Resistance	650 Ω
Coil Voltage Rating	24 VDC
Contact Current Rating	5 A
Contact Switching Load (Min)	300mA @ 12V
Contact Voltage Rating	240 VAC

Body Features

Product Weight	45 g[1.587 oz]

Contact Features

Contact Material	AgCdO

Termination Features

Relay Connection Type	Plug-In
Terminal Configuration	Solder Terminals

Mechanical Attachment

Product Mounting Feature Type	Mounting Studs
Product Mount Type	Socket

Dimensions

Product Width	21.82 mm[.859 in]
Product Length	28.17 mm[1.1 in]
Product Height	32.54 mm[1.28 in]

Usage Conditions

Environmental Category of Protection	RTI
Environmental Ambient Temperature (Max)	70 °C[158 °F]
Operating Temperature Range	-45 – 70 °C

Operation/Application

Actuating System	DC
Coil Magnetic System	Monostable

Packaging Features

Packaging Method	Package

Other

Length Class (Mechanical)	25 – 30 mm
Insulation Initial Dielectric Between Coil & Contact Class	1000 – 1500 V
Environmental Ambient Temperature Class	50 – 70 °C
Height Class (Mechanical)	30 – 40 mm
Coil Power Rating Class	800 – 1000 mW
Width Class (Mechanical)	20 – 25 mm
Contact Current Class	16 A

Product Compliance

For compliance documentation, visit the product page on TE.com>

EU RoHS Directive 2011/65/EU	Compliant with Exemptions
EU ELV Directive 2000/53/EC	Compliant
China RoHS 2 Directive MIIT Order No 32, 2016	Restricted Materials Above Threshold
EU REACH Regulation (EC) No. 1907/2006	Current ECHA Candidate List: JUNE 2024 (241) Candidate List Declared Against: JUNE 2022 (224) SVHC > Threshold: Cadmium oxide (7.95% in Component Part) **Article Safe Usage Statements:** Use personal protective equipment as required. Do not eat, drink or smoke when using this product. Recycle if possible and dispose of the article by following all applicable governmental regulations relevant to your geographic location.
Halogen Content	Not Yet Reviewed for halogen content
Solder Process Capability	Not applicable for solder process capability

Product Compliance Disclaimer

This information is provided based on reasonable inquiry of our suppliers and represents our current actual knowledge based on the information they provided. This information is subject to change. The part numbers that TE has identified as EU RoHS compliant have a maximum concentration of 0.1% by weight in homogenous materials for lead, hexavalent chromium, mercury, PBB, PBDE, DBP, BBP, DEHP, DIBP, and 0.01% for cadmium, or qualify for an exemption to these limits as defined in the Annexes of Directive 2011/65/EU (RoHS2). Finished electrical and electronic equipment products will be CE marked as required by Directive 2011/65/EU. Components may not be CE marked. Additionally, the part numbers that TE has identified as EU ELV compliant have a maximum concentration of 0.1% by weight in homogenous materials for lead, hexavalent chromium, and mercury, and 0.01% for cadmium, or qualify for an exemption to these limits as defined in the Annexes of Directive 2000/53/EC (ELV). Regarding the REACH Regulation, the information TE provides on SVHC in articles for this part number is based on the latest European Chemicals Agency (ECHA) 'Guidance on requirements for substances in articles' posted at this URL: https://echa.europa.eu/guidance-documents/guidance-on-reach

Compatible Parts



TE Part # 1-1393143-9
27E166=SOCKET,KH,14,SCW,PLES



TE Part # 2-1419106-6
27E894=SOCKET,KH,14,SCW,POLY,N



TE Part # 1419106-1
27E006=SOCKET,KH,14,SLG,G/T,PH



TE Part # 1419106-2
27E007=SOCKET,KH,14,PC,PHEN,BL



TE Part # 1419106-3
27E023=SOCKET,KH,14,PC,PHEN,BL

Also in the Series | Potter & Brumfield KHA



Power Relays(80)



Relay Accessories, Sockets & Clips(5)

Customers Also Bought



TE Part #747459-2
09 APFL RCPT RA 590



TE Part #6-1393028-3
IDC-24 = PCB MOUNT,24V DC Logic-DC I/P



TE Part #2-1393104-5
KRPA-11AG-120=KRPA-



TE Part #5-1879441-5
TE 50W 2K7 5% Bracket



TE Part #7-1393769-0
R10S-E1Y1-J1.0K=R10

TE Part #2293530-1
EDL SWITCHING SENSOR DANA

TE Part #11107042-00
AST4400A00100P441000-SS:CTO-13000000-03

TE Part #GA100K6CG3S
CHPG-GOLD CHIP

TE Part #GACE20M11CG3S
CHPG-GOLD CHIP

Documents

CAD Files

3D PDF

3D

Customer View Model

ENG_CVM_CVM_4-1393123-8_C.2d_dxf.zip

English

Customer View Model

ENG_CVM_CVM_4-1393123-8_C.3d_igs.zip

English

Customer View Model

ENG_CVM_CVM_4-1393123-8_C.3d_stp.zip

English

By downloading the CAD file I accept and agree to the **Terms and Conditions** of use.

Datasheets & Catalog Pages

KHA General Purpose Dry Circuit to 5A Multicontact AC or DC Relay

English

KHA

English

Product Specifications

Definitions General Purpose Relays

English