KRPA-11DGF-125 × OBSOLETE

Potter & Brumfield | Potter & Brumfield KRPA

TE Internal #: 3-2027011-9

TE Internal Description: KRPA-11DGF-125=RELAY,10A,2C,AGCDO, GOLD F

View on TE.com >

Relays & Contactors > Relays > Power Relays



Relay Type: **General Purpose Power Relay**

Coil Magnetic System: **Monostable**

Coil Power Rating DC: **1200 mW**

Coil Resistance: **120 Ω**

Coil Special Features: **UL Coil Insulation Class B**

Features

Product Type Features

Relay Type	General Purpose Power Relay

Configuration Features

Coil Special Features	UL Coil Insulation Class B
Contact Arrangement	2 Form C (CO)
Contact Number of Poles	2

Electrical Characteristics

Insulation Initial Dielectric Between Contacts & Coil	1000 Vrms
Insulation Initial Dielectric Between Open Contacts	1000 Vrms
Contact Limiting Making Current	10 A
Contact Limiting Short-Time Current	10 A
Contact Limiting Continuous Current	10 A
Insulation Initial Dielectric Between Adjacent Contacts	1000 Vrms
Insulation Initial Resistance	1000000 MΩ
Contact Limiting Breaking Current	10 A
Coil Power Rating DC	1200 mW
Coil Resistance	120 Ω
Coil Voltage Rating	12 VDC
Contact Current Rating	10 A
Contact Switching Load (Min)	300mA @ 12V

Contact Voltage Rating	240 VAC

Body Features

Product Weight	85 g[2.988 oz]

Contact Features

Contact Material	AgCdO, Gold Flashed

Dimensions

Product Width	35.7 mm[1.405 in]
Product Length	35.7 mm[1.406 in]
Product Height	50.8 mm[2 in]

Usage Conditions

Environmental Category of Protection	RTI
Environmental Ambient Temperature (Max)	70 °C[158 °F]
Operating Temperature Range	-45 – 70 °C

Operation/Application

Actuating System	DC
Coil Magnetic System	Monostable

Packaging Features

Packaging Method	Tray

Other

Length Class (Mechanical)	35 – 40 mm
Insulation Initial Dielectric Between Coil & Contact Class	500 – 1000 V
Environmental Ambient Temperature Class	50 – 70 °C
Height Class (Mechanical)	50 – 60 mm
Coil Power Rating Class	1000 – 1500 mW
Width Class (Mechanical)	30 – 40 mm
Contact Current Class	16 A

Product Compliance

For compliance documentation, visit the product page on TE.com>

EU RoHS Directive 2011/65/EU	Compliant with Exemptions
EU ELV Directive 2000/53/EC	Not Compliant
China RoHS 2 Directive MIIT Order No 32, 2016	Restricted Materials Above Threshold

EU REACH Regulation (EC) No. 1907/2006	Current ECHA Candidate List: JUNE 2024 (241) Candidate List Declared Against: JUNE 2022 (224) SVHC > Threshold: Cadmium oxide (7.95% in Component Part) **Article Safe Usage Statements:** Use personal protective equipment as required. Do not eat, drink or smoke when using this product. Recycle if possible and dispose of the article by following all applicable governmental regulations relevant to your geographic location.
Halogen Content	Not Yet Reviewed for halogen content
Solder Process Capability	Not applicable for solder process capability

Product Compliance Disclaimer

This information is provided based on reasonable inquiry of our suppliers and represents our current actual knowledge based on the information they provided. This information is subject to change. The part numbers that TE has identified as EU RoHS compliant have a maximum concentration of 0.1% by weight in homogenous materials for lead, hexavalent chromium, mercury, PBB, PBDE, DBP, BBP, DEHP, DIBP, and 0.01% for cadmium, or qualify for an exemption to these limits as defined in the Annexes of Directive 2011/65/EU (RoHS2). Finished electrical and electronic equipment products will be CE marked as required by Directive 2011/65/EU. Components may not be CE marked. Additionally, the part numbers that TE has identified as EU ELV compliant have a maximum concentration of 0.1% by weight in homogenous materials for lead, hexavalent chromium, and mercury, and 0.01% for cadmium, or qualify for an exemption to these limits as defined in the Annexes of Directive 2000/53/EC (ELV). Regarding the REACH Regulation, the information TE provides on SVHC in articles for this part number is based on the latest European Chemicals Agency (ECHA) 'Guidance on requirements for substances in articles' posted at this URL: https://echa.europa.eu/guidance-documents/guidance-on-reach

Also in the Series | Potter & Brumfield KRPA



Power Relays(45)



Relay Accessories, Sockets & Clips(4)

Customers Also Bought



TE Part #1-2273120-5
M12 MR-FS Double End Cable Assembly BL



TE Part #2821224-7
SFP28 DIRECT ATTACH CA, 4M, 26AWG



TE Part #TAD14841111-005
M12D4-MS-MR-PVC TYPE B-5.0M



TE Part #6-2213818-1
6X6 ILL TACT THT 520GF HI SOFT ORANGE

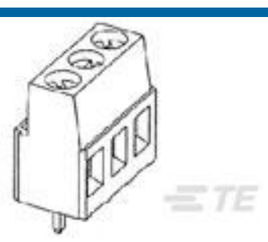

TE Part #1-282841-1
TERMI-BLOK PCB MOUNT 11P.5



TE Part #1-282858-2
12P. TERMI-BLOK PCB MOUNT 90



TE Part #6-2176363-0
RQ 0402 1K78 0.1% 10PPM 5K RL



TE Part #2127933-1
C/A, SFP+, GENERIC, 0.5M



TE Part #1-1393122-8
KHAU-11D18-24=KH

Documents

CAD Files

3D PDF

3D

Customer View Model
ENG_CVM_CVM_3-2027011-9_D.2d_dxf.zip

English

Customer View Model
ENG_CVM_CVM_3-2027011-9_D.3d_igs.zip

English

Customer View Model
ENG_CVM_CVM_3-2027011-9_D.3d_stp.zip

English

By downloading the CAD file I accept and agree to the Terms and Conditions of use.

Datasheets & Catalog Pages

KRPA, KRP, KA, KR 5 to 10 Amp General Purpose Relay

English

Product Specifications

Definitions General Purpose Relays

English

Agency Approvals

UL

English