KUEP-11D15-125 ✔ ACTIVE

Potter & Brumfield | Potter & Brumfield KUEP

TE Internal #: 4-2027183-3

Power Relays, General Purpose Power Relay, Monostable, 1800 mW Coil Power Rating DC, 8680 Ω Coil Resistance, Potter & Brumfield KUEP

View on TE.com >

Relays & Contactors > Relays > Power Relays



Relay Type: **General Purpose Power Relay**

Coil Magnetic System: **Monostable**

Coil Power Rating DC: **1800 mW**

Coil Resistance: **8680 Ω**

Coil Special Features: **UL Coil Insulation Class B**

Features

Product Type Features

Relay Type	General Purpose Power Relay

Configuration Features

Contact Special Features	Magnetic Blowout
Coil Special Features	UL Coil Insulation Class B
Contact Arrangement	2 Form C (CO)
Contact Number of Poles	2

Electrical Characteristics

Insulation Initial Dielectric Between Contacts & Coil	1200 Vrms
Insulation Initial Dielectric Between Open Contacts	1200 Vrms
Contact Limiting Making Current	10 A
Contact Limiting Short-Time Current	10 A
Contact Limiting Continuous Current	10 A
Insulation Initial Dielectric Between Adjacent Contacts	2200 Vrms
Insulation Initial Resistance	100 MΩ
Contact Limiting Breaking Current	10 A
Coil Power Rating DC	1800 mW
Coil Resistance	8680 Ω
Coil Voltage Rating	125 VDC

Contact Current Rating	10 A
Contact Switching Load (Min)	300mA @ 12V
Contact Voltage Rating	150 VDC

Body Features

Product Weight	85 g[2.988 oz]

Contact Features

Contact Material	Silver Cadmium Oxide

Termination Features

Relay Connection Type	Plug-In
Terminal Configuration	Quick Connect Terminals

Mechanical Attachment

Product Mount Type	Socket

Dimensions

Product Width	35.71 mm[1.4 in]
Product Length	38.89 mm[1.53 in]
Product Height	48.41 mm[1.9 in]

Usage Conditions

Environmental Category of Protection	RTI
Environmental Ambient Temperature (Max)	70 °C[158 °F]
Operating Temperature Range	-45 – 70 °C

Operation/Application

Actuating System	DC
Coil Magnetic System	Monostable

Packaging Features

Packaging Method	Tray

Other

Length Class (Mechanical)	35 – 40 mm
Insulation Initial Dielectric Between Coil & Contact Class	1500 – 2500 V
Environmental Ambient Temperature Class	50 – 70 °C
Height Class (Mechanical)	40 – 50 mm
Width Class (Mechanical)	30 – 40 mm

Contact Current Class	16 A

Product Compliance

For compliance documentation, visit the product page on TE.com>

EU RoHS Directive 2011/65/EU	Compliant with Exemptions
EU ELV Directive 2000/53/EC	Compliant
China RoHS 2 Directive MIIT Order No 32, 2016	Restricted Materials Above Threshold
EU REACH Regulation (EC) No. 1907/2006	Current ECHA Candidate List: JUNE 2024 (241) Candidate List Declared Against: JAN 2024 (240) SVHC > Threshold: Cadmium oxide (4.37% in Component Part) **Article Safe Usage Statements:** Use personal protective equipment as required. Do not eat, drink or smoke when using this product. Recycle if possible and dispose of the article by following all applicable governmental regulations relevant to your geographic location.
Halogen Content	Not Yet Reviewed for halogen content
Solder Process Capability	Not applicable for solder process capability

Product Compliance Disclaimer

This information is provided based on reasonable inquiry of our suppliers and represents our current actual knowledge based on the information they provided. This information is subject to change. The part numbers that TE has identified as EU RoHS compliant have a maximum concentration of 0.1% by weight in homogenous materials for lead, hexavalent chromium, mercury, PBB, PBDE, DBP, BBP, DEHP, DIBP, and 0.01% for cadmium, or qualify for an exemption to these limits as defined in the Annexes of Directive 2011/65/EU (RoHS2). Finished electrical and electronic equipment products will be CE marked as required by Directive 2011/65/EU. Components may not be CE marked. Additionally, the part numbers that TE has identified as EU ELV compliant have a maximum concentration of 0.1% by weight in homogenous materials for lead, hexavalent chromium, and mercury, and 0.01% for cadmium, or qualify for an exemption to these limits as defined in the Annexes of Directive 2000/53/EC (ELV). Regarding the REACH Regulation, the information TE provides on SVHC in articles for this part number is based on the latest European Chemicals Agency (ECHA) 'Guidance on requirements for substances in articles' posted at this URL: https://echa.europa.eu/guidance-documents/guidance-on-reach

Compatible Parts



TE Part # 2-1419106-5
27E893=SOCKET,KU,11,QC,POLY,NA-



TE Part # 1419106-4
27E046=SOCKET,KU,11,PC,NYL,NAT



TE Part # 1393143-1
27E043=SOCKET,KU,11,SLG,NYL,N



TE Part # 1393143-5
27E121=SOCKET,KUP,11,SCW,PLE



TE Part # 1393143-2
27E067=SOCKET,KU,11,QC.187,NY



TE Part # 3-1393143-8
27E396=SOCKET,KU,11,SNAP,.187QC

Also in the Series | Potter & Brumfield KUEP



Power Relays(30)

Customers Also Bought



TE Part #1423162-5
7022AC=RLY,STD,OFF,2P 120VAC,1



TE Part #1-1393114-1
KUEP-7D15-24=KU



TE Part #8-1393113-8
KUEP-11D15-48=KU



TE Part #2-1423159-3
7012PC=RLY,STD,ON,2P,125VDC,15



TE Part #320344
TERMINAL,SOLIS R 6 1/2



TE Part #1-1393127-2
PRD-11AG0-240=PRD



TE Part #1423160-3
7014AC=RLY,STD,ON,4P,120VAC,20



TE Part #1SNA115438R1200
M4/6.SNBT

TE Part #1SNA116576R1500
FEM3A

TE Part #5-2027011-1
KUEP-7D15-125=RELAY,5A,2A, AGCDO,QC.187,M

Documents

CAD Files

3D PDF

3D

Customer View Model

ENG_CVM_CVM_4-2027183-3_D.2d_dxf.zip

English

Customer View Model

ENG_CVM_CVM_4-2027183-3_D.3d_igs.zip

English

Customer View Model

ENG_CVM_CVM_4-2027183-3_D.3d_stp.zip

English

By downloading the CAD file I accept and agree to the Terms and Conditions of use.

Datasheets & Catalog Pages

KUEP Series Relay Datasheet

English

KU Sockets & Accessories

English

Product Specifications

Definitions General Purpose Relays

English

Agency Approvals

UL

English