# OJ-SH-112LM,000 ✔ ACTIVE

OEG | OEG Miniature PCB Relay OJ/OJE

TE Internal #: 1461404-6

Power Relays, General Purpose Power Relay, Monostable, 200 mW Coil Power Rating DC, 720 Ω Coil Resistance, OEG Miniature PCB Relay OJ/OJE

View on TE.com >

Relays & Contactors > Relays > Power Relays > STD OEG Miniature PCB OJ/OJE Pow Relays







Relay Type: **General Purpose Power Relay**

Coil Magnetic System: **Monostable**

Coil Power Rating DC: **200 mW**

Coil Resistance: **720 Ω**

Coil Special Features: **UL Coil Insulation Class F**

All STD OEG Miniature PCB OJ/OJE Pow Relays (65)

## Features

### Product Type Features

| | |
|---|---|
| Relay Type | General Purpose Power Relay |

### Configuration Features

| | |
|---|---|
| Coil Special Features | UL Coil Insulation Class F |
| Contact Arrangement | 1 Form A (NO) |
| Contact Number of Poles | 1 |

### Electrical Characteristics

| | |
|---|---|
| Insulation Initial Dielectric Between Open Contacts | 750 Vrms |
| Contact Limiting Making Current | 3 A |
| Contact Limiting Short-Time Current | 3 A |
| Contact Limiting Continuous Current | 3 A |
| Insulation Initial Dielectric Between Contacts & Coil | 4000 Vrms |
| Contact Limiting Breaking Current | 3 A |

| | |
|---|---|
| Coil Power Rating DC | 200 mW |
| Coil Resistance | 720 Ω |
| Coil Voltage Rating | 12 VDC |
| Contact Current Rating | 3 A |
| Contact Switching Load (Min) | 100mA @ 5V |
| Contact Switching Voltage (Max) | 30 VDC |
| Contact Voltage Rating | 30 VDC |

## Body Features

| | |
|---|---|
| Product Weight | 9 g[.318 oz] |

## Contact Features

| | |
|---|---|
| Contact Material | AgNi |

## Termination Features

| | |
|---|---|
| Relay Connection Type | PCB Termination |
| Terminal Configuration | Solder Pins |

## Mechanical Attachment

| | |
|---|---|
| Product Mount Type | Printed Circuit Board |

## Dimensions

| | |
|---|---|
| Insulation Clearance Between Contact & Coil | 3.2 mm[.125 in] |
| Insulation Creepage Between Contact & Coil | 9.4 mm[.37 in] |
| Product Width | 10.2 mm[.401 in] |
| Product Length | 18.2 mm[.716 in] |
| Product Height | 14.7 mm[.58 in] |

## Usage Conditions

| | |
|---|---|
| Environmental Category of Protection | RTIII |
| Environmental Ambient Temperature (Max) | 90 °C[194 °F] |

## Operation/Application

| | |
|---|---|
| Actuating System | DC |
| Coil Magnetic System | Monostable |

## Packaging Features

| | |
|---|---|
| Packaging Method | Box & Tray |

## Other

| | |
|---|---|
| Length Class (Mechanical) | 16 – 20 mm |
| Insulation Initial Dielectric Between Coil & Contact Class | 3500 – 4000 V |
| Environmental Ambient Temperature Class | 85 – 105 °C |
| Height Class (Mechanical) | 14 – 15 mm |
| Coil Power Rating Class | 150 – 200 mW |
| Width Class (Mechanical) | 10 – 12 mm |
| Contact Current Class | 16 A |

## Product Compliance

For compliance documentation, visit the product page on TE.com>

| | |
|---|---|
| EU RoHS Directive 2011/65/EU | Compliant |
| EU ELV Directive 2000/53/EC | Compliant |
| China RoHS 2 Directive MIIT Order No 32, 2016 | No Restricted Materials Above Threshold |
| EU REACH Regulation (EC) No. 1907/2006 | Current ECHA Candidate List: JUNE 2024 (241)<br>Candidate List Declared Against: JAN 2024 (240)<br>Does not contain REACH SVHC |
| Halogen Content | Not Low Halogen - contains Br or Cl > 900 ppm. |
| Solder Process Capability | Wave solder capable to 265°C |

Product Compliance Disclaimer

This information is provided based on reasonable inquiry of our suppliers and represents our current actual knowledge based on the information they provided. This information is subject to change. The part numbers that TE has identified as EU RoHS compliant have a maximum concentration of 0.1% by weight in homogenous materials for lead, hexavalent chromium, mercury, PBB, PBDE, DBP, BBP, DEHP, DIBP, and 0.01% for cadmium, or qualify for an exemption to these limits as defined in the Annexes of Directive 2011/65/EU (RoHS2). Finished electrical and electronic equipment products will be CE marked as required by Directive 2011/65/EU. Components may not be CE marked. Additionally, the part numbers that TE has identified as EU ELV compliant have a maximum concentration of 0.1% by weight in homogenous materials for lead, hexavalent chromium, and mercury, and 0.01% for cadmium, or qualify for an exemption to these limits as defined in the Annexes of Directive 2000/53/EC (ELV). Regarding the REACH Regulation, the information TE provides on SVHC in articles for this part number is based on the latest European Chemicals Agency (ECHA) 'Guidance on requirements for substances in articles' posted at this URL: https://echa.europa.eu/guidance-documents/guidance-on-reach

## Compatible Parts



TE Part # CAT-OE4-OJ1
STD OEG Miniature PCB OJ/OJE Pow Relays

## Also in the Series | OEG Miniature PCB Relay OJ/OJE



Power Relays(67)

## Customers Also Bought




TE Part #1461247-3
OJ-SH-124LMH,000



TE Part #1650155-1
701-14-02109=CONTACT,PIN,#20



TE Part #2069524-2
DYNAMIC FRAME CABLE X key



TE Part #2069526-2
DYNAMIC FRAME PANEL X key



TE Part #1-1649328-5
RT314024



TE Part #2069524-4
DYNAMIC FRAME CABLE Z key



TE Part #4-2295044-3
RITS CONN. PLUG ASSY 3P GREEN TIN



TE Part #5148083-1
048 EURO TYPE C PIN MFBL ASSY



TE Part #6643169-1
Conn, Pin, 125A Middle Drawer, Crimp

# Documents

## Product Drawings

OJ-SH-112LM,000

English

## CAD Files

3D PDF

3D

### Customer View Model

ENG_CVM_CVM_1461404-6_C3.2d_dxf.zip

English

### Customer View Model

ENG_CVM_CVM_1461404-6_C3.3d_igs.zip

English

### Customer View Model

ENG_CVM_CVM_1461404-6_C3.3d_stp.zip

English

By downloading the CAD file I accept and agree to the Terms and Conditions of use.

## Datasheets & Catalog Pages

OJ_OJE Series Relay Data Sheet English

English

## Product Specifications

OJ-SH-112LM,000 Spec Sheet

Japanese

Definitions General Purpose Relays

English

## Agency Approvals

VDE Certificate

English