OJ-SS-124LMH2 ✔ ACTIVE

OEG | OEG Miniature PCB Relay OJ/OJE

TE Internal #: 1721260-6

Power Relays, General Purpose Power Relay, Monostable, 200 mW Coil Power Rating DC, 2880 Ω Coil Resistance, OEG Miniature PCB Relay OJ/OJE

View on TE.com >

Relays & Contactors > Relays > Power Relays > STD OEG Miniature PCB OJ/OJE Pow Relays







Relay Type: **General Purpose Power Relay**

Coil Magnetic System: **Monostable**

Coil Power Rating DC: **200 mW**

Coil Resistance: **2880 Ω**

Coil Special Features: **UL Coil Insulation Class E**

All STD OEG Miniature PCB OJ/OJE Pow Relays (65)

Features

Product Type Features

Relay Type	General Purpose Power Relay

Configuration Features

Coil Special Features	UL Coil Insulation Class E
Contact Arrangement	1 Form A (NO)
Contact Number of Poles	1

Electrical Characteristics

Insulation Initial Dielectric Between Open Contacts	750 Vrms
Contact Limiting Making Current	8 A
Contact Limiting Short-Time Current	8 A
Contact Limiting Continuous Current	8 A
Insulation Initial Dielectric Between Contacts & Coil	4000 Vrms
Contact Limiting Breaking Current	8 A

Coil Power Rating DC	200 mW
Coil Resistance	2880 Ω
Coil Voltage Rating	24 VDC
Contact Current Rating	8 A
Contact Switching Load (Min)	100mA @ 5V
Contact Switching Voltage (Max)	30 VDC
Contact Voltage Rating	30 VDC

Body Features

Product Weight	9 g[.318 oz]

Contact Features

Contact Material	AgSnO

Termination Features

Relay Connection Type	PCB Termination
Terminal Configuration	Solder Pins

Mechanical Attachment

Product Mount Type	Printed Circuit Board

Dimensions

Insulation Clearance Between Contact & Coil	7.7 mm[.303 in]
Insulation Creepage Between Contact & Coil	9.4 mm[.37 in]
Product Width	10.2 mm[.401 in]
Product Length	18.2 mm[.716 in]
Product Height	14.7 mm[.578 in]

Usage Conditions

Environmental Category of Protection	RTII
Environmental Ambient Temperature (Max)	85 °C[185 °F]

Operation/Application

Actuating System	DC
Coil Magnetic System	Monostable

Packaging Features

Packaging Method	Bundle

Other

Length Class (Mechanical)	16 – 20 mm
Insulation Initial Dielectric Between Coil & Contact Class	3500 – 4000 V
Environmental Ambient Temperature Class	70 – 85 °C
Height Class (Mechanical)	14 – 15 mm
Coil Power Rating Class	150 – 200 mW
Width Class (Mechanical)	10 – 12 mm
Contact Current Class	16 A

Product Compliance

For compliance documentation, visit the product page on TE.com>

EU RoHS Directive 2011/65/EU	Compliant
EU ELV Directive 2000/53/EC	Compliant
China RoHS 2 Directive MIIT Order No 32, 2016	No Restricted Materials Above Threshold
EU REACH Regulation (EC) No. 1907/2006	Current ECHA Candidate List: JUNE 2024 (241) Candidate List Declared Against: JAN 2024 (240) Does not contain REACH SVHC
Halogen Content	Not Low Halogen - contains Br or Cl > 900 ppm.
Solder Process Capability	Wave solder capable to 265°C

Product Compliance Disclaimer

This information is provided based on reasonable inquiry of our suppliers and represents our current actual knowledge based on the information they provided. This information is subject to change. The part numbers that TE has identified as EU RoHS compliant have a maximum concentration of 0.1% by weight in homogenous materials for lead, hexavalent chromium, mercury, PBB, PBDE, DBP, BBP, DEHP, DIBP, and 0.01% for cadmium, or qualify for an exemption to these limits as defined in the Annexes of Directive 2011/65/EU (RoHS2). Finished electrical and electronic equipment products will be CE marked as required by Directive 2011/65/EU. Components may not be CE marked. Additionally, the part numbers that TE has identified as EU ELV compliant have a maximum concentration of 0.1% by weight in homogenous materials for lead, hexavalent chromium, and mercury, and 0.01% for cadmium, or qualify for an exemption to these limits as defined in the Annexes of Directive 2000/53/EC (ELV). Regarding the REACH Regulation, the information TE provides on SVHC in articles for this part number is based on the latest European Chemicals Agency (ECHA) 'Guidance on requirements for substances in articles' posted at this URL: https://echa.europa.eu/guidance-documents/guidance-on-reach

Compatible Parts



TE Part # CAT-OE4-OJ1
STD OEG Miniature PCB OJ/OJE Pow Relays

Also in the Series | OEG Miniature PCB Relay OJ/OJE



Power Relays(67)

Customers Also Bought



TE Part #5747845-6
15 MSFL RCPT RA 318 (SL,FM,BL)



TE Part #6-1879021-1
SMW3 33R 5%

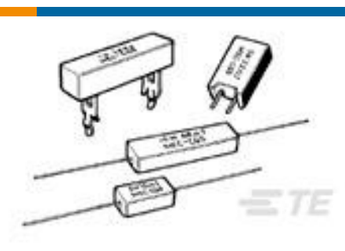

TE Part #1623788-7
SQM5 15R 5% (WIRE)



TE Part #2176486-1
BMC 0805 1K0 25% A Gen C



TE Part #9-1879336-1
CPF 0603 2K0 1% 50PPM 1K RL



TE Part #2-2176341-0
CRGCQ 0805 390R 1%



TE Part #1860995-1
RT16C01 PLASTIC RETAINING CLIP LOW



TE Part #NB12034001
ATUM-9/3-0-SP



TE Part #9-1393640-2
V42254B2201C960=PC612 FEDERLEI

TE Part #40-B149-000-P00
917 insulation insert

Documents

Product Drawings

OJ-SS-124LMH2

English

CAD Files

3D PDF

3D

Customer View Model

ENG_CVM_CVM_1721260-6_J.2d_dxf.zip

English

Customer View Model

ENG_CVM_CVM_1721260-6_J.3d_igs.zip

English

Customer View Model

ENG_CVM_CVM_1721260-6_J.3d_stp.zip

English

By downloading the CAD file I accept and agree to the Terms and Conditions of use.

Datasheets & Catalog Pages

OJ_OJE Series Relay Data Sheet English

English

Product Specifications

Definitions General Purpose Relays

English

Agency Approvals

VDE Certificate

English