ORWH-SH-124D1F,000 ✔ ACTIVE

OEG | SCHRACK Miniature PCB Relay ORWH

TE Internal #: 1-1721150-5

Power Relays, General Purpose Power Relay, Monostable, 360 mW Coil Power Rating DC, 1600 Ω Coil Resistance, SCHRACK Miniature PCB Relay ORWH

View on TE.com >

Relays & Contactors > Relays > Power Relays > Miniature PCB Relay - ORWH - 10 Amp




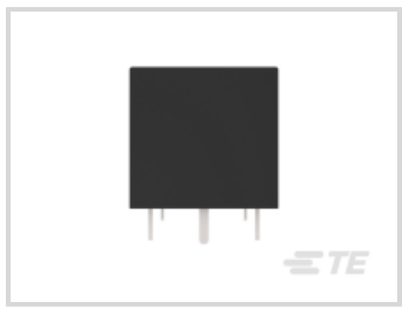
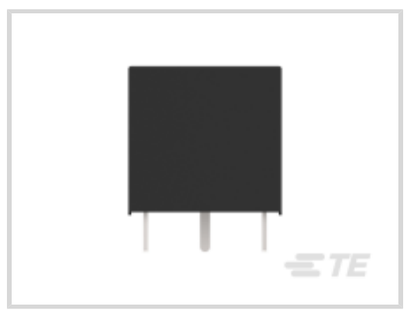

Relay Type: **General Purpose Power Relay**

Coil Magnetic System: **Monostable**

Coil Power Rating DC: **360 mW**

Coil Resistance: **1600 Ω**

Coil Special Features: **UL Coil Insulation Class F**

All Miniature PCB Relay - ORWH - 10 Amp (5)

Features

Product Type Features

Relay Type	General Purpose Power Relay

Configuration Features

Coil Special Features	UL Coil Insulation Class F
Contact Arrangement	1 Form C (CO)
Contact Number of Poles	1

Electrical Characteristics

Coil Current	.015 A
Insulation Initial Dielectric Between Open Contacts	750 Vrms
Contact Limiting Short-Time Current	10 A
Coil Power Rating	.36 W
Insulation Initial Dielectric Between Adjacent Contacts	750 Vrms
Insulation Initial Resistance	1000 MΩ

Insulation Initial Dielectric Between Contacts & Coil	1500 Vrms
Contact Limiting Making Current	10 A
Contact Limiting Continuous Current	10 A
Output Voltage Rating (AC Relays)	0 – 277 Vrms
Contact Limiting Breaking Current	10 A
Coil Power Rating DC	360 mW
Coil Resistance	1600 Ω
Coil Voltage Rating	24 VDC
Contact Current Rating	15 A
Contact Switching Load (Min)	100mA @ 5V
Contact Switching Voltage (Max)	28 VDC
Contact Voltage Rating	28 VDC

Body Features

Enclosure Type	Sealed
Primary Product Color	Black
Product Weight	9.5 g[.335 oz]

Contact Features

Contact Material	AgZnO

Termination Features

Relay Connection Type	PCB Termination
Terminal Configuration	Solder Pins

Mechanical Attachment

Product Mount Type	Printed Circuit Board

Dimensions

Insulation Clearance Between Contact & Coil	3.2 mm[.126 in]
Insulation Creepage Between Contact & Coil	3.2 mm[.126 in]
Product Width	15.5 mm[.61 in]
Product Length	19 mm[.748 in]
Product Height	15.8 mm[.622 in]

Usage Conditions

Environmental Category of Protection	RTIII
Environmental Ambient Temperature (Max)	70 °C[158 °F]

Operating Temperature Range	-30 – 70 °C[-22 – 158 °F]

Operation/Application

Actuating System	DC
Output Switching	Random
Coil Magnetic System	Monostable

Packaging Features

Packaging Method	Box & Tray

Other

Length Class (Mechanical)	16 – 20 mm
Insulation Initial Dielectric Between Coil & Contact Class	1500 – 6000 V
Height Class (Mechanical)	15 – 16 mm
Environmental Ambient Temperature Class	70 – 85 °C
Width Class (Mechanical)	12 – 16 mm

Product Compliance

For compliance documentation, visit the product page on TE.com>

EU RoHS Directive 2011/65/EU	Compliant
EU ELV Directive 2000/53/EC	Compliant
China RoHS 2 Directive MIIT Order No 32, 2016	No Restricted Materials Above Threshold
EU REACH Regulation (EC) No. 1907/2006	Current ECHA Candidate List: JUNE 2024 (241) Candidate List Declared Against: JUNE 2024 (241) Does not contain REACH SVHC
Halogen Content	Low Halogen - Br, Cl, F, I < 900 ppm per homogenous material. Also BFR/CFR/PVC Free
Solder Process Capability	Wave solder capable to 265°C

Product Compliance Disclaimer

This information is provided based on reasonable inquiry of our suppliers and represents our current actual knowledge based on the information they provided. This information is subject to change. The part numbers that TE has identified as EU RoHS compliant have a maximum concentration of 0.1% by weight in homogenous materials for lead, hexavalent chromium, mercury, PBB, PBDE, DBP, BBP, DEHP, DIBP, and 0.01% for cadmium, or qualify for an exemption to these limits as defined in the Annexes of Directive 2011/65/EU (RoHS2). Finished electrical and electronic equipment products will be CE marked as required by Directive 2011/65/EU. Components may not be CE marked. Additionally, the part numbers that TE has identified as EU ELV compliant have a maximum concentration of 0.1% by weight in homogenous materials for lead, hexavalent chromium, and mercury, and 0.01% for cadmium, or qualify for an exemption to these limits as defined in the Annexes of Directive 2000/53/EC (ELV). Regarding the REACH Regulation, the information TE provides on SVHC in articles for this part number is based on the latest European Chemicals Agency (ECHA) ‘Guidance on

requirements for substances in articles' posted at this URL: https://echa.europa.eu/guidance-documents/guidance-on-reach

Compatible Parts



TE Part # 1-1721150-0
ORWH-SH-105D1F,000

Also in the Series | SCHRACK Miniature PCB Relay ORWH



Power Relays(14)

Customers Also Bought



TE Part #6609008-7
1EJHP=F8038



TE Part #2-1445096-5
MICRO MNL HDR ASSY SINGLE ROW



TE Part #5646539-1
2MM H.M. 8 ROW E VERT. RECEPT.



TE Part #3-292173-4
CT BOX HDR H SMT 4P O/TAPE NAT



TE Part #826470-9
2X9P MOD II SHROUDED HEADER, RT ANG.



TE Part #1217133-4
187 FASTON,PCB TAB,TNBR

Documents

Product Drawings

ORWH-SH-124D1F,000

English

CAD Files

Customer View Model

ENG_CVM_CVM_1-1721150-5_G.3d_igs.zip

English

Customer View Model

ENG_CVM_CVM_1-1721150-5_G.3d_stp.zip

English

Customer View Model

ENG_CVM_CVM_1-1721150-5_G.2d_dxf.zip

English

3D PDF

3D

By downloading the CAD file I accept and agree to the **Terms and Conditions** of use.

Datasheets & Catalog Pages

ORWH Series Relay Data Sheet English

English

Product Specifications

Definitions General Purpose Relays

English

Agency Approvals

CQC_CERT_18002196616_C1

English