OUAZ-SH-105L,405

! PENDING OBSOLESCENCE

TE Internal #: 1461070-8

TE Internal Description: OUAZ-SH-105L,405

View on TE.com >

Relays & Contactors > Relays > Signal Relays


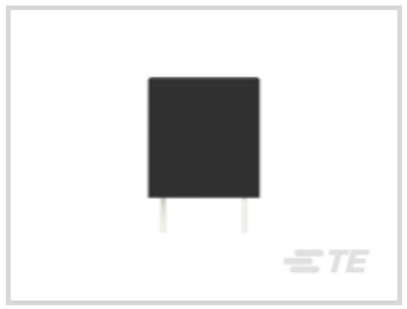




Contact Voltage Rating: **24 VDC**

Coil Power Rating DC: **200 mW**

Product Mount Type: **Printed Circuit Board**

Coil Voltage Rating: **5 VDC**

Features

Configuration Features

Coil Special Features	Sensitive Version
Contact Arrangement	1 Form C (CO)
Contact Number of Poles	1

Electrical Characteristics

Contact Limiting Making Current	1 A
Contact Limiting Continuous Current	1 A
Insulation Initial Dielectric Between Adjacent Contacts	500 Vrms
Insulation Initial Dielectric Between Contacts & Coil	1000 Vrms
Insulation Initial Resistance	1000 MΩ
Input Voltage	5 VDC
Contact Limiting Breaking Current	1 A
Contact Switching Load (Min)	1mA @ 1V
Coil Resistance	125 Ω
Contact Voltage Rating	24 VDC
Coil Power Rating DC	200 mW
Coil Voltage Rating	5 VDC
Contact Current Rating	1 A

Contact Switching Voltage (Max)	24 VDC

Body Features

Product Weight	3.5 g

Contact Features

Contact Plating Material	Gold
Contact Material	Silver Palladium (AgPd) Alloy

Termination Features

Relay Connection Type	PCB Termination
Terminal Configuration	PCB Pins

Mechanical Attachment

Product Mount Type	Printed Circuit Board

Dimensions

Insulation Creepage Between Contact & Coil	1.5 mm
Insulation Clearance Between Contact & Coil	1.5 mm
Product Width	10.4 mm[.409 in]
Product Length	15.4 mm[.606 in]
Product Height	11.2 mm[.44 in]

Usage Conditions

Environmental Category of Protection	RTIII
Environmental Ambient Temperature (Max)	70 °C[158 °F]
Operating Temperature Range	-30 – 70 °C

Operation/Application

Actuating System	DC
Solder Process	Wave Solder
Performance Type	Sensitive
Coil Magnetic System	Monostable

Packaging Features

Packaging Method	Box & Tube

Other

Length Class (Mechanical)	14 – 16 mm
Environmental Ambient Temperature Class	50 – 70 °C

Height Class (Mechanical)	11 – 12 mm
Coil Power Rating Class	150 – 200 mW
Width Class (Mechanical)	10 – 12 mm
Contact Current Class	0 – 2 A

Product Compliance

For compliance documentation, visit the product page on TE.com>

EU RoHS Directive 2011/65/EU	Compliant
EU ELV Directive 2000/53/EC	Compliant
China RoHS 2 Directive MIIT Order No 32, 2016	No Restricted Materials Above Threshold
EU REACH Regulation (EC) No. 1907/2006	Current ECHA Candidate List: JUNE 2024 (241) Candidate List Declared Against: JUN 2020 (209) Does not contain REACH SVHC
Halogen Content	Not Yet Reviewed for halogen content
Solder Process Capability	Wave solder capable to 265°C

Product Compliance Disclaimer

This information is provided based on reasonable inquiry of our suppliers and represents our current actual knowledge based on the information they provided. This information is subject to change. The part numbers that TE has identified as EU RoHS compliant have a maximum concentration of 0.1% by weight in homogenous materials for lead, hexavalent chromium, mercury, PBB, PBDE, DBP, BBP, DEHP, DIBP, and 0.01% for cadmium, or qualify for an exemption to these limits as defined in the Annexes of Directive 2011/65/EU (RoHS2). Finished electrical and electronic equipment products will be CE marked as required by Directive 2011/65/EU. Components may not be CE marked. Additionally, the part numbers that TE has identified as EU ELV compliant have a maximum concentration of 0.1% by weight in homogenous materials for lead, hexavalent chromium, and mercury, and 0.01% for cadmium, or qualify for an exemption to these limits as defined in the Annexes of Directive 2000/53/EC (ELV). Regarding the REACH Regulation, the information TE provides on SVHC in articles for this part number is based on the latest European Chemicals Agency (ECHA) 'Guidance on requirements for substances in articles' posted at this URL: https://echa.europa.eu/guidance-documents/guidance-on-reach

Compatible Parts

TE Part # 1-1461070-2

Customers Also Bought

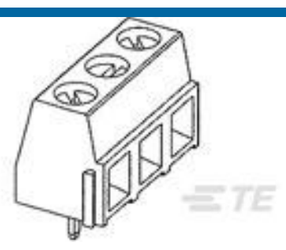

TE Part #282837-2
TERMI-BLOK PCB MOUNT 2P



TE Part #2-1393237-3
RT314024F



TE Part #8-1393792-8
V23105A5003A201



TE Part #3-1419145-9
OUAZ-SH-105D,900

Documents

CAD Files

3D PDF

3D

Customer View Model

ENG_CVM_CVM_1461070-8_F3.2d_dxf.zip

English

Customer View Model

ENG_CVM_CVM_1461070-8_F3.3d_igs.zip

English

Customer View Model

ENG_CVM_CVM_1461070-8_F3.3d_stp.zip

English

By downloading the CAD file I accept and agree to the Terms and Conditions of use.

Product Specifications

Definitions General Purpose Relays

English

Agency Approvals

UL

English