# OUAZ-SS-112L,900 ! PENDING OBSOLESCENCE

OEG

TE Internal #: 1419131-5

TE Internal Description: OUAZ-SS-112L,900

View on TE.com >

Relays & Contactors > Relays > Signal Relays




Contact Arrangement: **1 Form C (CO)**

Coil Magnetic System: **Monostable**

Contact Current Rating: **1 A**

Performance Type: **Sensitive**

Product Mount Type: **Printed Circuit Board**

## Features

### Configuration Features

| | |
|---|---|
| Contact Arrangement | 1 Form C (CO) |
| Number of Poles | 1 |

### Electrical Characteristics

| | |
|---|---|
| Insulation Initial Dielectric Between Open Contacts | 500 Vrms |
| Contact Limiting Making Current | 1 A |
| Contact Limiting Short-Time Current | 1 A |
| Contact Limiting Continuous Current | 1 A |
| Insulation Initial Dielectric Between Contacts & Coil | 1000 Vrms |
| Insulation Initial Resistance | 1000000 MΩ |
| Contact Limiting Breaking Current | 1 A |
| Contact Switching Load (Min) | 1mA @ 1V |
| Coil Resistance | 320 Ω |
| Contact Current Rating | 1 A |
| Contact Voltage Rating | 24 VDC |
| Coil Power Rating DC | 200 mW |
| Coil Voltage Rating | 12 VDC |
| Contact Switching Voltage (Max) | 120 VAC |

### Signal Characteristics

| | |
|---|---|
| Isolation (HF Parameter) | -20.7dB @ 900MHz, -39dB @ 100MHz |
| Insertion Loss (HF Parameter) | -.02dB @ 100MHz, -.27dB @ 900MHz |

## Body Features

| | |
|---|---|
| Product Weight | 3.5 g[.1235 oz] |

## Contact Features

| | |
|---|---|
| Contact Plating Material | Gold |
| Contact Material | Nickel-Palladium Alloy |

## Termination Features

| | |
|---|---|
| Relay Connection Type | PCB Termination |
| Terminal Configuration | PCB Pins |

## Mechanical Attachment

| | |
|---|---|
| Product Mount Type | Printed Circuit Board |

## Dimensions

| | |
|---|---|
| Insulation Clearance Between Contact & Coil | 1.5 mm[.059 in] |
| Insulation Creepage Between Contact & Coil | 1.76 mm[.069 in] |
| Product Width | 10.4 mm[.409 in] |
| Product Length | 15.4 mm[.606 in] |
| Product Height | 11.2 mm[.44 in] |

## Usage Conditions

| | |
|---|---|
| Environmental Category of Protection | RTIII |
| Environmental Ambient Temperature (Max) | 70 °C[158 °F] |
| Operating Temperature Range | -30 – 70 °C |

## Operation/Application

| | |
|---|---|
| Actuating System | AC, DC |
| Solder Process | Wave Solder |
| Coil Magnetic System | Monostable |
| Performance Type | Sensitive |

## Packaging Features

| | |
|---|---|
| Packaging Method | Box & Tube, Tube |

## Other

| | |
|---|---|
| Length Class (Mechanical) | 14 – 16 mm |
| Environmental Ambient Temperature Class | 50 – 70 °C |
| Height Class (Mechanical) | 11 – 12 mm |

| | |
|---|---|
| Coil Power Rating Class | 150 – 200 mW |
| Width Class (Mechanical) | 10 – 12 mm |
| Contact Current Class | 0 – 2 A |

## Product Compliance

For compliance documentation, visit the product page on TE.com>

| | |
|---|---|
| EU RoHS Directive 2011/65/EU | Compliant |
| EU ELV Directive 2000/53/EC | Compliant |
| China RoHS 2 Directive MIIT Order No 32, 2016 | No Restricted Materials Above Threshold |
| EU REACH Regulation (EC) No. 1907/2006 | Current ECHA Candidate List: JUNE 2024 (241)<br>Candidate List Declared Against: JUNE 2022 (224)<br>Does not contain REACH SVHC |
| Halogen Content | Not Low Halogen - contains Br or Cl > 900 ppm. |
| Solder Process Capability | Wave solder capable to 265°C |

Product Compliance Disclaimer

This information is provided based on reasonable inquiry of our suppliers and represents our current actual knowledge based on the information they provided. This information is subject to change. The part numbers that TE has identified as EU RoHS compliant have a maximum concentration of 0.1% by weight in homogenous materials for lead, hexavalent chromium, mercury, PBB, PBDE, DBP, BBP, DEHP, DIBP, and 0.01% for cadmium, or qualify for an exemption to these limits as defined in the Annexes of Directive 2011/65/EU (RoHS2). Finished electrical and electronic equipment products will be CE marked as required by Directive 2011/65/EU. Components may not be CE marked. Additionally, the part numbers that TE has identified as EU ELV compliant have a maximum concentration of 0.1% by weight in homogenous materials for lead, hexavalent chromium, and mercury, and 0.01% for cadmium, or qualify for an exemption to these limits as defined in the Annexes of Directive 2000/53/EC (ELV). Regarding the REACH Regulation, the information TE provides on SVHC in articles for this part number is based on the latest European Chemicals Agency (ECHA) 'Guidance on requirements for substances in articles' posted at this URL: https://echa.europa.eu/guidance-documents/guidance-on-reach

## Compatible Parts




TE Part # 5-1419145-7
OUAZ-SS-112D,900

## Customers Also Bought



TE Part #5499922-6
A/L UNIV HDR 26P VERT LG LAT

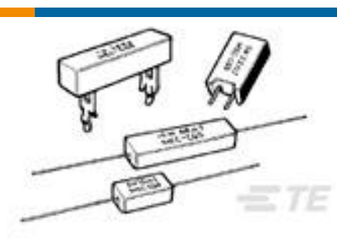

TE Part #1623789-4
SQM7 150R 5% (WIRE)



TE Part #1393243-2
RTE24006



TE Part #5-104363-3
04 MTE HDR SRST LATCH .100CL



TE Part #1-329631-2
JAM NUT, PLATED

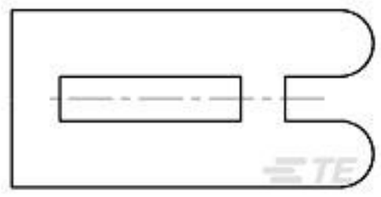

TE Part #926498-3
MOD2 KODIERSTUECK



TE Part #1-640455-5
15P MTA100 HDR ASSY SQ R/A POL



TE Part #881545-2
SHUNT LP W/HANDLE 2 POS 30AU

TE Part #9-329631-3
JAM NUT

## Documents

### Product Drawings

OUAZ-SS-112L,900

English

### CAD Files

3D PDF

3D

Customer View Model

ENG_CVM_CVM_1419131-5_F4.2d_dxf.zip

English

Customer View Model

ENG_CVM_CVM_1419131-5_F4.3d_igs.zip

English

Customer View Model

ENG_CVM_CVM_1419131-5_F4.3d_stp.zip

English

By downloading the CAD file I accept and agree to the Terms and Conditions of use.

### Datasheets & Catalog Pages

### OUAZ series Relay data sheet English

English

## Product Specifications

### Definitions General Purpose Relays

English

## Agency Approvals

### UL

English