OUAZ-SS-124L,900 ! PENDING OBSOLESCENCE

OEG

TE Internal #: 1-1419131-1

TE Internal Description: OUAZ-SS-124L,900

View on TE.com >

Relays & Contactors > Relays > Signal Relays







Contact Arrangement: **1 Form C (CO)**

Coil Magnetic System: **Monostable**

Contact Current Rating: **1 A**

Performance Type: **Sensitive**

Product Mount Type: **Printed Circuit Board**

Features

Configuration Features

Contact Arrangement	1 Form C (CO)
Number of Poles	1

Electrical Characteristics

Insulation Initial Dielectric Between Open Contacts	500 Vrms
Contact Limiting Making Current	1 A
Contact Limiting Short-Time Current	1 A
Contact Limiting Continuous Current	1 A
Insulation Initial Dielectric Between Contacts & Coil	1000 Vrms
Insulation Initial Resistance	1000000 MΩ
Contact Limiting Breaking Current	1 A
Contact Switching Load (Min)	1mA @ 1V
Coil Resistance	1280 Ω
Contact Current Rating	1 A
Contact Voltage Rating	24 VDC
Coil Power Rating DC	200 mW

Coil Voltage Rating	24 VDC
Contact Switching Voltage (Max)	120 VAC

Signal Characteristics

Isolation (HF Parameter)	-20.7dB @ 900MHz, -39dB @ 100MHz
Insertion Loss (HF Parameter)	-.02dB @ 100MHz, -.27dB @ 900MHz

Body Features

Product Weight	3.5 g[.1235 oz]

Contact Features

Contact Plating Material	Gold
Contact Material	Nickel-Palladium Alloy

Termination Features

Relay Connection Type	PCB Termination
Terminal Configuration	PCB Pins

Mechanical Attachment

Product Mount Type	Printed Circuit Board

Dimensions

Insulation Clearance Between Contact & Coil	1.5 mm[.059 in]
Insulation Creepage Between Contact & Coil	1.76 mm[.069 in]
Product Width	10.4 mm[.409 in]
Product Length	15.4 mm[.606 in]
Product Height	11.2 mm[.44 in]

Usage Conditions

Environmental Category of Protection	RTII
Environmental Ambient Temperature (Max)	70 °C[158 °F]
Operating Temperature Range	-30 – 70 °C

Operation/Application

Actuating System	AC, DC
Solder Process	Wave Solder
Coil Magnetic System	Monostable
Performance Type	Sensitive

Packaging Features

Packaging Method	Box & Tube

Other

Length Class (Mechanical)	14 – 16 mm
Environmental Ambient Temperature Class	50 – 70 °C
Height Class (Mechanical)	11 – 12 mm
Coil Power Rating Class	150 – 200 mW
Width Class (Mechanical)	10 – 12 mm
Contact Current Class	0 – 2 A

Product Compliance

For compliance documentation, visit the product page on TE.com>

EU RoHS Directive 2011/65/EU	Compliant
EU ELV Directive 2000/53/EC	Compliant
China RoHS 2 Directive MIIT Order No 32, 2016	No Restricted Materials Above Threshold
EU REACH Regulation (EC) No. 1907/2006	Current ECHA Candidate List: JUNE 2024 (241) Candidate List Declared Against: JUNE 2023 (235) Does not contain REACH SVHC
Halogen Content	Not Yet Reviewed for halogen content
Solder Process Capability	Wave solder capable to 265°C

Product Compliance Disclaimer

This information is provided based on reasonable inquiry of our suppliers and represents our current actual knowledge based on the information they provided. This information is subject to change. The part numbers that TE has identified as EU RoHS compliant have a maximum concentration of 0.1% by weight in homogenous materials for lead, hexavalent chromium, mercury, PBB, PBDE, DBP, BBP, DEHP, DIBP, and 0.01% for cadmium, or qualify for an exemption to these limits as defined in the Annexes of Directive 2011/65/EU (RoHS2). Finished electrical and electronic equipment products will be CE marked as required by Directive 2011/65/EU. Components may not be CE marked. Additionally, the part numbers that TE has identified as EU ELV compliant have a maximum concentration of 0.1% by weight in homogenous materials for lead, hexavalent chromium, and mercury, and 0.01% for cadmium, or qualify for an exemption to these limits as defined in the Annexes of Directive 2000/53/EC (ELV). Regarding the REACH Regulation, the information TE provides on SVHC in articles for this part number is based on the latest European Chemicals Agency (ECHA) 'Guidance on requirements for substances in articles' posted at this URL: https://echa.europa.eu/guidance-documents/guidance-on-reach

Compatible Parts



TE Part # 9-1419130-8
OUAZ-SS-109L,900

Customers Also Bought

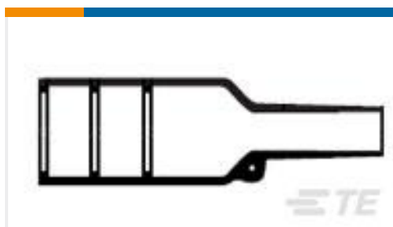

TE Part #843921-000
202K174-3-0



TE Part #4-1462037-7
IM07GR=IM RELAY 200mW 24VDC



TE Part #350210-1
03P CMNL HDR ASSY PC NATL



TE Part #2027395-5
T9VV1K15-12S



TE Part #723955-000
BPTM-30/12-A/U-4(S30)



TE Part #3-178141-5
DYNAMIC D3100 HDR V 6P ASSY



TE Part #2-1630024-8
HSC250 82R 5%



TE Part #7-1393222-2
V23061B1002A301=MINISTARKSTROM



TE Part #6-2176386-0
RQ 1206 51K1 0.1% 10PPM 1K RL

TE Part #2-1437514-2
322-HCS5P2-102=HOLTITE REEL AS

Documents

Product Drawings

OUAZ-SS-124L,900

English

CAD Files

3D PDF

3D

Customer View Model

ENG_CVM_CVM_1-1419131-1_E4.2d_dxf.zip

OUAZ-SS-124L,900

English

Customer View Model

ENG_CVM_CVM_1-1419131-1_E4.3d_igs.zip

English

Customer View Model

ENG_CVM_CVM_1-1419131-1_E4.3d_stp.zip

English

By downloading the CAD file I accept and agree to the Terms and Conditions of use.

Datasheets & Catalog Pages

OUAZ series Relay data sheet English

English

Product Specifications

Definitions General Purpose Relays

English

Agency Approvals

UL

English