P40P48D12P1-24 ! PENDING OBSOLESCENCE

Potter & Brumfield | Potter & Brumfield P40

TE Internal #: 8-1393132-8

TE Internal Description: P40P48D12P1-24=CONTACTORS

View on TE.com >

Relays & Contactors > Contactors > Definite Purpose Contactors







Number of Poles: **4**

Coil Voltage Rating: **24 VDC**

Contact Current Rating: **40 A**

Contact Arrangement: **2 Form X, DPST-NO-DM, 2 Form Y, DPST-NC-DB**

Coil Resistance: **84 Ω**

Features

Configuration Features

Auxiliary Switch Contact Arrangement	Without
Number of Poles	4
Contact Arrangement	2 Form X, DPST-NO-DM, 2 Form Y, DPST-NC-DB

Electrical Characteristics

Contact Switching Voltage (Max)	600 VAC
Coil Voltage Rating	24 VDC
Contact Current Rating	40 A
Coil Resistance	84 Ω

Contact Features

Contact Material	Silver Cadmium Oxide

Termination Features

Main Termination & Connection Type	Screw Terminals
Coil Termination & Connection Type	8-32 Screw with .25 Quick Connect

Mechanical Attachment

Product Mount Type	Chassis

Operation/Application

Actuating System	DC

Product Compliance

For compliance documentation, visit the product page on TE.com>

EU RoHS Directive 2011/65/EU	Compliant with Exemptions
EU ELV Directive 2000/53/EC	Not Compliant
China RoHS 2 Directive MIIT Order No 32, 2016	Restricted Materials Above Threshold
EU REACH Regulation (EC) No. 1907/2006	Current ECHA Candidate List: JUNE 2024 (241) Candidate List Declared Against: JUNE 2022 (224) SVHC > Threshold: Cadmium oxide (10.81% in Component Part) Pb (.35% in Component Part) **Article Safe Usage Statements:** Use personal protective equipment as required. Do not eat, drink or smoke when using this product. Wash thoroughly after handling. Recycle if possible and dispose of the article by following all applicable governmental regulations relevant to your geographic location.
Halogen Content	Not Yet Reviewed for halogen content
Solder Process Capability	Not applicable for solder process capability

Product Compliance Disclaimer

This information is provided based on reasonable inquiry of our suppliers and represents our current actual knowledge based on the information they provided. This information is subject to change. The part numbers that TE has identified as EU RoHS compliant have a maximum concentration of 0.1% by weight in homogenous materials for lead, hexavalent chromium, mercury, PBB, PBDE, DBP, BBP, DEHP, DIBP, and 0.01% for cadmium, or qualify for an exemption to these limits as defined in the Annexes of Directive 2011/65/EU (RoHS2). Finished electrical and electronic equipment products will be CE marked as required by Directive 2011/65/EU. Components may not be CE marked. Additionally, the part numbers that TE has identified as EU ELV compliant have a maximum concentration of 0.1% by weight in homogenous materials for lead, hexavalent chromium, and mercury, and 0.01% for cadmium, or qualify for an exemption to these limits as defined in the Annexes of Directive 2000/53/EC (ELV). Regarding the REACH Regulation, the information TE provides on SVHC in articles for this part number is based on the latest European Chemicals Agency (ECHA) 'Guidance on requirements for substances in articles' posted at this URL: https://echa.europa.eu/guidance-documents/guidance-on-reach

Compatible Parts



TE Part # CAT-P592-SP118
PIDG Spade Tongue Terminals



TE Part # CAT-P592-R472A
PIDG Ring Tongue Terminals

Also in the Series

Customers Also Bought

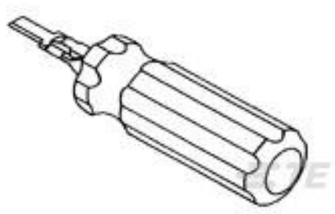

TE Part #305183
EXTRACT TOOL TYPE 2 20-16

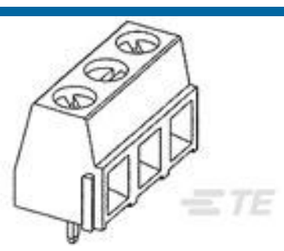

TE Part #282836-3
TERMI-BLOK PCB MOUNT 90 3P.

Documents

CAD Files

3D PDF

3D

Customer View Model
ENG_CVM_CVM_8-1393132-8_D.2d_dxf.zip

English

Customer View Model
ENG_CVM_CVM_8-1393132-8_D.3d_igs.zip

English

Customer View Model
ENG_CVM_CVM_8-1393132-8_D.3d_stp.zip

English

By downloading the CAD file I accept and agree to the Terms and Conditions of use.

Datasheets & Catalog Pages

P30/P40 Definite Purpose Magnetic Contactor 30/40 Ampere Full Load 40/50 Ampere Resistive AC & DC Coils

English

Product Specifications

Definitions General Purpose Relays

English