6-1415029-1 ✔ ACTIVE

SCHRACK | SCHRACK Miniature Power PCB Relay PB

TE Internal #: 6-1415029-1

Power Relays, General Purpose Power Relay, Monostable, 357 mW Coil Power Rating DC, 70 Ω Coil Resistance, SCHRACK Miniature Power PCB Relay PB

View on TE.com >

Relays & Contactors > Relays > Power Relays



Relay Type: **General Purpose Power Relay**

Coil Magnetic System: **Monostable**

Coil Power Rating DC: **357 mW**

Coil Resistance: **70 Ω**

Coil Special Features: **UL Coil Insulation Class F**

Features

Product Type Features

Relay Type	General Purpose Power Relay

Configuration Features

Coil Special Features	UL Coil Insulation Class F
Contact Arrangement	1 Form C (CO)
Contact Number of Poles	1

Electrical Characteristics

Insulation Initial Dielectric Between Open Contacts	1000 Vrms
Contact Limiting Making Current	15 A
Contact Limiting Short-Time Current	10 A
Contact Limiting Continuous Current	10 A
Insulation Initial Dielectric Between Contacts & Coil	2500 Vrms
Contact Limiting Breaking Current	10 A
Coil Power Rating DC	357 mW
Coil Resistance	70 Ω

Coil Voltage Rating	5 VDC
Contact Current Rating	10 A
Contact Switching Voltage (Max)	400 VAC
Contact Voltage Rating	250 VAC

Body Features

Product Weight	5.4 g[.19 oz]

Contact Features

Contact Material	AgNi90/10

Termination Features

Relay Connection Type	PCB Termination
Terminal Configuration	Solder Pins

Mechanical Attachment

Product Mount Type	Printed Circuit Board

Dimensions

Insulation Clearance Between Contact & Coil	3 mm[.118 in]
Insulation Creepage Between Contact & Coil	4 mm[.157 in]
Product Width	15 mm[.59 in]
Product Length	15 mm[.59 in]
Product Height	20 mm[.787 in]

Usage Conditions

Environmental Category of Protection	RTII
Environmental Ambient Temperature (Max)	85 °C[185 °F]

Operation/Application

Actuating System	DC
Solder Process	Wave Solder
Coil Magnetic System	Monostable

Packaging Features

Packaging Method	Box & Tube, Tube

Other

Length Class (Mechanical)	14 – 16 mm
Insulation Initial Dielectric Between Coil & Contact Class	1500 – 2500 V

Environmental Ambient Temperature Class	70 – 85 °C
Height Class (Mechanical)	16 – 20 mm
Coil Power Rating Class	300 – 400 mW
Width Class (Mechanical)	12 – 16 mm
Contact Current Class	16 A

Product Compliance

For compliance documentation, visit the product page on TE.com>

EU RoHS Directive 2011/65/EU	Compliant
EU ELV Directive 2000/53/EC	Compliant
China RoHS 2 Directive MIIT Order No 32, 2016	No Restricted Materials Above Threshold
EU REACH Regulation (EC) No. 1907/2006	Current ECHA Candidate List: JUNE 2024 (241) Candidate List Declared Against: JAN 2024 (240) Does not contain REACH SVHC
Halogen Content	Not Low Halogen - contains Br or Cl > 900 ppm.
Solder Process Capability	Wave solder capable to 265°C

Product Compliance Disclaimer

This information is provided based on reasonable inquiry of our suppliers and represents our current actual knowledge based on the information they provided. This information is subject to change. The part numbers that TE has identified as EU RoHS compliant have a maximum concentration of 0.1% by weight in homogenous materials for lead, hexavalent chromium, mercury, PBB, PBDE, DBP, BBP, DEHP, DIBP, and 0.01% for cadmium, or qualify for an exemption to these limits as defined in the Annexes of Directive 2011/65/EU (RoHS2). Finished electrical and electronic equipment products will be CE marked as required by Directive 2011/65/EU. Components may not be CE marked. Additionally, the part numbers that TE has identified as EU ELV compliant have a maximum concentration of 0.1% by weight in homogenous materials for lead, hexavalent chromium, and mercury, and 0.01% for cadmium, or qualify for an exemption to these limits as defined in the Annexes of Directive 2000/53/EC (ELV). Regarding the REACH Regulation, the information TE provides on SVHC in articles for this part number is based on the latest European Chemicals Agency (ECHA) 'Guidance on requirements for substances in articles' posted at this URL: https://echa.europa.eu/guidance-documents/guidance-on-reach

Compatible Parts



TE Part # 7-1415029-1
PB114006

Also in the Series | SCHRACK Miniature Power PCB Relay PB



Power Relays(38)

Customers Also Bought



TE Part #8-188275-8
Female-on-Board Connector, Top Entry



TE Part #2301844-1
AMPL REC HD20, R/A, 9P, B/L,4-40 INS



TE Part #6-1419111-0
PT370012



TE Part #5-1415036-1
PTML0024



TE Part #2-406549-8
IMJ,1X1,PNL GRD,LED(YG/YG), SN



TE Part #1623232-1
CRG0805 1% 470R



TE Part #1623107-1
CRG0805 1% 120R



TE Part #9-1393303-7
V23134J0053D642-EV-CBOX



TE Part #1-1393763-8
V23100V4305B

Documents

CAD Files

Customer View Model
ENG_CVM_CVM_6-1415029-1_B1.3d_igs.zip
English

Customer View Model
ENG_CVM_CVM_6-1415029-1_B1.3d_stp.zip
English

Customer View Model

ENG_CVM_CVM_6-1415029-1_B1.2d_dxf.zip

English

3D PDF

3D

By downloading the CAD file I accept and agree to the Terms and Conditions of use.

Datasheets & Catalog Pages

Miniature Power PCB Relay PB

English

Product Specifications

Definitions General Purpose Relays

English

Agency Approvals

VDE Certificate

English