# PCH-112L2M-WG ! PENDING OBSOLESCENCE

OEG

TE Internal #: 1721768-5

TE Internal Description: PCH-112L2M-WG

View on TE.com >

Relays & Contactors > Relays > Power Relays



Relay Type: **General Purpose Power Relay**

Coil Magnetic System: **Monostable**

Coil Power Rating DC: **200 mW**

Coil Resistance: **720 Ω**

Coil Special Features: **Sensitive Version, UL Coil Insulation Class F**

## Features

### Product Type Features

| | |
|---|---|
| Relay Type | General Purpose Power Relay |

### Configuration Features

| | |
|---|---|
| Coil Special Features | Sensitive Version, UL Coil Insulation Class F |
| Contact Arrangement | 1 Form A (NO) |
| Contact Number of Poles | 1 |

### Electrical Characteristics

| | |
|---|---|
| Insulation Initial Dielectric Between Open Contacts | 750 Vrms |
| Contact Limiting Making Current | 5 A |
| Contact Limiting Short-Time Current | 5 A |
| Contact Limiting Continuous Current | 5 A |
| Insulation Initial Dielectric Between Contacts & Coil | 4000 Vrms |
| Contact Limiting Breaking Current | 5 A |
| Coil Power Rating DC | 200 mW |
| Coil Resistance | 720 Ω |
| Coil Voltage Rating | 12 VDC |

| | |
|---|---|
| Contact Current Rating | 5 A |
| Contact Switching Load (Min) | 100mA @ 5V |
| Contact Switching Voltage (Max) | 30 VDC |
| Contact Voltage Rating | 30 VDC |

### Body Features

| | |
|---|---|
| Product Weight | 7 g[.247 oz] |

### Contact Features

| | |
|---|---|
| Contact Material | AgSnO |

### Dimensions

| | |
|---|---|
| Product Width | 10 mm[.394 in] |
| Product Length | 20 mm[.787 in] |
| Product Height | 15.2 mm[.598 in] |

### Usage Conditions

| | |
|---|---|
| Environmental Category of Protection | RTII |
| Environmental Ambient Temperature (Max) | 85 °C[185 °F] |

### Operation/Application

| | |
|---|---|
| Actuating System | DC |
| Coil Magnetic System | Monostable |

### Packaging Features

| | |
|---|---|
| Packaging Method | Bundle |

### Other

| | |
|---|---|
| Length Class (Mechanical) | 16 – 20 mm |
| Insulation Initial Dielectric Between Coil & Contact Class | 3500 – 4000 V |
| Environmental Ambient Temperature Class | 70 – 85 °C |
| Height Class (Mechanical) | 15 – 16 mm |
| Coil Power Rating Class | 150 – 200 mW |
| Width Class (Mechanical) | 8 – 10 mm |
| Contact Current Class | 16 A |

## Product Compliance

For compliance documentation, visit the product page on TE.com>

| | |
|---|---|
| EU RoHS Directive 2011/65/EU | Compliant |

| | |
|---|---|
| EU ELV Directive 2000/53/EC | Compliant |
| China RoHS 2 Directive MIIT Order No 32, 2016 | No Restricted Materials Above Threshold |
| EU REACH Regulation (EC) No. 1907/2006 | Current ECHA Candidate List: JUNE 2024 (241)<br>Candidate List Declared Against: JUNE 2023 (235)<br>Does not contain REACH SVHC |
| Halogen Content | Not Low Halogen - contains Br or Cl > 900 ppm. |
| Solder Process Capability | Wave solder capable to 265°C |

Product Compliance Disclaimer

This information is provided based on reasonable inquiry of our suppliers and represents our current actual knowledge based on the information they provided. This information is subject to change. The part numbers that TE has identified as EU RoHS compliant have a maximum concentration of 0.1% by weight in homogenous materials for lead, hexavalent chromium, mercury, PBB, PBDE, DBP, BBP, DEHP, DIBP, and 0.01% for cadmium, or qualify for an exemption to these limits as defined in the Annexes of Directive 2011/65/EU (RoHS2). Finished electrical and electronic equipment products will be CE marked as required by Directive 2011/65/EU. Components may not be CE marked. Additionally, the part numbers that TE has identified as EU ELV compliant have a maximum concentration of 0.1% by weight in homogenous materials for lead, hexavalent chromium, and mercury, and 0.01% for cadmium, or qualify for an exemption to these limits as defined in the Annexes of Directive 2000/53/EC (ELV). Regarding the REACH Regulation, the information TE provides on SVHC in articles for this part number is based on the latest European Chemicals Agency (ECHA) 'Guidance on requirements for substances in articles' posted at this URL: https://echa.europa.eu/guidance-documents/guidance-on-reach

## Compatible Parts



TE Part # 1461352-2
PCH-105L2M,000



TE Part # 1461353-6
PCH-124L2MH,000



TE Part # 1461353-5
PCH-112L2MH,000



TE Part # 1461352-6
PCH-124L2M,000



TE Part # 1461352-5
PCH-112L2M,000



TE Part # 1461353-2
PCH-105L2MH,000



TE Part # 1721767-5
PCH-112D2M-WG



TE Part # 1440004-1
PCH-124D2,000



TE Part # 1721768-6
PCH-124L2M-WG



TE Part # 1721768-2
PCH-105L2M-WG



TE Part # 1721766-5
PCH-112D2-WG



TE Part # 1721766-6
PCH-124D2-WG

## Customers Also Bought



TE Part #963357-6
Low & Medium Power Header



TE Part #171826-6
POST HEADER ASSY HORIZ EI




TE Part #1623168-1
CRG0805 1% 270K




TE Part #1623170-1
CRG0805 1% 27K



TE Part #CA6780-000
44A0311-16-2-F874



TE Part #955-181-012
CGNW 702659 SF S/FAKRA/D/C/I/0.3

## Documents

### Product Drawings

PCH-112L2M-WG

English

### CAD Files

3D PDF

3D

Customer View Model

ENG_CVM_CVM_1721768-5_C2.2d_dxf.zip

English

Customer View Model

ENG_CVM_CVM_1721768-5_C2.3d_igs.zip

English

Customer View Model

ENG_CVM_CVM_1721768-5_C2.3d_stp.zip

English

By downloading the CAD file I accept and agree to the Terms and Conditions of use.

## Datasheets & Catalog Pages

### PCH Series Relay Data Sheet - English

English

## Product Specifications

### PCH TRAY PACKING

English

### Definitions General Purpose Relays

English