PT271012 ✔ ACTIVE

SCHRACK | SCHRACK Miniature Relay PT

TE Internal #: 5-1419111-2

Power Relays, General Purpose Power Relay, Monostable, 750 mW Coil Power Rating DC, 192 Ω Coil Resistance, SCHRACK Miniature Relay PT

View on TE.com >

Relays & Contactors > Relays > Power Relays






Relay Type: **General Purpose Power Relay**

Coil Magnetic System: **Monostable**

Coil Power Rating DC: **750 mW**

Coil Resistance: **192 Ω**

Coil Special Features: **UL Coil Insulation Class F**

Features

Product Type Features

Relay Type	General Purpose Power Relay

Configuration Features

Coil Special Features	UL Coil Insulation Class F
Contact Arrangement	2 Form C (2 CO)
Contact Number of Poles	2

Electrical Characteristics

Insulation Initial Dielectric Between Contacts & Coil	1200 Vrms
Insulation Initial Dielectric Between Open Contacts	1200 Vrms
Contact Limiting Making Current	24 A
Contact Limiting Short-Time Current	300 A
Insulation Initial Dielectric Between Adjacent Contacts	2500 Vrms
Contact Limiting Breaking Current	12 A
Coil Power Rating DC	750 mW
Coil Resistance	192 Ω
Coil Voltage Rating	12 VDC
Contact Current Rating	12 A
Contact Switching Load (Min)	10mA @ 12V

Contact Switching Voltage (Max)	400 VAC
Contact Voltage Rating	240 VAC

Body Features

Product Weight	30 g[1.058 oz]

Contact Features

Contact Material	AgNi90/10

Termination Features

Relay Connection Type	Plug-In
Terminal Configuration	Solder Pins

Mechanical Attachment

Product Mount Type	Printed Circuit Board

Dimensions

Insulation Clearance Between Contact & Coil	3 mm
Insulation Creepage Between Contact & Coil	4 mm[.157 in]
Product Width	22.5 mm[.885 in]
Product Length	28 mm[1.1 in]
Product Height	30 mm[1.18 in]

Usage Conditions

Environmental Category of Protection	RTII
Environmental Ambient Temperature (Max)	70 °C[158 °F]
Operating Temperature Range	-40 – 70 °C

Operation/Application

Actuating System	DC
Solder Process	Wave Solder
Coil Magnetic System	Monostable

Packaging Features

Packaging Method	Carton & Tube

Other

Length Class (Mechanical)	25 – 30 mm
Height Class (Mechanical)	25 – 30 mm
Coil Power Rating Class	600 – 800 mW

Width Class (Mechanical)	20 – 25 mm
Contact Current Class	10 – 20 A

Product Compliance

For compliance documentation, visit the product page on TE.com>

EU RoHS Directive 2011/65/EU	Compliant
EU ELV Directive 2000/53/EC	Compliant
China RoHS 2 Directive MIIT Order No 32, 2016	No Restricted Materials Above Threshold
EU REACH Regulation (EC) No. 1907/2006	Current ECHA Candidate List: JUNE 2024 (241) Candidate List Declared Against: JAN 2024 (240) Does not contain REACH SVHC
Halogen Content	Not Low Halogen - contains Br or Cl > 900 ppm.
Solder Process Capability	Wave solder capable to 265°C

Product Compliance Disclaimer

This information is provided based on reasonable inquiry of our suppliers and represents our current actual knowledge based on the information they provided. This information is subject to change. The part numbers that TE has identified as EU RoHS compliant have a maximum concentration of 0.1% by weight in homogenous materials for lead, hexavalent chromium, mercury, PBB, PBDE, DBP, BBP, DEHP, DIBP, and 0.01% for cadmium, or qualify for an exemption to these limits as defined in the Annexes of Directive 2011/65/EU (RoHS2). Finished electrical and electronic equipment products will be CE marked as required by Directive 2011/65/EU. Components may not be CE marked. Additionally, the part numbers that TE has identified as EU ELV compliant have a maximum concentration of 0.1% by weight in homogenous materials for lead, hexavalent chromium, and mercury, and 0.01% for cadmium, or qualify for an exemption to these limits as defined in the Annexes of Directive 2000/53/EC (ELV). Regarding the REACH Regulation, the information TE provides on SVHC in articles for this part number is based on the latest European Chemicals Agency (ECHA) 'Guidance on requirements for substances in articles' posted at this URL: https://echa.europa.eu/guidance-documents/guidance-on-reach

Compatible Parts



TE Part # 5-1419111-3
PT271024

Also in the Series | SCHRACK Miniature Relay PT



Power Relays(158)

Customers Also Bought



TE Part #5745412-7
25 PLUG SP/MS STD



TE Part #8-215464-4
14P.MICRO-MATCH MOB



TE Part #1624097-1
3615A-10-3525-10 10UH

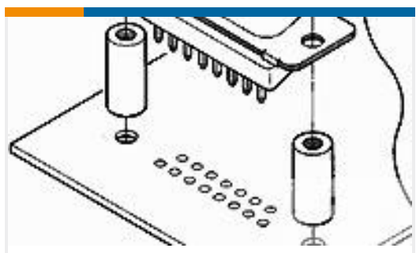

TE Part #5205933-4
STANDOFF BUSHING, BULK PACKED

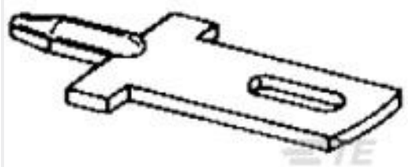

TE Part #735427-2
110 FASTON TAB TPBR



TE Part #3-2176092-7
RP 2A 0.25W 1K69 0.1% 25PPM 1K RL



TE Part #6-104363-0
11 MTE HDR SRST LATCH .100CL



TE Part #6-2176478-1
RA73F 2A 24K9 0.1% 1K RL



TE Part #8-2176421-9
TLRP 2512 2.0W R068 1% 75PPM 4K RL



TE Part #2301995-3
RJ45 JACK INT.MAG. 10/100 LED 1X1 VERT.

Documents

CAD Files

3D PDF

3D

Customer View Model

ENG_CVM_CVM_5-1419111-2_99.2d_dxf.zip

English

Customer View Model

ENG_CVM_CVM_5-1419111-2_99.3d_igs.zip

English

Customer View Model

ENG_CVM_CVM_5-1419111-2_99.3d_stp.zip

English

By downloading the CAD file I accept and agree to the Terms and Conditions of use.

Datasheets & Catalog Pages

Miniature Relay PT

English

Product Specifications

Definitions General Purpose Relays

English

Agency Approvals

VDE Certificate

English