R10-E1Y2-S800 ✔ ACTIVE

Potter & Brumfield | Potter & Brumfield R10

TE Internal #: 3-1393766-8

Power Relays, General Purpose Power Relay, Monostable, 180 mW Coil Power Rating DC, 800 Ω Coil Resistance, Sensitive Version, Potter & Brumfield R10

View on TE.com >

Relays & Contactors > Relays > Power Relays



Relay Type: **General Purpose Power Relay**

Coil Magnetic System: **Monostable**

Coil Power Rating DC: **180 mW**

Coil Resistance: **800 Ω**

Coil Special Features: **Sensitive Version**

Features

Product Type Features

Relay Type	General Purpose Power Relay

Configuration Features

Coil Special Features	Sensitive Version
Contact Arrangement	2 Form C (CO)
Contact Number of Poles	2

Electrical Characteristics

Insulation Initial Dielectric Between Contacts & Coil	1000 Vrms
Insulation Initial Dielectric Between Open Contacts	500 Vrms
Insulation Initial Dielectric Between Adjacent Contacts	1000 Vrms
Insulation Initial Resistance	10000 MΩ
Coil Power Rating DC	180 mW
Coil Resistance	800 Ω
Coil Voltage Rating	12 VDC
Contact Current Rating	3 A
Contact Switching Load (Min)	100mA @ 12V
Contact Voltage Rating	120 VAC

Body Features

Product Weight	40 g[1.41 oz]

Contact Features

Contact Material	Ag

Termination Features

Relay Connection Type	Plug-In

Mechanical Attachment

Product Mounting Feature Type	Mounting Studs
Product Mount Type	Socket

Dimensions

Product Width	18.66 mm[.734 in]
Product Length	24.13 mm[.95 in]
Product Height	29.97 mm[1.17 in]

Usage Conditions

Environmental Category of Protection	RTI
Environmental Ambient Temperature (Max)	75 °C[167 °F]
Operating Temperature Range	-55 – 75 °C

Operation/Application

Actuating System	DC
Coil Magnetic System	Monostable

Packaging Features

Packaging Method	Package

Other

Length Class (Mechanical)	25 – 30 mm
Insulation Initial Dielectric Between Coil & Contact Class	500 – 1000 V
Environmental Ambient Temperature Class	70 – 85 °C
Height Class (Mechanical)	30 – 40 mm
Coil Power Rating Class	150 – 200 mW
Width Class (Mechanical)	16 – 20 mm
Contact Current Class	16 A

Product Compliance

For compliance documentation, visit the product page on TE.com>

EU RoHS Directive 2011/65/EU	Compliant with Exemptions

EU ELV Directive 2000/53/EC	Compliant with Exemptions
China RoHS 2 Directive MIIT Order No 32, 2016	Restricted Materials Above Threshold
EU REACH Regulation (EC) No. 1907/2006	Current ECHA Candidate List: JUNE 2024 (241) Candidate List Declared Against: JUNE 2023 (235) SVHC > Threshold: Pb (3.7% in Component Part) **Article Safe Usage Statements:** Do not eat, drink or smoke when using this product. Wash thoroughly after handling. Recycle if possible and dispose of the article by following all applicable governmental regulations relevant to your geographic location.
Halogen Content	Low Halogen - Br, Cl, F, I < 900 ppm per homogenous material. Also BFR/CFR/PVC Free
Solder Process Capability	Not applicable for solder process capability

Product Compliance Disclaimer

This information is provided based on reasonable inquiry of our suppliers and represents our current actual knowledge based on the information they provided. This information is subject to change. The part numbers that TE has identified as EU RoHS compliant have a maximum concentration of 0.1% by weight in homogenous materials for lead, hexavalent chromium, mercury, PBB, PBDE, DBP, BBP, DEHP, DIBP, and 0.01% for cadmium, or qualify for an exemption to these limits as defined in the Annexes of Directive 2011/65/EU (RoHS2). Finished electrical and electronic equipment products will be CE marked as required by Directive 2011/65/EU. Components may not be CE marked. Additionally, the part numbers that TE has identified as EU ELV compliant have a maximum concentration of 0.1% by weight in homogenous materials for lead, hexavalent chromium, and mercury, and 0.01% for cadmium, or qualify for an exemption to these limits as defined in the Annexes of Directive 2000/53/EC (ELV). Regarding the REACH Regulation, the information TE provides on SVHC in articles for this part number is based on the latest European Chemicals Agency (ECHA) 'Guidance on requirements for substances in articles' posted at this URL: https://echa.europa.eu/guidance-documents/guidance-on-reach

Compatible Parts



TE Part # 1393143-8
27E125=SOCKET,R10,10,SLG,PHE



TE Part # 1-1393143-1
27E128=SOCKET,R10,10,PC,PHEN



TE Part # 2-1393143-4
27E212=SOCKET,R10,10,PC,PHEN



TE Part # 1393837-1
27E460=SOCKET,R10,2POLE,TRACK-MNT,SCREW



TE Part # 2-1393143-1
27E193=SOCKET,R10,11,PC,PHEN



TE Part # 3-1393143-4
27E317=SOCKET,R10,2POLE,W/BRACKET



TE Part # 4-1393143-1
27E446=SOCKET,R10,2POLE,FLG-MNT,SOLDER



TE Part # 5-1393143-0
27E636=SOCKET,R10,2POLE,PCB,.210



TE Part # 3-1393143-6
27E342=SOCKET,R10,2POLE,PCB,.180

Also in the Series | Potter & Brumfield R10



PCB Headers & Receptacles(1)



Power Relays(135)



Relay Accessories, Sockets & Clips(30)

Customers Also Bought

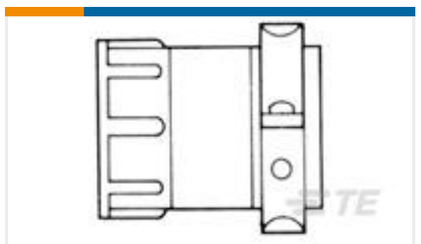

TE Part #206322-9
CABLE CLAMP SIZE 17



TE Part #206037-1
Circular Connector, Environmentally Sealed, CPC Series 6



TE Part #206043-1
RECEPT,SZ 17-14 CPC



TE Part #1-66099-5
III+ PIN,18-16,TIN ,LP



TE Part #206036-1
RECEPT,SZ 17-16 CPC



TE Part #CB3127-000
D-1744-03-LF



TE Part #2-1630024-8
HSC250 82R 5%



TE Part #3-1393104-2
KRPA-11AN-120=KRPA

Documents

CAD Files

3D PDF

3D

Customer View Model

ENG_CVM_CVM_3-1393766-8_A.2d_dxf.zip

English

Customer View Model

ENG_CVM_CVM_3-1393766-8_A.3d_igs.zip

English

Customer View Model

ENG_CVM_CVM_3-1393766-8_A.3d_stp.zip

English

By downloading the CAD file I accept and agree to the **Terms and Conditions** of use.

Datasheets & Catalog Pages

R10 General Purpose Dry Circuit to 7.5 Amp Multicontact AC or DC Relay

English

Product Specifications

Definitions General Purpose Relays

English

Agency Approvals

CSA Certificate

English