R10-E2Y2-V52 ✔ ACTIVE

Potter & Brumfield | Potter & Brumfield R10

TE Internal #: 2-1393767-8

Power Relays, General Purpose Power Relay, Monostable, 900 mW Coil Power Rating DC, 52 Ω Coil Resistance, Sensitive Version, Potter & Brumfield R10

View on TE.com >

Relays & Contactors > Relays > Power Relays



Relay Type: **General Purpose Power Relay**

Coil Magnetic System: **Monostable**

Coil Power Rating DC: **900 mW**

Coil Resistance: **52 Ω**

Coil Special Features: **Sensitive Version**

Features

Product Type Features

Relay Type	General Purpose Power Relay

Configuration Features

Contact Special Features	Single Contact
Coil Special Features	Sensitive Version
Contact Arrangement	2 Form C (CO)
Contact Number of Poles	2

Electrical Characteristics

Insulation Initial Dielectric Between Contacts & Coil	1000 Vrms
Insulation Initial Dielectric Between Open Contacts	500 Vrms
Contact Limiting Making Current	3 A
Contact Limiting Short-Time Current	3 A
Contact Limiting Continuous Current	3 A
Insulation Initial Dielectric Between Adjacent Contacts	1000 Vrms
Insulation Initial Resistance	10000 MΩ
Contact Limiting Breaking Current	3 A
Coil Power Rating DC	900 mW
Coil Resistance	52 Ω
Coil Voltage Rating	6 VDC

Contact Current Rating	3 A
Contact Switching Load (Min)	100mA @ 12V
Contact Voltage Rating	120 VAC

Body Features

Product Weight	40 g[1.41 oz]

Contact Features

Contact Material	Ag

Termination Features

Relay Connection Type	Plug-In
Terminal Configuration	Solder Pins

Mechanical Attachment

Product Mount Type	Printed Circuit Board

Dimensions

Product Width	18.66 mm[.734 in]
Product Length	24.13 mm[.95 in]
Product Height	29.97 mm[1.17 in]

Usage Conditions

Environmental Category of Protection	RTI
Environmental Ambient Temperature (Max)	75 °C[167 °F]
Operating Temperature Range	-55 – 75 °C

Operation/Application

Actuating System	DC
Coil Magnetic System	Monostable

Packaging Features

Packaging Method	Package

Other

Length Class (Mechanical)	20 – 25 mm
Insulation Initial Dielectric Between Coil & Contact Class	500 – 1000 V
Environmental Ambient Temperature Class	70 – 85 °C
Height Class (Mechanical)	30 – 40 mm
Coil Power Rating Class	800 – 1000 mW

Width Class (Mechanical)	16 – 20 mm
Contact Current Class	16 A

Product Compliance

For compliance documentation, visit the product page on TE.com>

EU RoHS Directive 2011/65/EU	Compliant with Exemptions
EU ELV Directive 2000/53/EC	Compliant with Exemptions
China RoHS 2 Directive MIIT Order No 32, 2016	Restricted Materials Above Threshold
EU REACH Regulation (EC) No. 1907/2006	Current ECHA Candidate List: JUNE 2024 (241) Candidate List Declared Against: JUNE 2022 (224) SVHC > Threshold: Pb (3.7% in Component part) **Article Safe Usage Statements:** Do not eat, drink or smoke when using this product. Wash thoroughly after handling. Recycle if possible and dispose of the article by following all applicable governmental regulations relevant to your geographic location.
Halogen Content	Low Halogen - Br, Cl, F, I < 900 ppm per homogenous material. Also BFR/CFR/PVC Free
Solder Process Capability	Wave solder capable to 260°C

Product Compliance Disclaimer

This information is provided based on reasonable inquiry of our suppliers and represents our current actual knowledge based on the information they provided. This information is subject to change. The part numbers that TE has identified as EU RoHS compliant have a maximum concentration of 0.1% by weight in homogenous materials for lead, hexavalent chromium, mercury, PBB, PBDE, DBP, BBP, DEHP, DIBP, and 0.01% for cadmium, or qualify for an exemption to these limits as defined in the Annexes of Directive 2011/65/EU (RoHS2). Finished electrical and electronic equipment products will be CE marked as required by Directive 2011/65/EU. Components may not be CE marked. Additionally, the part numbers that TE has identified as EU ELV compliant have a maximum concentration of 0.1% by weight in homogenous materials for lead, hexavalent chromium, and mercury, and 0.01% for cadmium, or qualify for an exemption to these limits as defined in the Annexes of Directive 2000/53/EC (ELV). Regarding the REACH Regulation, the information TE provides on SVHC in articles for this part number is based on the latest European Chemicals Agency (ECHA) 'Guidance on requirements for substances in articles' posted at this URL: https://echa.europa.eu/guidance-documents/guidance-on-reach

Compatible Parts



TE Part # 1-1393767-4
R10-E2X2-V52=R10

Also in the Series | Potter & Brumfield R10



PCB Headers & Receptacles(1)



Power Relays(135)



Relay Accessories, Sockets & Clips(30)

Customers Also Bought



TE Part #DT04-2P
REC, 2P, GRY, N



TE Part #DT06-2S
PLG, 2P, GRY, N



TE Part #W2S
Wedgelocks: DEUTSCH DT



TE Part #0460-202-16141
DEUTSCH Solid Contacts



TE Part #282104-1
AMP SUPERSEAL 1.5MM, CONNECTOR HOUSING

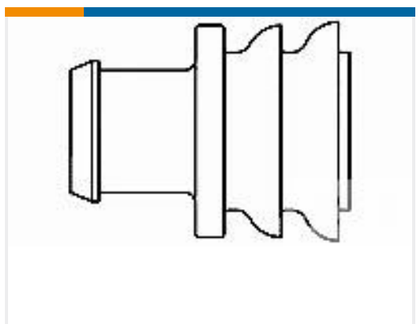

TE Part #281934-2
SINGLE WIRE SEAL



TE Part #114017-ZZ
SEALING PLUG, SIZE 12/16, WHT

Documents

CAD Files

3D PDF

3D

Customer View Model
ENG_CVM_CVM_2-1393767-8_A.2d_dxf.zip

English

Customer View Model
ENG_CVM_CVM_2-1393767-8_A.3d_igs.zip

English

Customer View Model
ENG_CVM_CVM_2-1393767-8_A.3d_stp.zip

English

By downloading the CAD file I accept and agree to the Terms and Conditions of use.

Datasheets & Catalog Pages

R10 General Purpose Dry Circuit to 7.5 Amp Multicontact AC or DC Relay

English

Product Specifications

Definitions General Purpose Relays

English

Agency Approvals

CSA Certificate

English