2-1416010-7 ✔ ACTIVE

SCHRACK | SCHRACK Miniature PCB Relay RE

TE Internal #: 2-1416010-7

Power Relays, General Purpose Power Relay, Monostable, 200 mW Coil Power Rating DC, 2880 Ω Coil Resistance, SCHRACK Miniature PCB Relay RE

View on TE.com >

Relays & Contactors > Relays > Power Relays



Relay Type: **General Purpose Power Relay**

Coil Magnetic System: **Monostable**

Coil Power Rating DC: **200 mW**

Coil Resistance: **2880 Ω**

Coil Special Features: **UL Coil Insulation Class F**

Features

Product Type Features

Relay Type	General Purpose Power Relay

Configuration Features

Coil Special Features	UL Coil Insulation Class F
Contact Arrangement	1 Form A (NO)
Contact Number of Poles	1

Electrical Characteristics

Insulation Initial Dielectric Between Open Contacts	1000 Vrms
Contact Limiting Making Current	6 A
Contact Limiting Short-Time Current	6 A
Contact Limiting Continuous Current	6 A
Insulation Initial Dielectric Between Contacts & Coil	4000 Vrms
Insulation Initial Resistance	10000 MΩ
Contact Limiting Breaking Current	6 A
Coil Power Rating DC	200 mW

Coil Resistance	2880 Ω
Coil Voltage Rating	24 VDC
Contact Current Rating	6 A
Contact Switching Load (Min)	10mA @ 12V
Contact Switching Voltage (Max)	400 VAC
Contact Voltage Rating	250 VAC

Body Features

Product Weight	6 g[.2116 oz]

Contact Features

Contact Plating Material	Silver Nickel
Contact Material	AgNi90/10

Termination Features

Relay Connection Type	PCB Termination
Terminal Configuration	Solder Pins

Mechanical Attachment

Product Mount Type	Printed Circuit Board

Dimensions

Insulation Clearance Between Contact & Coil	4 mm[.157 in]
Insulation Creepage Between Contact & Coil	4 mm[.157 in]
Product Width	10 mm[.393 in]
Product Length	20 mm[.787 in]
Product Height	10.6 mm[.417 in]

Usage Conditions

Environmental Category of Protection	RTIII
Environmental Ambient Temperature (Max)	70 °C[158 °F]

Operation/Application

Actuating System	DC
Solder Process	Wave Solder
Coil Magnetic System	Monostable

Packaging Features

Packaging Method	Box & Tube, Carton

Other

Length Class (Mechanical)	16 – 20 mm
Insulation Initial Dielectric Between Coil & Contact Class	3500 – 4000 V
Environmental Ambient Temperature Class	50 – 70 °C
Height Class (Mechanical)	10 – 11 mm
Coil Power Rating Class	150 – 200 mW
Width Class (Mechanical)	8 – 10 mm
Contact Current Class	16 A

Product Compliance

For compliance documentation, visit the product page on TE.com>

EU RoHS Directive 2011/65/EU	Compliant
EU ELV Directive 2000/53/EC	Compliant
China RoHS 2 Directive MIIT Order No 32, 2016	No Restricted Materials Above Threshold
EU REACH Regulation (EC) No. 1907/2006	Current ECHA Candidate List: JUNE 2024 (241) Candidate List Declared Against: JAN 2024 (240) Does not contain REACH SVHC
Halogen Content	Not Low Halogen - contains Br or Cl > 900 ppm.
Solder Process Capability	Wave solder capable to 260°C

Product Compliance Disclaimer

This information is provided based on reasonable inquiry of our suppliers and represents our current actual knowledge based on the information they provided. This information is subject to change. The part numbers that TE has identified as EU RoHS compliant have a maximum concentration of 0.1% by weight in homogenous materials for lead, hexavalent chromium, mercury, PBB, PBDE, DBP, BBP, DEHP, DIBP, and 0.01% for cadmium, or qualify for an exemption to these limits as defined in the Annexes of Directive 2011/65/EU (RoHS2). Finished electrical and electronic equipment products will be CE marked as required by Directive 2011/65/EU. Components may not be CE marked. Additionally, the part numbers that TE has identified as EU ELV compliant have a maximum concentration of 0.1% by weight in homogenous materials for lead, hexavalent chromium, and mercury, and 0.01% for cadmium, or qualify for an exemption to these limits as defined in the Annexes of Directive 2000/53/EC (ELV). Regarding the REACH Regulation, the information TE provides on SVHC in articles for this part number is based on the latest European Chemicals Agency (ECHA) 'Guidance on requirements for substances in articles' posted at this URL: https://echa.europa.eu/guidance-documents/guidance-on-reach

Compatible Parts



TE Part # 1956220-7
RE034021



TE Part # 2-1416010-8
RE034048



TE Part # 3-1416010-2
RE034018

Also in the Series | SCHRACK Miniature PCB Relay RE



Power Relays(9)

Customers Also Bought



TE Part #2-1393258-0
V23047-A1036-A501



TE Part #2176463-5
HCH165 200W 47R 5% LEAD



TE Part #178498-1
UP 3.96 5P TAB HDR NAT TYPE 1

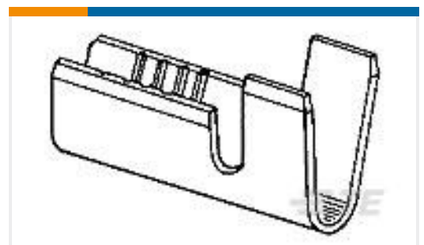

TE Part #737060-2
AMPLIVAR SPL 5 SERR W/INS SUP



TE Part #9-2176089-7
RP 1J 0.166W 121K 0.1% 25PPM 1K RL

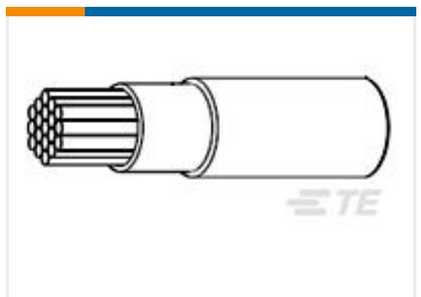

TE Part #9037873002
FLDWC0311-0.35-0

TE Part #2176110-1
3W SM M/OX 5% 12K STEEL LEADS



TE Part #2-1969582-0
ASSY, HDR, VERT, NO-BOSS, DUAL ROW,EP2.5

Documents

CAD Files

Customer View Model
ENG_CVM_CVM_2-1416010-7_FF.3d_igs.zip

English

Customer View Model
ENG_CVM_CVM_2-1416010-7_FF.3d_stp.zip

English

Customer View Model

ENG_CVM_CVM_2-1416010-7_FF.2d_dxf.zip

English

3D PDF

3D

By downloading the CAD file I accept and agree to the Terms and Conditions of use.

Datasheets & Catalog Pages

Miniature PCB Relay RE

English

Product Specifications

Definitions General Purpose Relays

English

Agency Approvals

VDE Certificate

English