SR6ZA024 ✔ ACTIVE

SCHRACK | SCHRACK SR6

TE Internal #: 7-1415033-1

Power Relays, Force-Guided Relay, Monostable, 1200 mW Coil Power Rating DC, 480 Ω Coil Resistance, Coil Suppression Diode, SCHRACK SR6

View on TE.com >

Relays & Contactors > Relays > Power Relays > Force Guided Relay, DIN-rail



Relay Type: **Force-Guided Relay**

Coil Magnetic System: **Monostable**

Coil Power Rating DC: **1200 mW**

Coil Resistance: **480 Ω**

Coil Special Features: **Coil Suppression Diode**

All Force Guided Relay, DIN-rail (20)

Features

Product Type Features

Relay Type	Force-Guided Relay

Configuration Features

Contact Special Features	Force Guided Contacts
Coil Special Features	Coil Suppression Diode
Contact Arrangement	3 Form A (NO) + 3 Form B (NC)
Contact Number of Poles	6

Electrical Characteristics

Insulation Initial Dielectric Between Open Contacts	1000 Vrms
Contact Limiting Making Current	8 A
Contact Limiting Short-Time Current	8 A
Contact Limiting Continuous Current	8 A
Insulation Initial Dielectric Between Adjacent Contacts	2000 Vrms
Insulation Initial Dielectric Between Contacts & Coil	3000 Vrms
Contact Limiting Breaking Current	8 A
Coil Power Rating DC	1200 mW
Coil Resistance	480 Ω
Coil Voltage Rating	24 VDC

Contact Current Rating	8 A
Contact Switching Load (Min)	10mA @ 5V
Contact Switching Voltage (Max)	250 VAC
Contact Voltage Rating	250 VAC

Body Features

Product Weight	90 g[3.175 oz]

Contact Features

Contact Material	AgSnO2

Termination Features

Relay Connection Type	Connector

Mechanical Attachment

Product Mount Type	DIN Rail

Dimensions

Insulation Clearance Between Contact & Coil	5.5 mm[.217 in]
Insulation Creepage Between Contact & Coil	5.5 mm[.217 in]
Product Width	46 mm[1.81 in]
Product Length	58 mm[2.28 in]
Product Height	66.5 mm[2.61 in]

Usage Conditions

Environmental Category of Protection	RT I
Environmental Ambient Temperature (Max)	50 °C[122 °F]

Operation/Application

Actuating System	DC
Coil Magnetic System	Monostable

Product Availability

Product Availability	Worldwide

Packaging Features

Packaging Method	Box & Carton

Other

Length Class (Mechanical)	60 mm
Insulation Initial Dielectric Between Coil & Contact Class	2500 – 3000 V

Environmental Ambient Temperature Class	-25 – 50 °C
Height Class (Mechanical)	50 mm
Coil Power Rating Class	1000 – 1500 mW
Width Class (Mechanical)	40 mm
Contact Current Class	5 – 10 A

Product Compliance

For compliance documentation, visit the product page on TE.com>

EU RoHS Directive 2011/65/EU	Compliant
EU ELV Directive 2000/53/EC	Compliant
China RoHS 2 Directive MIIT Order No 32, 2016	No Restricted Materials Above Threshold
EU REACH Regulation (EC) No. 1907/2006	Current ECHA Candidate List: JUNE 2024 (241) Candidate List Declared Against: JUL 2021 (219) Does not contain REACH SVHC
Halogen Content	Not Low Halogen - contains Br or Cl > 900 ppm.
Solder Process Capability	Not applicable for solder process capability

Product Compliance Disclaimer

This information is provided based on reasonable inquiry of our suppliers and represents our current actual knowledge based on the information they provided. This information is subject to change. The part numbers that TE has identified as EU RoHS compliant have a maximum concentration of 0.1% by weight in homogenous materials for lead, hexavalent chromium, mercury, PBB, PBDE, DBP, BBP, DEHP, DIBP, and 0.01% for cadmium, or qualify for an exemption to these limits as defined in the Annexes of Directive 2011/65/EU (RoHS2). Finished electrical and electronic equipment products will be CE marked as required by Directive 2011/65/EU. Components may not be CE marked. Additionally, the part numbers that TE has identified as EU ELV compliant have a maximum concentration of 0.1% by weight in homogenous materials for lead, hexavalent chromium, and mercury, and 0.01% for cadmium, or qualify for an exemption to these limits as defined in the Annexes of Directive 2000/53/EC (ELV). Regarding the REACH Regulation, the information TE provides on SVHC in articles for this part number is based on the latest European Chemicals Agency (ECHA) 'Guidance on requirements for substances in articles' posted at this URL: https://echa.europa.eu/guidance-documents/guidance-on-reach

Compatible Parts



TE Part # 9-1415536-1
SR2ZY024

Also in the Series | SCHRACK SR6



Power Relays(151)

Customers Also Bought



TE Part #T4010008041-000
M8,SCREW, FEMALE,S,UNSHIELD,4P, GOLD



TE Part #1623131-1
CRG0805 1% 1K0



TE Part #794617-6
6POS,MICRO MNL,RCPT HSG



TE Part #964971-1
EINZELLEITERDICHTNG



TE Part #1623173-1
CRG0805 1% 2K0



TE Part #T4110001031-000
M12,FEMALE,STRAIGHT,A CODE,3P, PG7,GOLD



TE Part #2-2176455-0
CPF 0402 6R65 0.1% 25ppm 1K RL



TE Part #8-2176477-4
RA73F 2A 4K02 0.1% 1K RL



TE Part #1-2176478-4
RA73F 2A 8K06 0.1% 1K RL

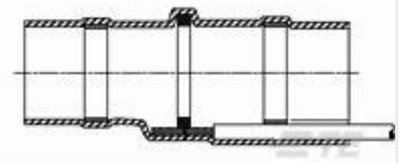

TE Part #F80290-000
B-155-4174-35-22-5/9-10

Documents

CAD Files

3D PDF

3D

Customer View Model

ENG_CVM_CVM_7-1415033-1_C.2d_dxf.zip

English

Customer View Model

ENG_CVM_CVM_7-1415033-1_C.3d_igs.zip

English

Customer View Model

ENG_CVM_CVM_7-1415033-1_C.3d_stp.zip

English

By downloading the CAD file I accept and agree to the Terms and Conditions of use.

Datasheets & Catalog Pages

Safety Relay Module SR6Z

English

Product Specifications

Definitions General Purpose Relays

English