3-1416100-1 ✔ ACTIVE

SCHRACK | SCHRACK Relay Package SNR

TE Internal #: 3-1416100-1

Power Relays, General Purpose Power Relay, Monostable, 184 mW Coil Power Rating DC, 848 Ω Coil Resistance, SCHRACK Relay Package SNR

View on TE.com >

Relays & Contactors > Relays > Power Relays







Relay Type: **General Purpose Power Relay**

Coil Magnetic System: **Monostable**

Coil Power Rating DC: **184 mW**

Coil Resistance: **848 Ω**

Coil Voltage Rating: **12 VDC**

Features

Product Type Features

Relay Type	General Purpose Power Relay

Configuration Features

Contact Arrangement	1 Form C (CO)
Contact Number of Poles	1

Electrical Characteristics

Insulation Initial Dielectric Between Contacts & Coil	4000 Vrms
Insulation Initial Dielectric Between Open Contacts	1000 Vrms
Contact Limiting Making Current	10 A
Contact Limiting Short-Time Current	6 A
Contact Limiting Continuous Current	6 A
Insulation Initial Dielectric Between Adjacent Contacts	1000 Vrms
Contact Limiting Breaking Current	6 A
Coil Power Rating DC	184 mW
Coil Resistance	848 Ω

Coil Voltage Rating	12 VDC
Contact Current Rating	6 A
Contact Switching Load (Min)	100mA @ 12V
Contact Switching Voltage (Max)	400 VAC
Contact Voltage Rating	240 VAC

Body Features

Product Weight	32 g[1.129 oz]

Contact Features

Contact Material	AgSnO

Termination Features

Relay Connection Type	Plug-In
Terminal Configuration	Screw Terminals

Mechanical Attachment

Product Mount Type	DIN Rail

Dimensions

Insulation Clearance Between Contact & Coil	6 mm[.236 in]
Insulation Creepage Between Contact & Coil	8 mm[.315 in]
Product Width	6.2 mm[.24 in]
Product Length	80 mm[3.14 in]
Product Height	94 mm[3.7 in]

Usage Conditions

Environmental Category of Protection	RTI
Environmental Ambient Temperature (Max)	55 °C[131 °F]
Operating Temperature Range	-40 – 55 °C

Operation/Application

Actuating System	DC
Coil Magnetic System	Monostable

Packaging Features

Packaging Method	Box & Carton

Other

Insulation Initial Dielectric Between Coil & Contact Class	4000 V

Environmental Ambient Temperature Class	50 – 70 °C
Coil Power Rating Class	150 – 200 mW
Width Class (Mechanical)	6 – 8 mm
Contact Current Class	16 A

Product Compliance

For compliance documentation, visit the product page on TE.com>

EU RoHS Directive 2011/65/EU	Compliant with Exemptions
EU ELV Directive 2000/53/EC	Compliant
China RoHS 2 Directive MIIT Order No 32, 2016	Restricted Materials Above Threshold
EU REACH Regulation (EC) No. 1907/2006	Current ECHA Candidate List: JUNE 2024 (241) Candidate List Declared Against: JAN 2024 (240) SVHC > Threshold: Pb (85% in Component Part) **Article Safe Usage Statements:** Do not eat, drink or smoke when using this product. Wash thoroughly after handling. Recycle if possible and dispose of the article by following all applicable governmental regulations relevant to your geographic location.
Halogen Content	Low Halogen - Br, Cl, F, I < 900 ppm per homogenous material. Also BFR/CFR/PVC Free
Solder Process Capability	Not applicable for solder process capability

Product Compliance Disclaimer

This information is provided based on reasonable inquiry of our suppliers and represents our current actual knowledge based on the information they provided. This information is subject to change. The part numbers that TE has identified as EU RoHS compliant have a maximum concentration of 0.1% by weight in homogenous materials for lead, hexavalent chromium, mercury, PBB, PBDE, DBP, BBP, DEHP, DIBP, and 0.01% for cadmium, or qualify for an exemption to these limits as defined in the Annexes of Directive 2011/65/EU (RoHS2). Finished electrical and electronic equipment products will be CE marked as required by Directive 2011/65/EU. Components may not be CE marked. Additionally, the part numbers that TE has identified as EU ELV compliant have a maximum concentration of 0.1% by weight in homogenous materials for lead, hexavalent chromium, and mercury, and 0.01% for cadmium, or qualify for an exemption to these limits as defined in the Annexes of Directive 2000/53/EC (ELV). Regarding the REACH Regulation, the information TE provides on SVHC in articles for this part number is based on the latest European Chemicals Agency (ECHA) 'Guidance on requirements for substances in articles' posted at this URL: https://echa.europa.eu/guidance-documents/guidance-on-reach

Compatible Parts



TE Part # 3-1416100-2
ST3P3LC4

Also in the Series | SCHRACK Relay Package SNR



Power Relays(4)

Customers Also Bought



TE Part #183039-1
SIZE 17-14 CPC PLUG ASS'YSTD S

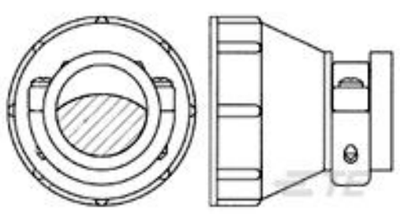

TE Part #182661-1
CPC Cable Clamp Kit, Size 17, Large, UV



TE Part #66261-4
MALE CONTACT ASSY. (L.P.)



TE Part #66740-2
TYPE XII FEMALE CONT (L.P.)



TE Part #5-1437624-2
PKES70B1/4=KNOB FLUTED W/SKIRT

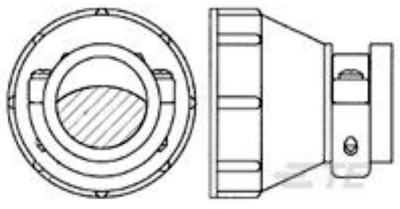

TE Part #182930-1
CPC Cable Clamp Kit, Size 23, Large, UV



TE Part #1SNA113091R0000
PFN1.G

TE Part #1SNA111033R0300
MB10/12.SF



TE Part #2-1416100-7
ST37001



TE Part #1SNA174021R1600
CI 115

Documents

CAD Files

3D PDF

3D

Customer View Model

ENG_CVM_CVM_3-1416100-1_A1.2d_dxf.zip

English

Customer View Model

ENG_CVM_CVM_3-1416100-1_A1.3d_igs.zip

English

Customer View Model

ENG_CVM_CVM_3-1416100-1_A1.3d_stp.zip

English

By downloading the CAD file I accept and agree to the Terms and Conditions of use.

Datasheets & Catalog Pages

RELAY PACKAGE SNR

English

Product Specifications

Definitions General Purpose Relays

English