6-1423008-7 ✔ ACTIVE

TE Internal #: 6-1423008-7

Power Relays, General Purpose Power Relay, Monostable, 1700 mW Coil Power Rating DC, 344 Ω Coil Resistance, UL Coil Insulation Class F

View on TE.com >

Relays & Contactors > Relays > Power Relays > 2 Pole Relays: Power Relays, Standard, Monostable, 1700 mW







Relay Type: **General Purpose Power Relay**

Coil Magnetic System: **Monostable**

Coil Power Rating DC: **1700 mW**

Coil Resistance: **344 Ω**

Coil Special Features: **UL Coil Insulation Class F**

All 2 Pole Relays: Power Relays, Standard, Monostable, 1700 mW (5)

Features

Product Type Features

Relay Type	General Purpose Power Relay

Configuration Features

Coil Special Features	UL Coil Insulation Class F
Contact Arrangement	2 Form A (NO)
Contact Number of Poles	2

Electrical Characteristics

Coil Current	.07 A
Insulation Initial Dielectric Between Contacts & Coil	4000 Vrms
Insulation Initial Dielectric Between Open Contacts	1500 Vrms
Contact Limiting Making Current	50 A
Contact Limiting Continuous Current	50 A
Output Voltage Rating (AC Relays)	0 – 277 Vrms
Insulation Initial Dielectric Between Adjacent Contacts	1500 Vrms

Insulation Initial Resistance	1000 MΩ
Input Voltage	0 – 24 VDC
Contact Limiting Breaking Current	50 A
Coil Power Rating DC	1700 mW
Coil Resistance	344 Ω
Coil Voltage Rating	24 VDC
Contact Current Rating	50 A
Contact Switching Load (Min)	500mA @ 12V
Contact Switching Voltage (Max)	600 VAC
Contact Voltage Rating	277 VAC

Body Features

Enclosure Type	Plastic Dust Cover
Product Weight	86 g

Contact Features

Contact Plating Material	Silver Nickel
Contact Material	Ag Alloy

Termination Features

Relay Connection Type	PCB Termination
Terminal Configuration	Solder Pins

Mechanical Attachment

Product Mount Type	Printed Circuit Board

Dimensions

Insulation Clearance Between Contact & Coil	8 mm[.31 in]
Insulation Creepage Between Contact & Coil	8 mm[.31 in]
Product Width	34.54 mm[1.36 in]
Product Length	52.32 mm[2.05 in]
Product Height	30.73 mm[1.21 in]

Usage Conditions

Environmental Category of Protection	RTI
Environmental Ambient Temperature (Max)	85 °C[185 °F]
Operating Temperature Range	-55 – 85 °C[-67 – 185 °F]

Operation/Application

Actuating System	DC
Output Switching	Random
Shock Resistance	100G's, 11ms
Output Current Type	AC
Coil Magnetic System	Monostable

Packaging Features

Packaging Method	Box & Tray, Bundle

Other

Insulation Initial Dielectric Between Coil & Contact Class	4000 V
Coil Power Rating Class	0 – 1700 mW
Contact Current Class	0 – 3 A, 0 – 50 A

Product Compliance

For compliance documentation, visit the product page on TE.com>

EU RoHS Directive 2011/65/EU	Compliant
EU ELV Directive 2000/53/EC	Compliant
China RoHS 2 Directive MIIT Order No 32, 2016	No Restricted Materials Above Threshold
EU REACH Regulation (EC) No. 1907/2006	Current ECHA Candidate List: JUNE 2024 (241) Candidate List Declared Against: JAN 2024 (240) Does not contain REACH SVHC
Halogen Content	Not Low Halogen - contains Br or Cl > 900 ppm.
Solder Process Capability	Wave solder capable to 265°C

Product Compliance Disclaimer

This information is provided based on reasonable inquiry of our suppliers and represents our current actual knowledge based on the information they provided. This information is subject to change. The part numbers that TE has identified as EU RoHS compliant have a maximum concentration of 0.1% by weight in homogenous materials for lead, hexavalent chromium, mercury, PBB, PBDE, DBP, BBP, DEHP, DIBP, and 0.01% for cadmium, or qualify for an exemption to these limits as defined in the Annexes of Directive 2011/65/EU (RoHS2). Finished electrical and electronic equipment products will be CE marked as required by Directive 2011/65/EU. Components may not be CE marked. Additionally, the part numbers that TE has identified as EU ELV compliant have a maximum concentration of 0.1% by weight in homogenous materials for lead, hexavalent chromium, and mercury, and 0.01% for cadmium, or qualify for an exemption to these limits as defined in the Annexes of Directive 2000/53/EC (ELV). Regarding the REACH Regulation, the information TE provides on SVHC in articles for this part number is based on the latest European Chemicals Agency (ECHA) 'Guidance on requirements for substances in articles' posted at this URL: https://echa.europa.eu/guidance-documents/guidance-on-reach

Compatible Parts



TE Part # CAT-Z30-T92H
2 Pole Relays: Power Relays, Standard, Monostable, 1700 mW

Customers Also Bought



TE Part #4-1415053-1
SR4M4024



TE Part #535609-000
55PC0811-20-9CS2502



TE Part #205556-2
AMPLIMITE,ASY,PLUG,STD,109,1



TE Part #103638-4
05 MTE HDR SRST LATCH .100CL



TE Part #2350514-6
6POS TB HDR 90 DEG, PITCH 3.5 & TL 3.5mm



TE Part #2350514-8
8POS TB HDR 90 DEG, PITCH 3.5 & TL 3.5mm



TE Part #1-2176513-2
CJP 1000W 18R 5% Lead



TE Part #323166
STRATO-THERM, HR 8 1/4 NIPL



TE Part #1-6450860-3
MBXLE VERT RCPT 4P + 8S + 4P



TE Part #6450820-5
MBXL VERT HDR 4P+8S+4P

Documents

CAD Files

3D PDF

3D

Customer View Model
ENG_CVM_CVM_6-1423008-7_A.2d_dxf.zip

English

Customer View Model
ENG_CVM_CVM_6-1423008-7_A.3d_igs.zip

English

Customer View Model

ENG_CVM_CVM_6-1423008-7_A.3d_stp.zip

English

By downloading the CAD file I accept and agree to the Terms and Conditions of use.

Datasheets & Catalog Pages

Datasheet - Ev Charging Relays Contactors

English

POTTER & BRUMFIELD POWER RELAY T92 SERIES

English

T92 Two-Pole, 30 Amp, PC Board or Panel Mount Relay

English

T92H Series Two-pole Power Relay

English

Product Specifications

Definitions General Purpose Relays

English

Agency Approvals

UL

English