T92S7A12-120 ✔ ACTIVE

Potter & Brumfield | Potter & Brumfield T92

TE Internal #: 9-1393211-7

Power Relays, General Purpose Power Relay, Monostable, 4 W Coil, 950 Ω Coil Resistance, UL Coil Insulation Class F, Potter & Brumfield T92

View on TE.com >

Relays & Contactors > Relays > Power Relays > PCB Power Relay: 40 Amp, Monostable



Relay Type: **General Purpose Power Relay**

Coil Magnetic System: **Monostable**

Coil Power Rating: **4 W**

Coil Resistance: **950 Ω**

Coil Special Features: **UL Coil Insulation Class F**

All PCB Power Relay: 40 Amp, Monostable (66)

Features

Product Type Features

Relay Type	General Purpose Power Relay

Configuration Features

Coil Special Features	UL Coil Insulation Class F
Contact Arrangement	2 Form A (NO)
Number of Poles	2

Electrical Characteristics

Coil Current	.033 A
Insulation Initial Dielectric Between Open Contacts	1500 Vrms
Contact Limiting Making Current	40 A
Contact Limiting Continuous Current	40 A
Output Voltage Rating (AC Relays)	0 – 277 Vrms
Insulation Initial Dielectric Between Adjacent Contacts	1500 Vrms

Insulation Initial Dielectric Between Contacts & Coil	4000 Vrms
Insulation Initial Resistance	1000 MΩ
Input Voltage	0 – 120 VAC
Contact Limiting Breaking Current	40 A
Coil Power Rating	4 W
Coil Resistance	950 Ω
Coil Voltage Rating	120 VAC
Contact Current Rating	30 A
Contact Switching Load (Min)	500mA @ 12V
Contact Switching Voltage (Max)	600 VAC
Contact Voltage Rating	277 VAC

Body Features

Enclosure Type	Sealed
Product Weight	86 g[3.034 oz]

Contact Features

Contact Material	AgCdO

Termination Features

Relay Connection Type	PCB Termination
Terminal Configuration	Solder Pins

Mechanical Attachment

Product Mount Type	Printed Circuit Board

Dimensions

Insulation Clearance Between Contact & Coil	8 mm[.315 in]
Insulation Creepage Between Contact & Coil	8 mm[.315 in]
Product Width	34.54 mm[1.36 in]
Product Length	52.32 mm[2.05 in]
Product Height	30.73 mm[1.21 in]

Usage Conditions

Environmental Category of Protection	RTII
Environmental Ambient Temperature (Max)	85 °C[185 °F]
Operating Temperature Range	-55 – 85 °C[-67 – 185 °F]

Operation/Application

Actuating System	AC
Output Switching	Random
Output Current Type	AC
Coil Magnetic System	Monostable

Packaging Features

Packaging Method	Box & Tray, Bundle

Other

Length Class (Mechanical)	50 – 60 mm
Environmental Ambient Temperature Class	70 – 85 °C
Height Class (Mechanical)	30 – 40 mm
Width Class (Mechanical)	30 – 40 mm
Contact Current Class	30 – 50 A

Product Compliance

For compliance documentation, visit the product page on TE.com>

EU RoHS Directive 2011/65/EU	Compliant with Exemptions
EU ELV Directive 2000/53/EC	Compliant
China RoHS 2 Directive MIIT Order No 32, 2016	Restricted Materials Above Threshold
EU REACH Regulation (EC) No. 1907/2006	Current ECHA Candidate List: JUNE 2024 (241) Candidate List Declared Against: JAN 2024 (240) SVHC > Threshold: Cadmium oxide (4.57% in Component Part) **Article Safe Usage Statements:** Use personal protective equipment as required. Do not eat, drink or smoke when using this product. Recycle if possible and dispose of the article by following all applicable governmental regulations relevant to your geographic location.
Halogen Content	Not Low Halogen - contains Br or Cl > 900 ppm.
Solder Process Capability	Wave solder capable to 260°C

Product Compliance Disclaimer

This information is provided based on reasonable inquiry of our suppliers and represents our current actual knowledge based on the information they provided. This information is subject to change. The part numbers that TE has identified as EU RoHS compliant have a maximum concentration of 0.1% by weight in homogenous materials for lead, hexavalent chromium, mercury, PBB, PBDE, DBP, BBP, DEHP, DIBP, and 0.01% for cadmium, or qualify for an exemption to these limits as defined in the Annexes of Directive 2011/65/EU (RoHS2). Finished electrical and electronic equipment products will be CE marked as required by Directive 2011/65/EU. Components may not be CE marked. Additionally, the part numbers that TE has identified as EU ELV compliant have a maximum concentration of 0.1% by weight in homogenous materials for lead, hexavalent chromium, and mercury, and 0.01% for cadmium, or qualify for an exemption to these limits as defined in the Annexes of Directive 2000/53/EC (ELV). Regarding the REACH Regulation, the information TE provides on SVHC in articles for this part number is based on the latest European Chemicals Agency (ECHA) 'Guidance on

requirements for substances in articles' posted at this URL: https://echa.europa.eu/guidance-documents/guidance-on-reach

Compatible Parts



TE Part # CAT-P851-T1B
PCB Power Relay: 40 Amp, Monostable

Also in the Series | Potter & Brumfield T92



Power Relays(69)

Customers Also Bought



TE Part #5-1393211-7
T92P7A22-120



TE Part #440054-3
AMP HPI 2.0 mm Headers

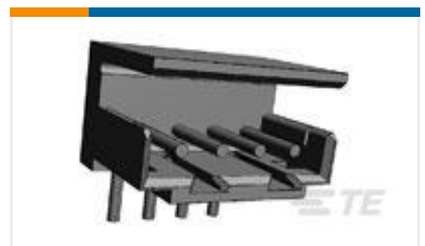

TE Part #292250-3
CT P/HDR BOX H ASSY 3P W/KINK



TE Part #6-1393114-9
KUHP-11A51-120=KU



TE Part #2-1445091-2
MICRO MNL HDR ASSY S/ROW AU LF



TE Part #9-2176401-9
3540 220R 5%



TE Part #2388501-1
CHARGE INLET, COMBO 1, LED, 90 DEGREE

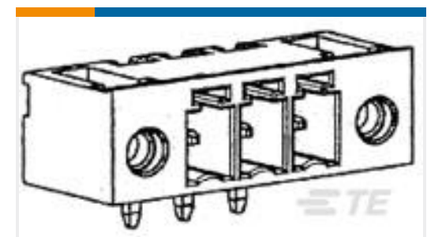

TE Part #284541-6
6 POS TERMI-BLOK 900 SF 3,81 m



TE Part #6-2176526-8
3503G 2B 255R 1% 5K RL

Documents

CAD Files

3D PDF

3D

Customer View Model

ENG_CVM_CVM_9-1393211-7_G.2d_dxf.zip

English

Customer View Model

ENG_CVM_CVM_9-1393211-7_G.3d_igs.zip

English

Customer View Model

ENG_CVM_CVM_9-1393211-7_G.3d_stp.zip

English

By downloading the CAD file I accept and agree to the Terms and Conditions of use.

Datasheets & Catalog Pages

T92 Two-Pole, 30 Amp, PC Board or Panel Mount Relay

English

Product Specifications

Definitions General Purpose Relays

English

Agency Approvals

CQC_CERT_16002142753_C1

English