T9AS5D22-110 ✔ ACTIVE

Potter & Brumfield | Potter & Brumfield T9A

TE Internal #: 3-1419104-2

Power Relays, General Purpose Power Relay, Monostable, 1 W Coil, 12100 Ω Coil Resistance, UL Coil Insulation Class F, Potter & Brumfield T9A

View on TE.com >

Relays & Contactors > Relays > Power Relays > PCB Power Relay: 30 Amp, Monostable DC



Relay Type: **General Purpose Power Relay**

Coil Magnetic System: **Monostable**

Coil Power Rating: **1 W**

Coil Resistance: **12100 Ω**

Coil Special Features: **UL Coil Insulation Class F**

All PCB Power Relay: 30 Amp, Monostable DC (67)

Features

Product Type Features

Relay Type	General Purpose Power Relay

Configuration Features

Coil Special Features	UL Coil Insulation Class F
Contact Arrangement	1 Form C (CO)
Number of Poles	1

Electrical Characteristics

Coil Current	.009 A
Insulation Initial Dielectric Between Open Contacts	1500 Vrms
Contact Limiting Short-Time Current	20 A
Insulation Initial Dielectric Between Adjacent Contacts	1500 Vrms
Insulation Initial Resistance	1000 MΩ
Contact Limiting Making Current	20 A

Contact Limiting Continuous Current	20 A
Output Voltage Rating (AC Relays)	0 – 240 Vrms
Insulation Initial Dielectric Between Contacts & Coil	2500 Vrms
Contact Limiting Breaking Current	20 A
Coil Power Rating	1 W
Coil Resistance	12100 Ω
Coil Voltage Rating	110 VDC
Contact Current Rating	20 A
Contact Switching Load (Min)	1000mA @ 5V
Contact Switching Voltage (Max)	277 VAC
Contact Voltage Rating	277 VAC

Body Features

Enclosure Type	Sealed
Primary Product Color	Black
Product Weight	33 g[1.164 oz]

Contact Features

Contact Plating Material	AgCdO
Contact Material	AgCdO

Termination Features

Relay Connection Type	Terminals
Terminal Configuration	Quick Connect Terminals

Mechanical Attachment

Product Mount Type	Printed Circuit Board

Dimensions

Insulation Clearance Between Contact & Coil	3.18 mm[.125 in]
Insulation Creepage Between Contact & Coil	6.36 mm[.25 in]
Product Width	27.43 mm[1.08 in]
Product Length	32.51 mm[1.28 in]
Product Height	27.94 mm[1.1 in]

Usage Conditions

Environmental Category of Protection	RTIII
Environmental Ambient Temperature (Max)	85 °C[185 °F]

Operating Temperature Range	-55 – 85 °C[-67 – 185 °F]

Operation/Application

Actuating System	DC
Output Switching	Random
Output Current Type	AC
Coil Magnetic System	Monostable

Packaging Features

Packaging Method	Box & Tray, Bundle

Other

Length Class (Mechanical)	30 – 35 mm
Height Class (Mechanical)	25 – 30 mm
Coil Power Rating Class	800 – 1000 mW
Environmental Ambient Temperature Class	70 – 85 °C
Width Class (Mechanical)	25 – 30 mm
Contact Current Class	16 A

Product Compliance

For compliance documentation, visit the product page on TE.com>

EU RoHS Directive 2011/65/EU	Compliant with Exemptions
EU ELV Directive 2000/53/EC	Compliant
China RoHS 2 Directive MIIT Order No 32, 2016	Restricted Materials Above Threshold
EU REACH Regulation (EC) No. 1907/2006	Current ECHA Candidate List: JUNE 2024 (241) Candidate List Declared Against: JUNE 2024 (241) SVHC > Threshold: Cadmium oxide (10% in Component Part) **Article Safe Usage Statements:** Use personal protective equipment as required. Do not eat, drink or smoke when using this product. Recycle if possible and dispose of the article by following all applicable governmental regulations relevant to your geographic location.
Halogen Content	Not Low Halogen - contains Br or Cl > 900 ppm.
Solder Process Capability	Wave solder capable to 260°C

Product Compliance Disclaimer

This information is provided based on reasonable inquiry of our suppliers and represents our current actual knowledge based on the information they provided. This information is subject to change. The part numbers that TE has identified as EU RoHS compliant have a maximum concentration of 0.1% by weight in homogenous materials for lead, hexavalent chromium, mercury, PBB, PBDE, DBP, BBP, DEHP, DIBP, and 0.01% for cadmium, or qualify for an exemption to these

limits as defined in the Annexes of Directive 2011/65/EU (RoHS2). Finished electrical and electronic equipment products will be CE marked as required by Directive 2011/65/EU. Components may not be CE marked. Additionally, the part numbers that TE has identified as EU ELV compliant have a maximum concentration of 0.1% by weight in homogenous materials for lead, hexavalent chromium, and mercury, and 0.01% for cadmium, or qualify for an exemption to these limits as defined in the Annexes of Directive 2000/53/EC (ELV). Regarding the REACH Regulation, the information TE provides on SVHC in articles for this part number is based on the latest European Chemicals Agency (ECHA) 'Guidance on requirements for substances in articles' posted at this URL: https://echa.europa.eu/guidance-documents/guidance-on-reach

Compatible Parts



TE Part # 3-1419104-3
T9AS5D22-12



TE Part # 63306-2
250 FASTON REC 18-14 AWG TPBR



TE Part # 63435-1
250 FASTON REC 14-10 AWG SPBR



TE Part # 2238209-3
250 FASTON,FLAG,REC.,22-12 AWG, PTBR

Also in the Series | Potter & Brumfield T9A



Power Relays(67)

Customers Also Bought



TE Part #DTM06-12SC
DEUTSCH DTM Housings



TE Part #EEC-325X4B
ENCLOSURE, 3.25 X 4, BLK, NO VENT



TE Part #WM-12S
WEDGE LOCK, 12P, PLG, ORG, DTM



TE Part #1-1393210-8
T9AS1D12-24



TE Part #0413-204-2005
SEALING PLUG, SIZE 20, RED



TE Part #350828-1
09P UMNL HDR ASSY PC 94VO



TE Part #350829-1
12P UMNL HDR ASSY PC 94VO



TE Part #DTM1312PC12PDR008
HDR, 24P, BLK, RA EEC, NI/CU, CD



TE Part #1062-20-0122
SOC, SF, SIZE 20, 16-22, NI/NI

Documents

CAD Files

3D PDF

3D

Customer View Model
ENG_CVM_CVM_3-1419104-2_K.2d_dxf.zip

English

Customer View Model
ENG_CVM_CVM_3-1419104-2_K.3d_igs.zip

English

Customer View Model
ENG_CVM_CVM_3-1419104-2_K.3d_stp.zip

English

By downloading the CAD file I accept and agree to the Terms and Conditions of use.

Datasheets & Catalog Pages

T9A Relay Datasheet

English

Product Specifications

Definitions General Purpose Relays

English

Agency Approvals

Agency Approval Document

English