T9GV1L14-9 ✔ ACTIVE

Potter & Brumfield | Potter & Brumfield T9G

TE Internal #: 1558661-2

Power Relays, General Purpose Power Relay, Monostable, 900 mW

Coil Power Rating DC, 90 Ω Coil Resistance, Potter & Brumfield T9G

View on TE.com >

Relays & Contactors > Relays > Power Relays > PCB Power Relay: 30 amp, Monostable DC



Relay Type: **General Purpose Power Relay**

Coil Magnetic System: **Monostable**

Coil Power Rating DC: **900 mW**

Coil Resistance: **90 Ω**

Coil Special Features: **UL Coil Insulation Class F**

All PCB Power Relay: 30 amp, Monostable DC (108)

Features

Product Type Features

Relay Type	General Purpose Power Relay

Configuration Features

Coil Special Features	UL Coil Insulation Class F
Contact Arrangement	1 Form A (NO)
Contact Number of Poles	1

Electrical Characteristics

Insulation Initial Dielectric Between Open Contacts	1500 Vrms
Insulation Initial Dielectric Between Contacts & Coil	4000 Vrms
Coil Power Rating DC	900 mW
Coil Resistance	90 Ω
Coil Voltage Rating	9 VDC
Contact Current Rating	30 A
Contact Switching Load (Min)	100mA @ 12V

Contact Switching Voltage (Max)	480 VAC
Contact Voltage Rating	250 VAC

Body Features

Product Weight	18 g[.635 oz]

Contact Features

Contact Material	AgSnO

Termination Features

Relay Connection Type	PCB Termination
Terminal Configuration	Solder Pins

Mechanical Attachment

Product Mounting Feature Type	Locating Post
Product Mount Type	Printed Circuit Board

Dimensions

Product Width	21.5 mm[.846 in]
Product Length	29 mm[1.14 in]
Product Height	15.7 mm[.618 in]

Usage Conditions

Environmental Category of Protection	RTII
Environmental Ambient Temperature (Max)	105 °C, 85 °C[176 °F][221 °F]
Operating Temperature Range	-40 – 105 °C

Operation/Application

Solder Process	Wave Solder
Actuating System	DC
Coil Magnetic System	Monostable

Packaging Features

Packaging Method	Carton & Tube

Other

Length Class (Mechanical)	25 – 30 mm
Height Class (Mechanical)	15 – 16 mm
Coil Power Rating Class	800 – 1000 mW
Width Class (Mechanical)	20 – 25 mm

Contact Current Class	20 – 30 A

Product Compliance

For compliance documentation, visit the product page on TE.com>

EU RoHS Directive 2011/65/EU	Compliant
EU ELV Directive 2000/53/EC	Compliant
China RoHS 2 Directive MIIT Order No 32, 2016	No Restricted Materials Above Threshold
EU REACH Regulation (EC) No. 1907/2006	Current ECHA Candidate List: JUNE 2024 (241) Candidate List Declared Against: JAN 2024 (240) Does not contain REACH SVHC
Halogen Content	Not Low Halogen - contains Br or Cl > 900 ppm.
Solder Process Capability	Wave solder capable to 260°C

Product Compliance Disclaimer

This information is provided based on reasonable inquiry of our suppliers and represents our current actual knowledge based on the information they provided. This information is subject to change. The part numbers that TE has identified as EU RoHS compliant have a maximum concentration of 0.1% by weight in homogenous materials for lead, hexavalent chromium, mercury, PBB, PBDE, DBP, BBP, DEHP, DIBP, and 0.01% for cadmium, or qualify for an exemption to these limits as defined in the Annexes of Directive 2011/65/EU (RoHS2). Finished electrical and electronic equipment products will be CE marked as required by Directive 2011/65/EU. Components may not be CE marked. Additionally, the part numbers that TE has identified as EU ELV compliant have a maximum concentration of 0.1% by weight in homogenous materials for lead, hexavalent chromium, and mercury, and 0.01% for cadmium, or qualify for an exemption to these limits as defined in the Annexes of Directive 2000/53/EC (ELV). Regarding the REACH Regulation, the information TE provides on SVHC in articles for this part number is based on the latest European Chemicals Agency (ECHA) 'Guidance on requirements for substances in articles' posted at this URL: https://echa.europa.eu/guidance-documents/guidance-on-reach

Compatible Parts



TE Part # 1558666-2
T9GS1L14-9



TE Part # 1-1558666-2
T9GS1L14-9WG



TE Part # 1-1558661-2
T9GV1L14-9WG

Also in the Series | Potter & Brumfield T9G



Power Relays(108)

Customers Also Bought



TE Part #5747847-4
37 MSFL RCPT RA 318 (IN,FM,BL)



TE Part #640903-1
RECEPT,PIDG FASTON 22-18 250



TE Part #640456-3
03P MTA100 HDR ASSY F/L SQ STR



TE Part #826629-6
06P AMPMODU II PIN HDR.



TE Part #42115-4
250 FASTON TAB TPBR



TE Part #34070
PG BUTT SPLC 22-16COMM22-18MIL



TE Part #8-1625867-3
RP 1J 0.166W 45R3 0.1% 25PPM 1K RL



TE Part #3-644611-4
04P MTA156 HDR POL WO PEGS LF

Documents

CAD Files

3D PDF

3D

Customer View Model
ENG_CVM_CVM_1558661-2_B.2d_dxf.zip

English

Customer View Model
ENG_CVM_CVM_1558661-2_B.3d_igs.zip

English

Customer View Model
ENG_CVM_CVM_1558661-2_B.3d_stp.zip

English

By downloading the CAD file I accept and agree to the Terms and Conditions of use.

Datasheets & Catalog Pages

PB 30A PCB Relay T9G Series

English

T9G Data Sheet

English

Product Specifications

Definitions General Purpose Relays

English

Agency Approvals

VDE Certificate

English