# T9GV5L14-22 ✔ ACTIVE

Potter & Brumfield | Potter & Brumfield T9G

TE Internal #: 1558660-6

Power Relays, General Purpose Power Relay, Monostable, 900 mW Coil Power Rating DC, 538 Ω Coil Resistance, Potter & Brumfield T9G

View on TE.com >

Relays & Contactors > Relays > Power Relays > PCB Power Relay: 30 amp, Monostable DC



Relay Type: **General Purpose Power Relay**

Coil Magnetic System: **Monostable**

Coil Power Rating DC: **900 mW**

Coil Resistance: **538 Ω**

Coil Special Features: **UL Coil Insulation Class F**

All PCB Power Relay: 30 amp, Monostable DC (108)

## Features

### Product Type Features

| | |
|---|---|
| Relay Type | General Purpose Power Relay |

### Configuration Features

| | |
|---|---|
| Coil Special Features | UL Coil Insulation Class F |
| Contact Arrangement | 1 Form C (CO) |
| Contact Number of Poles | 1 |

### Electrical Characteristics

| | |
|---|---|
| Insulation Initial Dielectric Between Open Contacts | 1500 Vrms |
| Insulation Initial Dielectric Between Contacts & Coil | 4000 Vrms |
| Coil Power Rating DC | 900 mW |
| Coil Resistance | 538 Ω |
| Coil Voltage Rating | 22 VDC |
| Contact Current Rating | 20 A |

| | |
|---|---|
| Contact Switching Load (Min) | 100mA @ 12V |
| Contact Switching Voltage (Max) | 480 VAC |
| Contact Voltage Rating | 250 VAC |

## Body Features

| | |
|---|---|
| Product Weight | 18 g[.635 oz] |

## Contact Features

| | |
|---|---|
| Contact Material | AgSnO |

## Termination Features

| | |
|---|---|
| Relay Connection Type | PCB Termination |
| Terminal Configuration | Solder Pins |

## Mechanical Attachment

| | |
|---|---|
| Product Mounting Feature Type | Locating Post |
| Product Mount Type | Printed Circuit Board |

## Dimensions

| | |
|---|---|
| Product Width | 21.5 mm[.846 in] |
| Product Length | 29 mm[1.14 in] |
| Product Height | 15.7 mm[.618 in] |

## Usage Conditions

| | |
|---|---|
| Environmental Category of Protection | RTII |
| Environmental Ambient Temperature (Max) | 105 °C, 85 °C[176 °F][221 °F] |
| Operating Temperature Range | -40 – 105 °C |

## Operation/Application

| | |
|---|---|
| Solder Process | Wave Solder |
| Actuating System | DC |
| Coil Magnetic System | Monostable |

## Packaging Features

| | |
|---|---|
| Packaging Method | Carton & Tube |

## Other

| | |
|---|---|
| Length Class (Mechanical) | 25 – 30 mm |
| Height Class (Mechanical) | 15 – 16 mm |
| Coil Power Rating Class | 800 – 1000 mW |

| | |
|---|---|
| Width Class (Mechanical) | 20 – 25 mm |
| Contact Current Class | 10 – 20 A, 20 – 30 A |

## Product Compliance

For compliance documentation, visit the product page on TE.com>

| | |
|---|---|
| EU RoHS Directive 2011/65/EU | Compliant |
| EU ELV Directive 2000/53/EC | Compliant |
| China RoHS 2 Directive MIIT Order No 32, 2016 | No Restricted Materials Above Threshold |
| EU REACH Regulation (EC) No. 1907/2006 | Current ECHA Candidate List: JUNE 2024 (241)<br>Candidate List Declared Against: JAN 2024 (240)<br>Does not contain REACH SVHC |
| Halogen Content | Not Low Halogen - contains Br or Cl > 900 ppm. |
| Solder Process Capability | Wave solder capable to 260°C |

Product Compliance Disclaimer

This information is provided based on reasonable inquiry of our suppliers and represents our current actual knowledge based on the information they provided. This information is subject to change. The part numbers that TE has identified as EU RoHS compliant have a maximum concentration of 0.1% by weight in homogenous materials for lead, hexavalent chromium, mercury, PBB, PBDE, DBP, BBP, DEHP, DIBP, and 0.01% for cadmium, or qualify for an exemption to these limits as defined in the Annexes of Directive 2011/65/EU (RoHS2). Finished electrical and electronic equipment products will be CE marked as required by Directive 2011/65/EU. Components may not be CE marked. Additionally, the part numbers that TE has identified as EU ELV compliant have a maximum concentration of 0.1% by weight in homogenous materials for lead, hexavalent chromium, and mercury, and 0.01% for cadmium, or qualify for an exemption to these limits as defined in the Annexes of Directive 2000/53/EC (ELV). Regarding the REACH Regulation, the information TE provides on SVHC in articles for this part number is based on the latest European Chemicals Agency (ECHA) 'Guidance on requirements for substances in articles' posted at this URL: https://echa.europa.eu/guidance-documents/guidance-on-reach

## Compatible Parts



TE Part # 1558665-6
T9GS5L14-22



TE Part # 1-1558665-6
T9GS5L14-22WG



TE Part # 1-1558660-6
T9GV5L14-22WG

## Also in the Series | Potter & Brumfield T9G



Power Relays(108)

## Customers Also Bought



TE Part #1558672-7
T9GV2L24-24

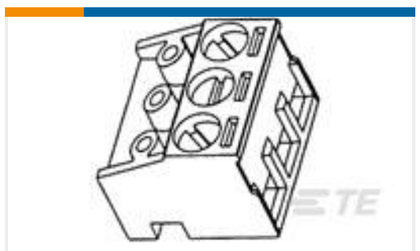

TE Part #1546018-3
3 POS TERMI-BLOK PLUG 90 &180



TE Part #1-641974-1
12P UMNL PIN HDR ASSY BLK



TE Part #1-643464-2
07P MTA156 HDR ASSY W/O#2,4,5



TE Part #2-2071448-6
ORWH-SS-124DMF,000



TE Part #3-282836-4
TERMI-BLOK PCB MOUNT 90 6P Ke



TE Part #3-647071-3
03P MTA156 HDR ASSY W/O#3

TE Part #7-1437565-1
FSM91504F=TACT SWITCH SPECIAL

## Documents

### CAD Files

3D PDF

3D

Customer View Model
ENG_CVM_CVM_1558660-6_B.2d_dxf.zip

English

Customer View Model
ENG_CVM_CVM_1558660-6_B.3d_igs.zip

English

Customer View Model
ENG_CVM_CVM_1558660-6_B.3d_stp.zip

English

By downloading the CAD file I accept and agree to the Terms and Conditions of use.

### Datasheets & Catalog Pages

PB 30A PCB Relay T9G Series

English

### T9G Data Sheet

English

## Product Specifications

### Definitions General Purpose Relays

English

## Agency Approvals

### VDE Certificate

English