1393215-6 ! PENDING OBSOLESCENCE

SCHRACK

TE Internal #: 1393215-6

TE Internal Description: V23057-A0002-A201

View on TE.com >

Relays & Contactors > Relays > Power Relays



Relay Type: **General Purpose Power Relay**

Coil Magnetic System: **Monostable**

Coil Power Rating DC: **436 mW**

Coil Resistance: **330 Ω**

Coil Voltage Rating: **12 VDC**

Features

Product Type Features

Relay Type	General Purpose Power Relay

Configuration Features

Contact Arrangement	1 Form C (CO)
Contact Number of Poles	1

Electrical Characteristics

Coil Power Rating DC	436 mW
Coil Resistance	330 Ω
Coil Voltage Rating	12 VDC
Contact Current Rating	8 A
Contact Switching Voltage (Max)	400 VAC
Contact Voltage Rating	250 VAC

Body Features

Product Weight	14 g[.494 oz]

Contact Features

Contact Material	AgNi

Termination Features

Relay Connection Type	PCB Termination
Terminal Configuration	Solder Pins

Mechanical Attachment

Product Mount Type	Printed Circuit Board

Dimensions

Product Width	25 mm[.984 in]
Product Length	28 mm[1.1 in]
Product Height	10.8 mm[.425 in]

Usage Conditions

Environmental Category of Protection	RTIII
Environmental Ambient Temperature (Max)	70 °C[158 °F]
Operating Temperature Range	-40 – 70 °C[-40 – 158 °F]

Operation/Application

Solder Process	Wave Solder
Actuating System	DC
Coil Magnetic System	Monostable

Packaging Features

Packaging Method	Carton & Tube

Other

Length Class (Mechanical)	25 – 30 mm
Height Class (Mechanical)	10 – 11 mm
Coil Power Rating Class	400 – 500 mW
Width Class (Mechanical)	20 – 25 mm, 25 – 30 mm
Contact Current Class	5 – 10 A

Product Compliance

For compliance documentation, visit the product page on TE.com>

EU RoHS Directive 2011/65/EU	Compliant
EU ELV Directive 2000/53/EC	Compliant
China RoHS 2 Directive MIIT Order No 32, 2016	No Restricted Materials Above Threshold
EU REACH Regulation (EC) No. 1907/2006	

	Current ECHA Candidate List: JUNE 2024 (241) Candidate List Declared Against: JAN 2021 (211) Does not contain REACH SVHC
Halogen Content	Not Low Halogen - contains Br or Cl > 900 ppm.
Solder Process Capability	Wave solder capable to 260°C

Product Compliance Disclaimer

This information is provided based on reasonable inquiry of our suppliers and represents our current actual knowledge based on the information they provided. This information is subject to change. The part numbers that TE has identified as EU RoHS compliant have a maximum concentration of 0.1% by weight in homogenous materials for lead, hexavalent chromium, mercury, PBB, PBDE, DBP, BBP, DEHP, DIBP, and 0.01% for cadmium, or qualify for an exemption to these limits as defined in the Annexes of Directive 2011/65/EU (RoHS2). Finished electrical and electronic equipment products will be CE marked as required by Directive 2011/65/EU. Components may not be CE marked. Additionally, the part numbers that TE has identified as EU ELV compliant have a maximum concentration of 0.1% by weight in homogenous materials for lead, hexavalent chromium, and mercury, and 0.01% for cadmium, or qualify for an exemption to these limits as defined in the Annexes of Directive 2000/53/EC (ELV). Regarding the REACH Regulation, the information TE provides on SVHC in articles for this part number is based on the latest European Chemicals Agency (ECHA) 'Guidance on requirements for substances in articles' posted at this URL: https://echa.europa.eu/guidance-documents/guidance-on-reach

Compatible Parts



TE Part # 6-1393215-9
V23057-B0002-A201

Customers Also Bought



TE Part #182649-1
17-14 CPC PLUG RS



TE Part #175218-2
DYNAMIC REC CONTACT L L/P

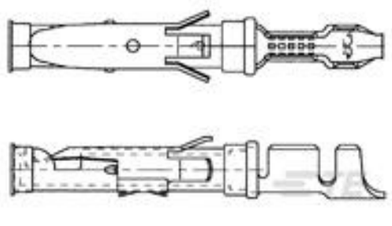

TE Part #1-163088-0
SPEC. PLATED



TE Part #350792-1
04P UMML PIN HDR ASSY 94VO



TE Part #1-1825139-0
A203SYZQ04



TE Part #4-1825136-9
A101SYZQ04



TE Part #925367-8
MOD 4 REC.HSG 2X08P



TE Part #2-1393215-1
V23057-A0006-A101

TE Part #5-1768034-4
LEB-A4P-8A

Documents

CAD Files

3D PDF

3D

Customer View Model
ENG_CVM_CVM_1393215-6_A.2d_dxf.zip

English

Customer View Model
ENG_CVM_CVM_1393215-6_A.3d_igs.zip

English

Customer View Model
ENG_CVM_CVM_1393215-6_A.3d_stp.zip

English

By downloading the CAD file I accept and agree to the Terms and Conditions of use.

Datasheets & Catalog Pages

Power PCB Relay Card E

English

Product Specifications

Definitions General Purpose Relays

English

Agency Approvals

VDE Certificate

English