V23100V4324C000 ✔ ACTIVE

Axicom | Axicom Reed Relay V23100 -V4

TE Internal #: 4-1393763-0

Signal Relays, 24 VDC Contact Voltage, 34mW Coil Power Rating DC, Printed Circuit Board, 24VDC Coil Voltage Rating, Axicom Reed Relay V23100 -V4

View on TE.com >

Relays & Contactors > Relays > Signal Relays



Contact Voltage Rating: **24 VDC**

Coil Power Rating DC: **34 mW**

Isolation (HF Parameter): **-18dB @ 900MHz, -30dB @ 100MHz**

Insertion Loss (HF Parameter): **-.12dB @ 100MHz, -1.9dB @ 900MHz**

Product Mount Type: **Printed Circuit Board**

Features

Configuration Features

Contact Special Features	Reed Contacts
Contact Arrangement	2 Form C (CO)
Contact Number of Poles	1

Electrical Characteristics

Insulation Initial Dielectric Between Open Contacts	200 Vrms
Contact Limiting Making Current	.4 A
Contact Limiting Short-Time Current	.4 A
Contact Limiting Continuous Current	1.2 A
Insulation Initial Dielectric Between Contacts & Coil	1500 Vrms
Insulation Initial Resistance	1000 MΩ
Input Voltage	28 VAC
Contact Limiting Breaking Current	.4 A
Contact Switching Load (Min)	10mA @ .01V
Coil Resistance	2000 Ω

Contact Voltage Rating	24 VDC
Coil Power Rating DC	34 mW
Coil Voltage Rating	24 VDC
Contact Current Rating	2 A
Contact Switching Voltage (Max)	175 VDC

Signal Characteristics

Isolation (HF Parameter)	-18dB @ 900MHz, -30dB @ 100MHz
Insertion Loss (HF Parameter)	-.12dB @ 100MHz, -1.9dB @ 900MHz

Body Features

Product Weight	1.8 g[.0635 oz]

Contact Features

Contact Plating Material	Ruthenium
Contact Material	Gold F

Termination Features

Relay Connection Type	PCB Termination
Terminal Configuration	PCB Pins

Mechanical Attachment

Product Mount Type	Printed Circuit Board

Dimensions

Product Width	7 mm[.275 in]
Product Length	19.3 mm[.759 in]
Product Height	7.5 mm[.295 in]

Usage Conditions

Environmental Category of Protection	RTIII
Environmental Ambient Temperature (Max)	85 °C[85 °F]
Operating Temperature Range	-40 – 85 °C

Operation/Application

Actuating System	DC
Solder Process	Wave Solder
Performance Type	Standard
Coil Magnetic System	Monostable

Packaging Features

Packaging Method	Box & Tube, Tube

Other

Length Class (Mechanical)	16 – 20 mm
Environmental Ambient Temperature Class	70 – 85 °C
Height Class (Mechanical)	7 – 8 mm
Coil Power Rating Class	200 – 300 mW
Width Class (Mechanical)	6 – 8 mm
Contact Current Class	0 – 2 A

Product Compliance

For compliance documentation, visit the product page on TE.com>

EU RoHS Directive 2011/65/EU	Compliant
EU ELV Directive 2000/53/EC	Compliant
China RoHS 2 Directive MIIT Order No 32, 2016	No Restricted Materials Above Threshold
EU REACH Regulation (EC) No. 1907/2006	Current ECHA Candidate List: JUNE 2024 (241) Candidate List Declared Against: JUNE 2023 (235) Does not contain REACH SVHC
Halogen Content	Low Halogen - Br, Cl, F, I < 900 ppm per homogenous material. Also BFR/CFR/PVC Free
Solder Process Capability	Wave solder capable to 265°C

Product Compliance Disclaimer

This information is provided based on reasonable inquiry of our suppliers and represents our current actual knowledge based on the information they provided. This information is subject to change. The part numbers that TE has identified as EU RoHS compliant have a maximum concentration of 0.1% by weight in homogenous materials for lead, hexavalent chromium, mercury, PBB, PBDE, DBP, BBP, DEHP, DIBP, and 0.01% for cadmium, or qualify for an exemption to these limits as defined in the Annexes of Directive 2011/65/EU (RoHS2). Finished electrical and electronic equipment products will be CE marked as required by Directive 2011/65/EU. Components may not be CE marked. Additionally, the part numbers that TE has identified as EU ELV compliant have a maximum concentration of 0.1% by weight in homogenous materials for lead, hexavalent chromium, and mercury, and 0.01% for cadmium, or qualify for an exemption to these limits as defined in the Annexes of Directive 2000/53/EC (ELV). Regarding the REACH Regulation, the information TE provides on SVHC in articles for this part number is based on the latest European Chemicals Agency (ECHA) 'Guidance on requirements for substances in articles' posted at this URL: https://echa.europa.eu/guidance-documents/guidance-on-reach

Compatible Parts



TE Part # 4-1393763-2
V23100V4324C010



TE Part # 4-1393763-3
V23100V4324C011

Also in the Series | Axicom Reed Relay V23100 -V4



Power Relays(3)



Signal Relays(24)

Customers Also Bought



TE Part #1-215079-4
MICRO-MATCH FOB.14P



TE Part #338095-8
MICRO-MATCH COSI HSG.



TE Part #5-5179180-2
0.8FH,R09H.5,060,08/Sn,TR,SC



TE Part #1622820-6
SMD Power Resistor: 1 Watt, 3520 Series



TE Part #1-826632-0
10P AMPMODU II PIN HDR.



TE Part #2-1625892-1
3W SM M/OX 5% 1K0

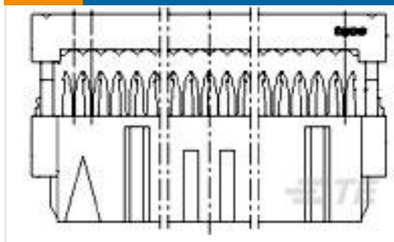

TE Part #1-215911-0
10 WAY GREY MK II RECP

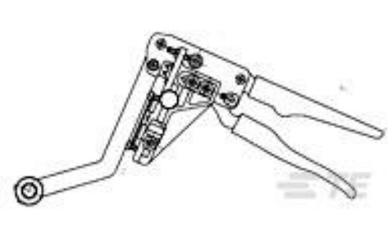

TE Part #734870-2
CRIMP HT, MICRO-MATCH COSI, AW

Documents

CAD Files

3D PDF

3D

Customer View Model

ENG_CVM_CVM_4-1393763-0_B.2d_dxf.zip

English

Customer View Model

ENG_CVM_CVM_4-1393763-0_B.3d_igs.zip

English

Customer View Model

ENG_CVM_CVM_4-1393763-0_B.3d_stp.zip

English

By downloading the CAD file I accept and agree to the **Terms and Conditions** of use.

Datasheets & Catalog Pages

Reed Relay V23100-V4

English

Product Specifications

Product Specification

English