THIS DRAWING IS UNPUBLISHED. RELEASED FOR PUBLICATION
© COPYRIGHT BY TYCO ELECTRONICS CORPORATION. ALL RIGHTS RESERVED.

LOC	DIST
DS	–

REVISIONS

P	LTR	DESCRIPTION	DATE	DWN	APVD
	A1	REVISED (ECR-09-018695)	25.SEP.'09	KT	HG
	A2	REVISED (ECR-10-023563)	21.JUN.'11	KT	HG

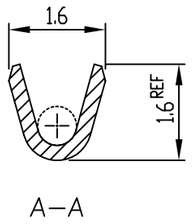

A–A

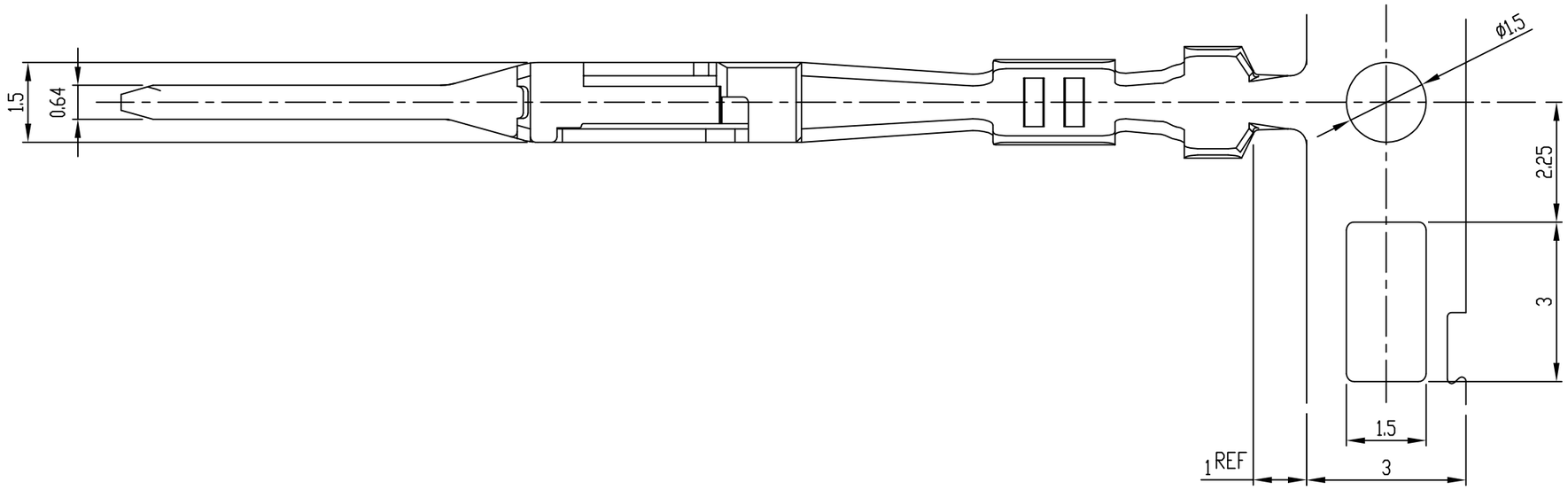

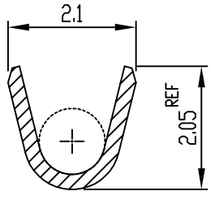

B–B

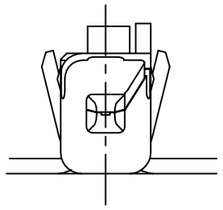

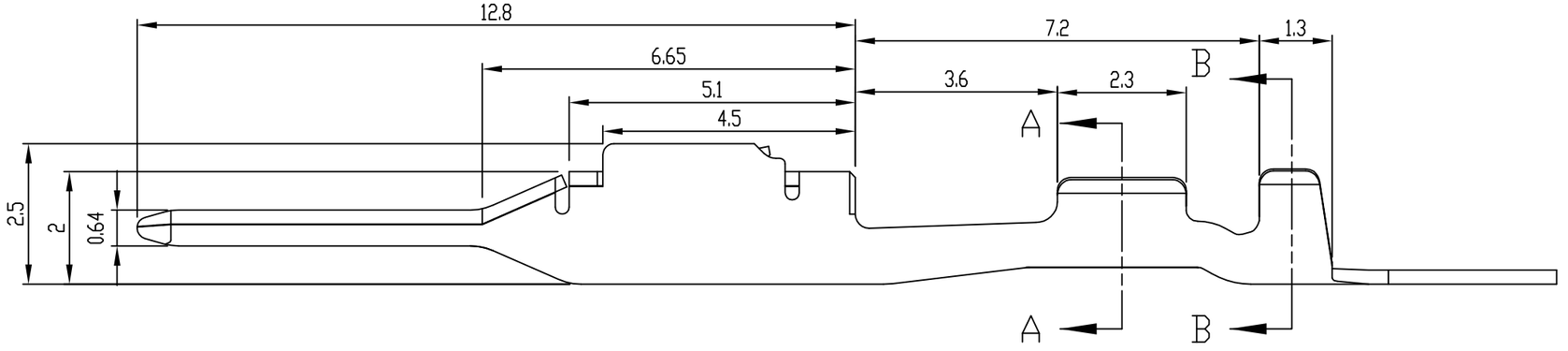

NOTE

1. GENERAL TOLERANCE: ±0.3, ±3°
2. APPLICABLE WIRE RANGE;

Conductor		Insulation Diameter	
Nominal Size	Calculated Cross -Section Area (mm²)	Minimum (mm)	Maximum (mm)
0.13	0.14	0.9	0.95
0.22	0.24	1.0	1.05

3. APPLICATOR FEED: 7.5mm

A2 SELECTIVE GOLD	COPPER ALLOY	2005098-2
PRE-TIN	COPPER ALLOY	2005098-1
FINISH	MATERIAL	PART NUMBER

THIS DRAWING IS A CONTROLLED DOCUMENT FOR TYCO ELECTRONICS CORPORATION IT IS SUBJECT TO CHANGE AND THE CONTROLLING ENGINEERING ORGANIZATION SHOULD BE CONTACTED FOR THE LATEST REVISION.

DIMENSIONS: MM

TOLERANCES UNLESS OTHERWISE SPECIFIED:

MATERIAL: SEE TABLE

FINISH: SEE TABLE

DWN: KT JUNG
CHK: KT LIM
APVD: HG CHO
PRODUCT SPEC:
APPLICATION SPEC: 114-61031
WEIGHT:

TE Connectivity

NAME: 025 TH TAB CONTACT (SS)

SIZE	CAGE CODE	DRAWING NO	RESTRICTED TO
A3	00779	C-2005098	–

CUSTOMER DRAWING | SCALE 10/1 | SHEET 1 OF 1 | REV A2