## FASTON Receptacles

### Product Facts

- **Full line of premier, budget, LIF, moldable and hermetic uninsulated receptacles**
- **Straight, right-angle and receptacle and tab combinations available**
- **Receptacles available in .312, .250, .205, .187, .125 and .110 sizes**
- **Available in 8-30 AWG wire ranges**
- **Receptacles mate with .032 and .020 thick tabs**
- **Available with or without secondary wire support**
- **Base materials brass, phosphor bronze and steel available**
- **Tin, silver and nickel plated products available**
- **Products designed and manufactured to meet UL 310 specifications**
- **Products designed and manufactured to meet CSA C22.2 specifications**



TE offers a full line of uninsulated quick connects. We offer products for a wide variety of applications in almost every market and industry we serve. It is important to choose the correct terminal for each application. The following is a list of application specific characteristics that must be considered when determining the best terminal for each individual application.

**Mating Tab**
Size (312, 250, 205, 187, 110, etc.)

**Wire Type**
Magnet or stranded

**Wire Orientation**
Straight or flag

**Temperature/Environment**
Base metal plating requirements

**Insulator required**
Pre-insulated housing required

**Agency Approvals**
(UL/CSA)

**Application**
Continuous strip or loose piece

**Special Applications**
Moldable
Hermetic
Printed circuit board
Piggyback (straight/flag)
Reversible flags
Center strip
Positive locking



Catalog 82004
Revised 3-11

www.te.com

Dimensions are shown for reference purposes only. Specifications subject to change.

Dimensions are in inches and millimeters unless otherwise specified.
USA: +1 (800) 522-6752

Canada: +1 (905) 475-6222
Mexico/C. Am.: +52 (0) 55-1106-0800
Latin/S. Am.: +54 (0) 11-4733-2200
Germany: +49 (0) 6251-133-1999

UK: +44 (0) 800-267666
France: +33 (0) 1-3420-8686
Netherlands: +31 (0) 73-6246-999
China: +86 (0) 400-820-6015

## 312 Series Receptacles

### Straight Receptacles, Insulation Support

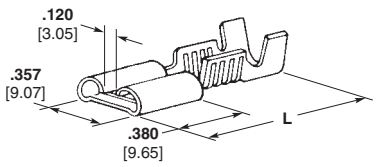


A — Premier Line

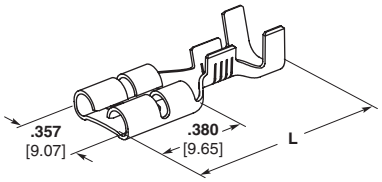


B — Low Insertion Force

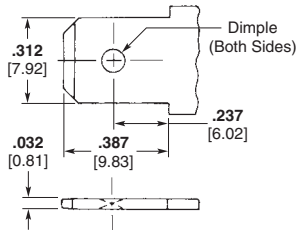


Mating 312 Series Tab Dimensions
Dimple (Both Sides)

| Wire Range AWG | Style | Tab Fit | Insulation Diameter | Material and Finish | Stock Thickness | L (Overall Length) | UL | CSA | TÜV | Terminal Part Number |
|---|---|---|---|---|---|---|---|---|---|---|
| 18-14 | A | **.032** 0.81 | **.090-.130** 2.29-3.30 | Brass | **.016** 0.41 | **.900** 22.86 | — | X | X | 62092-1 |
| 16-12 | A | **.032** 0.81 | **.110-.210** 2.79-5.33 or (2) **.110** 2.79 | Brass, Tin Plated | **.016** 0.41 | **.900** 22.86 | — | X | X | 61399-1 |
| | B | **.032** 0.81 | **.110-.210** 2.79-5.33 or (2) **.110** 2.79 | Brass, Tin Plated | **.016** 0.41 | **.900** 22.86 | — | X | X | 63677-1 |
| | | | | Brass | **.016** 0.41 | **.900** 22.86 | — | X | X | 63677-2 |
| 14-10 | A | **.032** 0.81 | **.150-.200** 3.81-5.08 | Brass, Silver Plated | **.018** 0.46 | **.900** 22.86 | — | X | X | 63820-1 |

## 250 Series Receptacles

### Straight Receptacles, Insulation Support

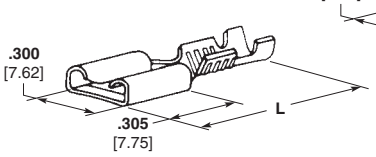


A — Premier Line

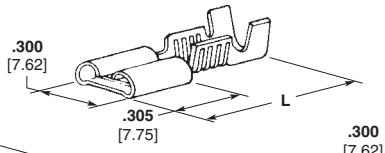


B — Budget Line

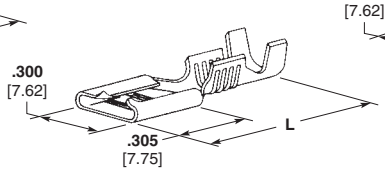


C — Economy Line

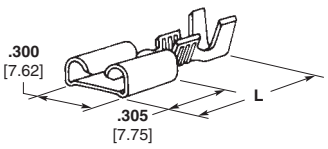


D — Moldable Line

| Wire Range AWG | Style | Tab Fit | Insulation Diameter | Material and Finish | Stock Thickness | L (Overall Length) | UL | CSA | TÜV | Terminal Part Number |
|---|---|---|---|---|---|---|---|---|---|---|
| 26-22 | C | **.032** 0.81 | **.040-.060** 1.02-1.52 | Brass | **.016** 0.41 | **.755** 19.18 | X[1] | — | X[1] | 61202-1 |
| 24-20 | A | **.032** 0.81 | **.030-.070** 0.76-1.78 | Brass, Tin Plated | **.016** 0.41 | **.755** 19.18 | X[2] | — | X[2] | 61368-1 |
| 22-18 | A | **.032** 0.81 | **.060-.100** 1.52-2.54 | Brass | **.016** 0.41 | **.755** 19.18 | X | — | X | 42640-1 |
| | | **.032** 0.81 | **.060-.100** 1.52-2.54 | Brass, Tin Plated | **.016** 0.41 | **.755** 19.18 | X | — | X | 42640-2 |
| | | **.032** 0.81 | **.090-.130** 2.29-3.30 | Brass | **.016** 0.41 | **.755** 19.18 | X | — | X | 41771 |
| | | **.032** 0.81 | **.090-.130** 2.29-3.30 | Brass, Tin Plated | **.016** 0.41 | **.755** 19.18 | X | — | X | 41772 |
| | B | **.032** 0.81 | **.090-.130** 2.29-3.30 | Brass | **.016** 0.41 | **.755** 19.18 | X | — | X | 42510-1 |
| | | **.032** 0.81 | **.090-.130** 2.29-3.30 | Brass, Tin Plated | **.016** 0.41 | **.755** 19.18 | X | — | X | 42510-2 |
| | C | **.032** 0.81 | **.090-.130** 2.29-3.30 | Brass | **.016** 0.41 | **.755** 19.18 | X | — | X | 42743-1 |
| | | **.032** 0.81 | **.090-.130** 2.29-3.30 | Brass, Tin Plated | **.016** 0.41 | **.755** 19.18 | X | — | X | 42743-2 |
| | D | **.032** 0.81 | **.090-.130** 2.29-3.30 | Brass | **.016** 0.41 | **.755** 19.18 | — | — | — | 63127-1 |

[1] UL listed and CSA certified for 22 AWG.
[2] UL listed and CSA certified for 22-20 AWG.
[3] Mates with a .020 [0.51] thick tab.
[4] 9,600 CMA max.
[5] UL/CSA - 10 AWG only.
[6] Stress relieved.
[7] Recommended for external use only.
[8] Recommended for internal or external use.

**Note:** All part numbers are RoHS compliant.



Catalog 82004
Revised 3-11

www.te.com

Dimensions are shown for reference purposes only. Specifications subject to change.

Dimensions are in inches and millimeters unless otherwise specified.
USA: +1 (800) 522-6752

Canada: +1 (905) 475-6222
Mexico/C. Am.: +52 (0) 55-1106-0800
Latin/S. Am.: +54 (0) 11-4733-2200
Germany: +49 (0) 6251-133-1999

UK: +44 (0) 800-267666
France: +33 (0) 1-3420-8686
Netherlands: +31 (0) 73-6246-999
China: +86 (0) 400-820-6015

## 250 Series Receptacles (Continued)

### Straight Receptacles, Insulation Support
(Continued)

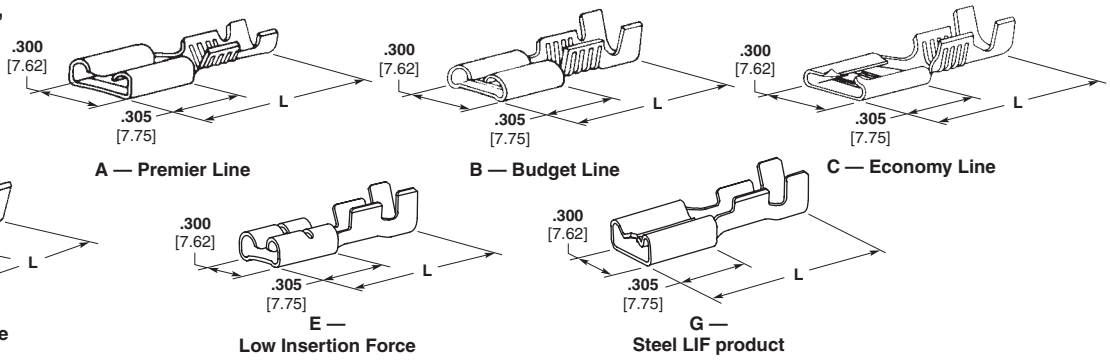


A — Premier Line

B — Budget Line

C — Economy Line

D — Moldable Line

E — Low Insertion Force

G — Steel LIF product

| Wire Range AWG | Style | Tab Fit | Insulation Diameter | Material and Finish | Stock Thickness | L (Overall Length) | UL | cUL | CSA | Terminal Part Number |
|---|---|---|---|---|---|---|---|---|---|---|
| 22-18 | E | **.032**<br>0.81 | **.090-.130**<br>2.29-3.30 | Brass | **.016**<br>0.41 | **.755**<br>19.18 | X | — | X | 63693-1[6] |
| | | **.032**<br>0.81 | **.090-.130**<br>2.29-3.30 | Brass | **.016**<br>0.41 | **.755**<br>19.18 | X | — | X | 63609-1 |
| | | **.032**<br>0.81 | **.090-.130**<br>2.29-3.30 | Brass,<br>Tin Plated | **.016**<br>0.41 | **.755**<br>19.18 | X | — | X | 63609-2 |
| 18-14 | A | **.020**<br>0.51 | **.120-.170**<br>3.05-4.32 | Brass,<br>Tin Plated | **.018**<br>0.46 | **.755**<br>19.18 | X | — | X | 63655-1[3] |
| | | **.032**<br>0.81 | **.060-.110**<br>1.52-2.79 | Brass,<br>Tin Plated | **.018**<br>0.46 | **.755**<br>19.18 | X | — | X | 61375-1 |
| | | **.032**<br>0.81 | **.060-.110**<br>1.52-2.79 | Steel,<br>Nickel Plated | **.016**<br>0.41 | **.755**<br>19.18 | — | — | — | 63688-1 |
| | | **.032**<br>0.81 | **.120-.170**<br>3.05-4.32 | Steel,<br>Nickel Plated | **.016**<br>0.41 | **.755**<br>19.18 | — | X | X | 42219-1 |
| | | **.032**<br>0.81 | **.120-.170**<br>3.05-4.32 | Brass | **.018**<br>0.46 | **.755**<br>19.18 | X | — | X | 41202 |
| | | **.032**<br>0.81 | **.120-.170**<br>3.05-4.32 | Brass,<br>Tin Plated | **.018**<br>0.46 | **.755**<br>19.18 | X | — | X | 41274 |
| | B | **.032**<br>0.81 | **.120-.170**<br>3.05-4.32 | Brass | **.016**<br>0.41 | **.750**<br>19.05 | X | — | X | 42400-1 |
| | | **.032**<br>0.81 | **.120-.170**<br>3.05-4.32 | Brass,<br>Tin Plated | **.016**<br>0.41 | **.750**<br>19.05 | X | — | X | 42400-2 |
| | | **.032**<br>0.81 | **.120-.170**<br>3.05-4.32 | Brass,<br>Silver Plated | **.016**<br>0.41 | **.755**<br>19.18 | X | — | X | 61107-1[6] |
| | C | **.032**<br>0.81 | **.120-.170**<br>3.05-4.32 | Brass | **.016**<br>0.41 | **.755**<br>19.18 | X | — | X | 42660-1 |
| | | **.032**<br>0.81 | **.120-.170**<br>3.05-4.32 | Brass,<br>Tin Plated | **.016**<br>0.41 | **.755**<br>19.18 | X | — | X | 42660-2 |
| | | **.032**<br>0.81 | **.150-.210**<br>3.81-5.33 | Brass | **.016**<br>0.41 | **.780**<br>19.81 | X | — | X | 42692-1 |
| | | **.032**<br>0.81 | **.150-.210**<br>3.81-5.33 | Brass,<br>Tin Plated | **.016**<br>0.41 | **.780**<br>19.81 | X | — | X | 42692-2 |
| | D | **.032**<br>0.81 | **.120-.170**<br>3.05-4.32 | Brass | **.016**<br>0.41 | **.750**<br>19.05 | X | — | X | 60650-1 |
| | | **.032**<br>0.81 | **.120-.170**<br>3.05-4.32 | Brass,<br>Tin Plated | **.016**<br>0.41 | **.750**<br>19.05 | X | — | X | 60650-2 |
| | E | **.020**<br>0.51 | **.120-.170**<br>3.05-4.32 | Brass,<br>Tin Plated | **.018**<br>0.46 | **.775**<br>19.69 | X | — | X | 63993-1[3,6] |
| | | **.032**<br>0.81 | **.120-.170**<br>3.05-4.32 | Brass | **.018**<br>0.46 | **.755**<br>19.18 | X | — | X | 63537-1[6] |
| | | **.032**<br>0.81 | **.120-.170**<br>3.05-4.32 | Brass,<br>Tin Plated | **.018**<br>0.46 | **.755**<br>19.18 | X | — | X | 63537-2[6] |
| | | **.032**<br>0.81 | **.120-.170**<br>3.05-4.32 | Steel,<br>Nickel Plated | **.016**<br>0.41 | **.755**<br>19.18 | — | X | X | 63674-1[6] |
| | | **.032**<br>0.81 | **.120-.170**<br>3.05-4.32 | Brass | **.016**<br>0.41 | **.755**<br>19.18 | X | — | X | 63306-1 |
| | | **.032**<br>0.81 | **.120-.170**<br>3.05-4.32 | Brass,<br>Tin Plated | **.016**<br>0.41 | **.755**<br>19.18 | X | — | X | 63306-2 |
| | G | **.032**<br>0.81 | **.120-.170**<br>3.05-4.32 | Steel,<br>Nickel Plated | **.016**<br>0.41 | **.755**<br>19.18 | — | X | — | 1742198-1 |

[1] UL listed and CSA certified for 22 AWG.
[2] UL listed and CSA certified for 22-20 AWG.
[3] Mates with a .020 [0.51] thick tab.
[4] 9,600 CMA max.
[5] UL/CSA - 10 AWG only.
[6] Stress relieved.
[7] Recommended for external use only.
[8] Recommended for internal or external use.

**Note:** All part numbers are RoHS compliant.



Catalog 82004
Revised 3-11

www.te.com

Dimensions are shown for reference purposes only. Specifications subject to change.

Dimensions are in inches and millimeters unless otherwise specified.
USA: +1 (800) 522-6752

Canada: +1 (905) 475-6222
Mexico/C. Am.: +52 (0) 55-1106-0800
Latin/S. Am.: +54 (0) 11-4733-2200
Germany: +49 (0) 6251-133-1999

UK: +44 (0) 800-267666
France: +33 (0) 1-3420-8686
Netherlands: +31 (0) 73-6246-999
China: +86 (0) 400-820-6015

## 250 Series Receptacles (Continued)

### Straight Receptacles, Insulation Support (Continued)

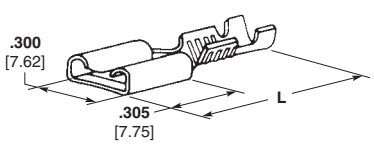


A — Premier Line

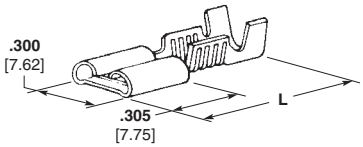


B — Budget Line

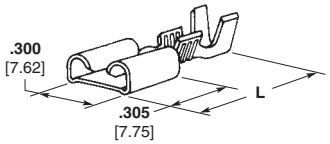


D — Moldable Line

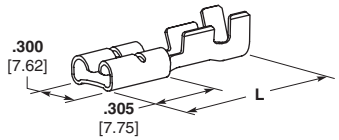


E — Low Insertion Force

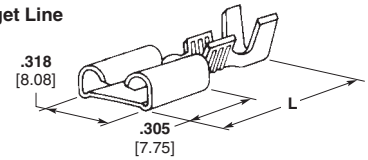


F — Premier Line for Hermetic Tabs

| Wire Range AWG | Style | Tab Fit | Insulation Diameter | Material and Finish | Stock Thickness | L (Overall Length) | UL | CSA | SA | Terminal Part Number |
|---|---|---|---|---|---|---|---|---|---|---|
| 18-14 | F | **.032** 0.81 | **.120-.170** 3.05-4.32 | Brass | **.018** 0.46 | **.750** 19.05 | X | — | X | 62500-1[7] |
| | | **.032** 0.81 | **.120-.170** 3.05-4.32 | Brass, Tin Plated | **.018** 0.46 | **.750** 19.05 | X | — | X | 62500-2[7] |
| | | **.032** 0.81 | **.120-.170** 3.05-4.32 | Phos Brz, Tin Plated | **.018** 0.46 | **.750** 19.05 | X | — | X | 41774[8] |
| 16-12 (2) 16 | B | **.032** 0.81 | **.160-.210** 4.06-5.33 (2) **.130** 3.30 | Brass | **.016** 0.41 | **.750** 19.05 | X | — | X | 63896-1 |
| 16-12 | A | **.032** 0.81 | **.210-.265** 5.33-6.73 | Steel, Nickel Plated | **.018** 0.46 | **.830** 21.08 | — | X | X | 42579-1 |
| 16-12 (2) 18 | A | **.032** 0.81 | **.210-.265** 5.33-6.73 (2) **.120** 3.05 Max. | Brass | **.018** 0.46 | **.820** 20.93 | X | — | X | 41727 |
| | | | | Brass, Tin Plated | **.018** 0.46 | **.820** 20.93 | X | — | X | 41728 |
| | E | **.032** 0.81 | **.210-.265** 5.33-6.73 (2) **.120** 3.05 Max. | Brass | **.018** 0.46 | **.755** 19.18 | X | — | X | 63757-1 |
| | | | | Steel, Nickel Plated | **.018** 0.46 | **.755** 19.18 | — | X | X | 63757-2 |
| 14-10 | A | **.032** 0.81 | **.150-.200** 3.81-5.08 | Brass | **.018** 0.46 | **.770** 19.56 | X | — | X | 41449[4] |
| | | **.032** 0.81 | **.150-.200** 3.81-5.08 | Brass, Tin Plated | **.018** 0.46 | **.770** 19.56 | X | — | X | 41450[4] |
| | B | **.032** 0.81 | **.150-.200** 3.81-5.08 | Brass, Silver Plated | **.018** 0.46 | **.750** 19.05 | X | — | X | 61095-1[4] |
| | E | **.032** 0.81 | **.150-.200** 3.81-5.08 | Brass, Silver Plated | **.018** 0.46 | **.755** 19.18 | X | — | X | 63435-1[4,6] |
| | | **.032** 0.81 | **.150-.200** 3.81-5.08 | Brass | **.018** 0.46 | **.775** 19.69 | X | — | X | 63365-1[4] |
| | | **.032** 0.81 | **.150-.200** 3.81-5.08 | Brass, Tin Plated | **.018** 0.46 | **.775** 19.69 | X | — | X | 63365-2[4] |
| | F | **.032** 0.81 | **.150-.200** 3.81-5.08 | Brass, Tin Plated | **.018** 0.46 | **.770** 19.56 | X | — | X | 42437-2[4,7] |
| | | **.032** 0.81 | **.150-.200** 3.81-5.08 | Phos Brz, Tin Plated | **.018** 0.46 | **.770** 19.56 | X | — | X | 42437-5[4,8] |
| 14-10 (2) 14 | A | **.032** 0.81 | **.225-.275** 5.72-6.99 (2) **.140** 3.56 | Brass, Tin Plated | **.018** 0.46 | **.775** 19.69 | X | — | X | 60635-1[4] |
| | | | | Brass, Silver Plated | **.018** 0.46 | **.775** 19.69 | X | — | X | 60635-2[4] |
| | | | | Brass | **.018** 0.46 | **.775** 19.69 | X | — | X | 60635-3[4] |
| | D | **.032** 0.81 | **.225-.275** 5.72-6.99 (2) **.140** 3.56 | Brass, Tin Plated | **.018** 0.46 | **.750** 19.05 | — | — | — | 63419-1[4,6] |
| | E | **.032** 0.81 | **.225-.275** 5.72-6.99 (2) **.140** 3.56 | Brass, Tin Plated | **.018** 0.46 | **.755** 19.18 | X | — | X | 63539-1[4,6] |
| | | | | Brass | **.018** 0.46 | **.755** 19.18 | X | — | X | 63539-2[4,6] |

[1] UL listed and CSA certified for 22 AWG.
[2] UL listed and CSA certified for 22-20 AWG.
[3] Mates with a .020 [0.51] thick tab.
[4] 9,600 CMA max.
[5] UL/CSA - 10 AWG only.
[6] Stress relieved.
[7] Recommended for external use only.
[8] Recommended for internal or external use.

**Note:** All part numbers are RoHS compliant.





Catalog 82004
Revised 3-11

www.te.com

Dimensions are shown for reference purposes only. Specifications subject to change.

Dimensions are in inches and millimeters unless otherwise specified.
USA: +1 (800) 522-6752

Canada: +1 (905) 475-6222
Mexico/C. Am.: +52 (0) 55-1106-0800
Latin/S. Am.: +54 (0) 11-4733-2200
Germany: +49 (0) 6251-133-1999

UK: +44 (0) 800-267666
France: +33 (0) 1-3420-8686
Netherlands: +31 (0) 73-6246-999
China: +86 (0) 400-820-6015

## 250 Series Receptacles (Continued)

### Straight Receptacles, Insulation Support (Continued)

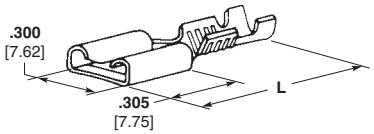


**A — Premier Line**

| Wire Range AWG | Style | Tab Fit | Insulation Diameter | Material and Finish | Stock Thickness | L (Overall Length) | UL | CSA | SA | Terminal Part Number |
|---|---|---|---|---|---|---|---|---|---|---|
| 12-10 | A | **.032** 0.81 | **.150-.200** 3.81-5.08 | Brass, Tin Plated | **.018** 0.46 | **.775** 19.69 | X | — | X | 62428-2 |
| | | **.032** 0.81 | **.150-.200** 3.81-5.08 | Phos Brz, Tin Plated | **.018** 0.46 | **.775** 19.69 | X | — | X | 62428-3 |
| 10-8 | A | **.032** 0.81 | **.230-.280** 5.84-7.11 or (2) **.160** 4.06 | Brass, Tin Plated | **.018** 0.46 | **.775** 19.69 | X | — | X | 62998-2[5] |

[1] UL listed and CSA certified for 22 AWG.
[2] UL listed and CSA certified for 22-20 AWG.
[3] Mates with a .020 [0.51] thick tab.
[4] 9,600 CMA max.
[5] UL/CSA - 10 AWG only.
[6] Stress relieved.
[7] Recommended for external use only.
[8] Recommended for internal or external use.

### Receptacle and Tab Combinations

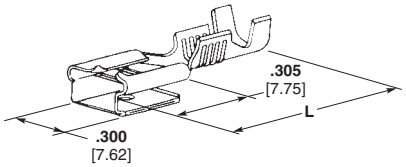


**A — Economy Line**

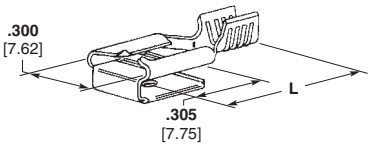


**B — Economy Line Non-Insulation Support**

| Wire Range AWG | Style | Tab Fit | Insulation Diameter | Material and Finish | Stock Thickness | L (Overall Length) | UL | CSA | SA | Terminal Part Number |
|---|---|---|---|---|---|---|---|---|---|---|
| 22-18 | A | **.032** 0.81 | **.060-.100** 1.52-2.79 | Brass | **.015** 0.38 | **.770** 19.56 | X | — | X | 61988-1 |
| | | **.032** 0.81 | **.060-.100** 1.52-2.79 | Brass, Tin Plated | **.015** 0.38 | **.770** 19.56 | X | — | X | 61988-2 |
| | | **.032** 0.81 | **.060-.100** 1.52-2.79 | Brass, Tin Plated | **.015** 0.38 | **.770** 19.56 | X | — | X | 61988-3[2] |
| 18-14 | A | **.032** 0.81 | **.120-.170** 3.05-4.32 | Brass | **.015** 0.38 | **.770** 19.56 | X | — | X | 61944-1 |
| | | **.032** 0.81 | **.120-.170** 3.05-4.32 | Brass, Tin Plated | **.015** 0.38 | **.770** 19.56 | X | — | X | 61944-2 |
| | | **.032** 0.81 | **.120-.170** 3.05-4.32 | Brass | **.032-.016** 0.81-0.41 | **.770** 19.56 | X | — | X | 62109-1[1] |
| | | **.032** 0.81 | **.120-.170** 3.05-4.32 | Brass, Tin Plated | **.032-.016** 0.81-0.41 | **.770** 19.56 | X | — | X | 62109-2[1] |
| | | **.032** 0.81 | **.120-.170** 3.05-4.32 | Brass | **.015** 0.38 | **.770** 19.56 | X | — | X | 62223-1[2] |
| | | **.032** 0.81 | **.120-.170** 3.05-4.32 | Brass, Tin Plated | **.015** 0.38 | **.770** 19.56 | X | — | X | 62223-2[2] |
| | B | **.032** 0.81 | — | Pre-Tin Brass | **.015** 0.38 | **.610** 15.49 | X | — | X | 62276-1 |
| 14-10 | A | **.032** 0.81 | **.150-.200** 3.81-5.08 | Brass | **.015** 0.38 | **.770** 19.56 | X | — | X | 62253-1[3] |
| | | **.032** 0.81 | **.150-.200** 3.81-5.08 | Brass, Tin Plated | **.015** 0.38 | **.770** 19.56 | X | — | X | 62253-2[3] |
| | | **.032** 0.81 | **.150-.200** 3.81-5.08 | Brass, Tin Plated | **.032-.016** 0.81-0.41 | **.770** 19.56 | X | — | X | 1217043-1[1,3] |
| | B | **.032** 0.81 | — | Pre-Tin Brass | **.015** 0.38 | **.610** 15.49 | X | — | X | 62068-1[3] |

[1] Dual Thickness.
[2] Stress relieved.
[3] 9600 CMA Max.

**Note:** All part numbers are RoHS compliant.



Catalog 82004
Revised 3-11

www.te.com

Dimensions are shown for reference purposes only. Specifications subject to change.

Dimensions are in inches and millimeters unless otherwise specified.
USA: +1 (800) 522-6752

Canada: +1 (905) 475-6222
Mexico/C. Am.: +52 (0) 55-1106-0800
Latin/S. Am.: +54 (0) 11-4733-2200
Germany: +49 (0) 6251-133-1999

UK: +44 (0) 800-267666
France: +33 (0) 1-3420-8686
Netherlands: +31 (0) 73-6246-999
China: +86 (0) 400-820-6015

## 250 Series Receptacles (Continued)

### Straight Receptacles, Non-Insulation Support

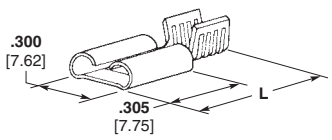


A — Premier Line

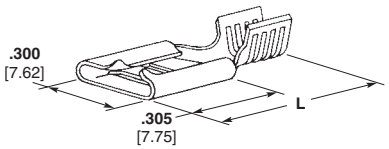


B — Economy Line

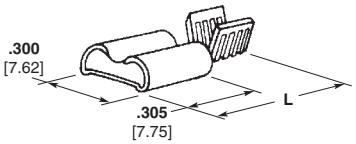


C — Moldable Line

| Wire Range AWG | Style | Tab Fit | Insulation Diameter | Material and Finish | Stock Thickness | L (Overall Length) | UL | CSA | Terminal Part Number |
|---|---|---|---|---|---|---|---|---|---|
| 18-14 | A | **.032** 0.81 | — | Brass, Tin Plated | **.018** 0.46 | **.655** 16.64 | X | — | X | 41194 |
| | | **.032** 0.81 | — | Steel, Nickel Plated | **.018** 0.46 | **.655** 16.64 | — | X | X | 41143-1 |
| | B | **.032** 0.81 | — | Brass | **.016** 0.41 | **.595** 15.11 | X | — | X | 42845-1 |
| | | **.032** 0.81 | — | Brass, Tin Plated | **.016** 0.41 | **.595** 15.11 | X | — | X | 42845-2 |
| | C | **.032** 0.81 | — | Brass | **.016** 0.41 | **.655** 16.64 | X | — | X | 60938-1 |
| | | **.032** 0.81 | — | Brass, Tin Plated | **.016** 0.41 | **.655** 16.64 | X | — | X | 60938-2 |
| | | **.032** 0.81 | — | Brass, Tin Plated | **.016** 0.41 | **.655** 16.64 | — | — | — | 63981-1[1] |

[1] No dimple.

## 250 Series Tab-Lok Flags

### Flag Receptacles, Insulation Support

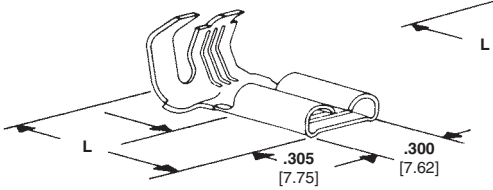


A — Premier Line

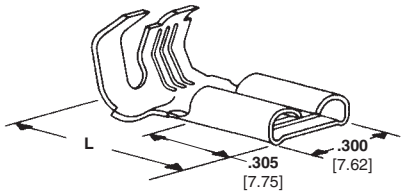


B — Budget Line

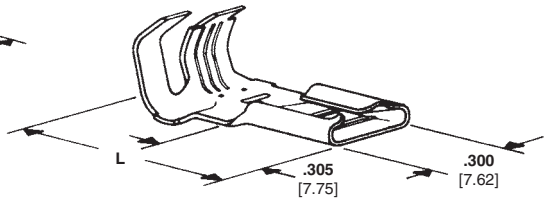


C — Economy Line

| Wire Range AWG | Style | Tab Fit | Insulation Diameter | Material and Finish | Stock Thickness | L (Overall Length) | UL | CSA | Terminal Part Number |
|---|---|---|---|---|---|---|---|---|---|
| 22-16 | C | **.032** 0.81 | **.070- .130** 1.78-3.30 | Brass | **.016** 0.41 | **.670** 17.02 | X | — | X | 63577-1 |
| 18-12 | A | **.032** 0.81 | **.110-.210** 2.79-5.33 | Brass | **.018** 0.46 | **.670** 17.02 | X | — | X | 41531 |
| | | **.032** 0.81 | **.110-.210** 2.79-5.33 | Brass, Tin Plated | **.018** 0.46 | **.670** 17.02 | X | — | X | 41532 |
| | | **.032** 0.81 | **.110-.210** 2.79-5.33 | Brass, Silver Plated | **.018** 0.46 | **.670** 17.02 | X | — | X | 61156-1 |
| | | **.032** 0.81 | **.110-.210** 2.79-5.33 | Steel, Nickel Plated | **.018** 0.46 | **.670** 17.02 | — | X | X | 41531-1 |
| | | **.032** 0.81 | **.110-.210** 2.79-5.33 | Steel, Nickel Plated | **.016** 0.41 | **.670** 17.02 | — | X | X | 42404-1 |
| | B | **.032** 0.81 | **.110-.210** 2.79-5.33 | Brass | **.016** 0.41 | **.670** 17.02 | X | — | X | 42511-1 |
| | | **.032** 0.81 | **.110-.210** 2.79-5.33 | Brass, Tin Plated | **.016** 0.41 | **.670** 17.02 | X | — | X | 42511-2 |
| | C | **.032** 0.81 | **.110-.210** 2.79-5.33 | Brass | **.016** 0.41 | **.670** 17.02 | X | — | X | 42742-1 |
| | | **.032** 0.81 | **.110-.210** 2.79-5.33 | Brass, Tin Plated | **.016** 0.41 | **.670** 17.02 | X | — | X | 42742-2 |

**Note:** All part numbers are RoHS compliant.



Catalog 82004
Revised 3-11

www.te.com

Dimensions are shown for reference purposes only. Specifications subject to change.

Dimensions are in inches and millimeters unless otherwise specified.
USA: +1 (800) 522-6752

Canada: +1 (905) 475-6222
Mexico/C. Am.: +52 (0) 55-1106-0800
Latin/S. Am.: +54 (0) 11-4733-2200
Germany: +49 (0) 6251-133-1999

UK: +44 (0) 800-267666
France: +33 (0) 1-3420-8686
Netherlands: +31 (0) 73-6246-999
China: +86 (0) 400-820-6015

## 250 Series Tab-Lok Flags (Continued)

### Flag Receptacles, Insulation Support (Continued)

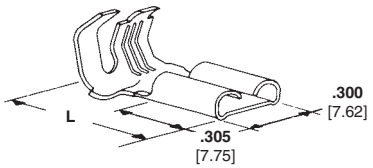


D — Moldable Line

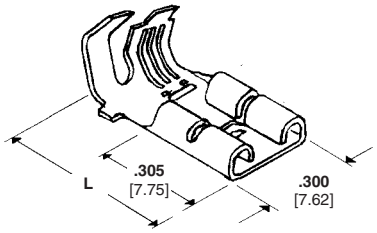


E — Low Insertion Force (LIF)

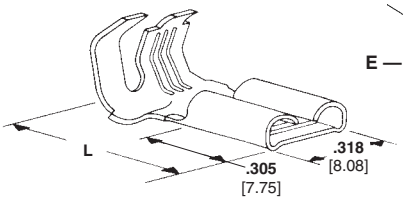


F — Premier Line for Hermetic Tabs

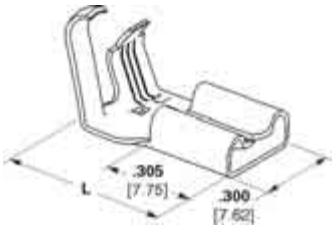


G — Low Insertion Force (LIF)

| Wire Range AWG | Style | Tab Fit | Insulation Diameter | Material and Finish | Stock Thickness | L (Overall Length) | UL | CSA | SA | Terminal Part Number |
|---|---|---|---|---|---|---|---|---|---|---|
| 18-12 | D | **.032** 0.81 | **.110-.210** 2.79-5.33 | Brass | **.018** 0.46 | **.670** 17.02 | X | — | X | 60645-1[2] |
| | | **.032** 0.81 | **.110-.210** 2.79-5.33 | Brass | **.016** 0.41 | **.670** 17.02 | X | — | X | 60641-1 |
| | E | **.032** 0.81 | **.110-.210** 2.79-5.33 | Brass | **.016** 0.41 | **.670** 17.02 | X | — | X | 63445-1 |
| | | **.032** 0.81 | **.110-.210** 2.79-5.33 | Brass, Tin Plated | **.016** 0.41 | **.670** 17.02 | X | — | X | 63445-2 |
| | | **.032** 0.81 | **.110-.210** 2.79-5.33 | Brass, Tin Plated | **.016** 0.41 | **.670** 17.02 | X | — | X | 63445-4[2] |
| | | **.032** 0.81 | **.110-.210** 2.79-5.33 | Steel, Nickel Plated | **.016** 0.41 | **.670** 17.02 | — | X[1] | X[1] | 63604-1[2] |
| | | **.032** 0.81 | **.110-.210** 2.79-5.33 | Brass | **.018** 0.46 | **.670** 17.02 | X | — | X | 63555-1[2] |
| | | **.032** 0.81 | **.110-.210** 2.79-5.33 | Brass, Tin Plated | **.018** 0.46 | **.670** 17.02 | X | — | X | 63555-2[2] |
| | F | **.032** 0.81 | **.110-.210** 2.79-5.33 | Phos Bronze, Tin Plated | **.018** 0.46 | **.670** 17.02 | X | — | X | 41800[4] |
| | | **.032** 0.81 | **.110-.210** 2.79-5.33 | Brass | **.018** 0.46 | **.670** 17.02 | X | — | X | 41801[3] |
| | | **.032** 0.81 | **.110-.210** 2.79-5.33 | Brass, Tin Plated | **.018** 0.46 | **.670** 17.02 | X | — | X | 41802[3] |
| | | **.032** 0.81 | **.110-.210** 2.79-5.33 | Phos Bronze, Silver Plated | **.018** 0.46 | **.670** 17.02 | X | — | X | 42041[4] |
| | | **.032** 0.81 | **.110-.210** 2.79-5.33 | Phos Bronze, Tin Plated | **.018** 0.46 | **.670** 17.02 | X | — | X | 60274-2[4,5] |
| | | **.032** 0.81 | **.110-.210** 2.79-5.33 | Phos Bronze, Tin Plated | **.018** 0.46 | **.670** 17.02 | X | — | X | 63651-1[4,6] |
| | G | **.032** 0.81 | **.110-.210** 2.79-5.33 | Steel, Nickel Plated | **.016** 0.41 | **.670** 17.02 | — | X | — | 1742543-1[7] |
| 12-10 | F | **.032** 0.81 | **.110-.210** 2.79-5.33 | Brass, Tin Plated | **.018** 0.46 | **.670** 17.02 | X | — | X | 60851-1[3] |
| | | **.032** 0.81 | **.110-.210** 2.79-5.33 | Brass, Silver Plated | **.018** 0.46 | **.670** 17.02 | X | — | X | 60851-2[3] |
| | | **.032** 0.81 | **.110-.210** 2.79-5.33 | Brass | **.018** 0.46 | **.670** 17.02 | X | — | X | 60851-4[3] |
| | | **.032** 0.81 | **.110-.210** 2.79-5.33 | Phos Bronze, Silver Plated | **.018** 0.46 | **.670** 17.02 | X | — | X | 42563-6[4] |
| | | **.032** 0.81 | **.110-.210** 2.79-5.33 | Steel, Nickel Plated | **.018** 0.46 | **.670** 17.02 | — | — | — | 42563-9 |
| | | **.032** 0.81 | **.110-.210** 2.79-5.33 | Phos Bronze, Tin Plated | **.018** 0.46 | **.670** 17.02 | X | — | X | 42563-8[4] |
| | | **.032** 0.81 | **.110-.265** 2.79-6.73 | Brass | **.018** 0.46 | **.670** 17.02 | X | — | X | 63617-1[6] |

[1] 18 AWG only.
[2] Stress relieved.
[3] Recommended for external use only.
[4] For internal or external use.
[5] Left handed flag.
[6] Non-stress relieved.
[7] UL Recognized 14-18 AWG.

**Note:** All part numbers are RoHS compliant.



Catalog 82004
Revised 3-11

www.te.com

Dimensions are shown for reference purposes only. Specifications subject to change.

Dimensions are in inches and millimeters unless otherwise specified.
USA: +1 (800) 522-6752

Canada: +1 (905) 475-6222
Mexico/C. Am.: +52 (0) 55-1106-0800
Latin/S. Am.: +54 (0) 11-4733-2200
Germany: +49 (0) 6251-133-1999

UK: +44 (0) 800-267666
France: +33 (0) 1-3420-8686
Netherlands: +31 (0) 73-6246-999
China: +86 (0) 400-820-6015

## 250 Series Tab-Lok Flags (Continued)

### Flag Receptacles, Non-Insulation Support

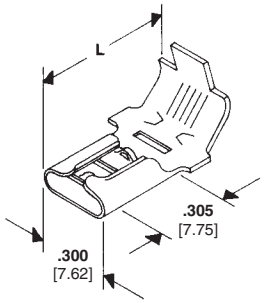


**A — Economy Line**

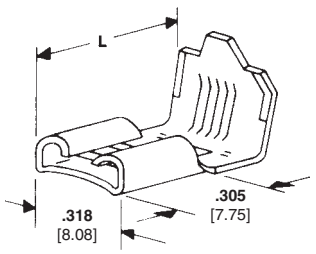


**B — Premier Line for Hermetic Tabs**

| Wire Range AWG | Style | Tab Fit | Insulation Diameter | Material and Finish | Stock Thickness | L (Overall Length) | UL | CSA | Terminal Part Number |
|---|---|---|---|---|---|---|---|---|---|
| 18-12 | A | **.032** 0.81 | — | Brass, Pre-Tin Plated | **.016** 0.41 | **.600** 15.24 | X | — | X | 61177-2[3] |
| | | **.032** 0.81 | — | Brass, Pre-Tin Plated | **.016** 0.41 | **.600** 15.24 | X | — | X | 61177-3[4] |
| | | **.032** 0.81 | — | Brass | **.016** 0.41 | **.600** 15.24 | X | — | X | 62091-1[5] |
| | | **.032** 0.81 | — | Brass, Pre-Tin Plated | **.016** 0.41 | **.600** 15.24 | X | — | X | 62091-2[5] |
| | B | **.032** 0.81 | — | Brass, Tin Plated | **.018** 0.46 | **.610** 15.49 | X | — | X | 62021-3[5] |
| | | **.032** 0.81 | — | Pho. Brz, Silver Plated | **.018** 0.46 | **.670** 17.02 | X | — | X | 62056-1[1,3] |
| | | **.032** 0.81 | — | Pho. Brz, Silver Plated | **.018** 0.46 | **.670** 17.02 | X | — | X | 62056-2[1,2,4] |
| | | **.032** 0.81 | — | Pho. Brz, Tin Plated | **.018** 0.46 | **.670** 17.02 | X | — | X | 62056-6[2,3] |
| | | **.032** 0.81 | — | Pho. Brz, Tin Plated | **.018** 0.46 | **.670** 17.02 | X | — | X | 62056-7[1,2,4] |
| | | **.032** 0.81 | — | Brass, Tin Plated | **.018** 0.46 | **.670** 17.02 | X | — | X | 62056-3[2,3] |
| | | **.032** 0.81 | — | Brass, Tin Plated | **.018** 0.46 | **.670** 17.02 | X | — | X | 62056-4[4] |
| 12-10 or (2) 14 | A | **.032** 0.81 | — | Brass | **.016** 0.41 | **.670** 17.02 | X | — | X | 62011-1[5] |
| | | **.032** 0.81 | — | Brass, Pre-Tin Plated | **.016** 0.41 | **.670** 17.02 | X | — | X | 62011-2[5] |
| 12-10 | B | **.032** 0.81 | — | Pho. Brz, Silver Plated | **.018** 0.46 | **.670** 17.02 | X | — | X | 62057-1[1,3] |
| | | **.032** 0.81 | — | Brass, Tin Plated | **.018** 0.46 | **.670** 17.02 | X | — | X | 62057-3[3] |
| | | **.032** 0.81 | — | Brass, Tin Plated | **.018** 0.46 | **.670** 17.02 | X | — | X | 62057-4[4] |
| | | **.032** 0.81 | — | Pho. Brz, Silver Plated | **.018** 0.46 | **.670** 17.02 | X | — | X | 62057-7[4] |
| | | **.032** 0.81 | — | Pho. Brz, Silver Plated | **.018** 0.46 | **.670** 17.02 | X | — | X | 62022-1[5] |
| | | **.032** 0.81 | — | Brass, Tin Plated | **.018** 0.46 | **.670** 17.02 | X | — | X | 62022-2[5] |

[1] For internal or external use.
[2] Reverse reel.
[3] Right handed flag.
[4] Left handed flag.
[5] Right or left handed. Carrier out front for through splicing.

**Note:** All part numbers are RoHS compliant.





Catalog 82004
Revised 3-11

www.te.com

Dimensions are shown for reference purposes only. Specifications subject to change.

Dimensions are in inches and millimeters unless otherwise specified.
USA: +1 (800) 522-6752

Canada: +1 (905) 475-6222
Mexico/C. Am.: +52 (0) 55-1106-0800
Latin/S. Am.: +54 (0) 11-4733-2200
Germany: +49 (0) 6251-133-1999

UK: +44 (0) 800-267666
France: +33 (0) 1-3420-8686
Netherlands: +31 (0) 73-6246-999
China: +86 (0) 400-820-6015

# 250 Series F-Crimp Flags

## Flag Receptacles

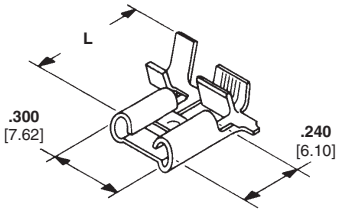


**A — Premier Line, Insulation Support (Right Hand)**

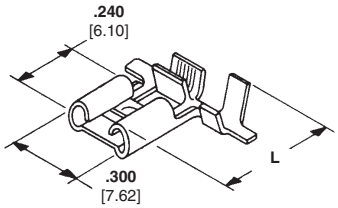


**B — Premier Line, Insulation Support (Left Hand)**

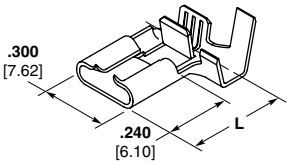


**C — Economy Line, Insulation Support (Left Hand)**

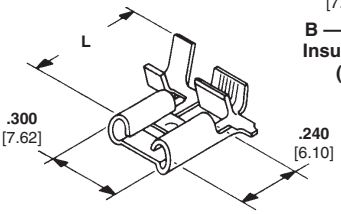


**D — Budget Line, Insulation Support (Right Hand)**

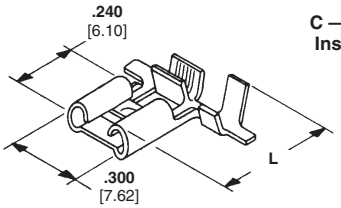


**E — Budget Line, Insulation Support (Left Hand)**

| Wire Range AWG | Style | Tab Fit | Insulation Diameter | Material and Finish | Stock Thickness | L (Overall Length) | UL | CSA | Terminal Part Number |
|---|---|---|---|---|---|---|---|---|---|
| 22-18 | B | **.032** 0.81 | **.060 -.110** 1.52-2.79 | Brass | **.016** 0.41 | **.540** 13.72 | X | — | X | 62813-1 |
| | | **.032** 0.81 | **.060 -.110** 1.52-2.79 | Brass, Tin Plated | **.016** 0.41 | **.540** 13.72 | X | — | X | 62813-2 |
| | A | **.032** 0.81 | **.060 -.110** 1.52-2.79 | Brass | **.016** 0.41 | **.540** 13.72 | X | — | X | 62814-1 |
| | | **.032** 0.81 | **.060 -.110** 1.52-2.79 | Brass, Tin Plated | **.016** 0.41 | **.540** 13.72 | X | — | X | 62814-2 |
| | D | **.032** 0.81 | **.060 -.110** 1.52-2.79 | Brass | **.016** 0.41 | **.540** 13.72 | X | — | X | 62718-1 |
| | | **.032** 0.81 | **.060 -.110** 1.52-2.79 | Brass, Tin Plated | **.016** 0.41 | **.540** 13.72 | X | — | X | 62718-2 |
| 18-14 or (2)18 | B | **.032** 0.81 | **.110-.200** 2.79-5.08 | Brass | **.016** 0.41 | **.540** 13.72 | X | — | X | 63538-1[1] |
| | | **.032** 0.81 | **.110-.200** 2.79-5.08 | Steel, Nickel Plated | **.016** 0.41 | **.540** 13.72 | — | X | — | 63963-1 |
| 18-14 | A | **.032** 0.81 | **.110-.160** 2.79-4.06 | Brass, Tin Plated | **.016** 0.41 | **.540** 13.72 | X | — | X | 63901-1[1] |
| | | **.032** 0.81 | **.110-.160** 2.79-4.06 | Brass | **.016** 0.41 | **.540** 13.72 | X | — | X | 63901-2[1] |
| | B | **.032** 0.81 | **.110 -.160** 2.79-4.06 | Brass | **.016** 0.41 | **.540** 13.72 | X | — | X | 63011-1 |
| | | **.032** 0.81 | **.110 -.160** 2.79-4.06 | Brass, Tin Plated | **.016** 0.41 | **.540** 13.72 | X | — | X | 63011-2 |
| | A | **.032** 0.81 | **.110 -.160** 2.79-4.06 | Brass | **.016** 0.41 | **.540** 13.72 | X | — | X | 63012-1 |
| | | **.032** 0.81 | **.110 -.160** 2.79-4.06 | Brass, Tin Plated | **.016** 0.41 | **.540** 13.72 | X | — | X | 63012-2 |
| | E | **.032** 0.81 | **.110 -.160** 2.79-4.06 | Brass | **.016** 0.41 | **.540** 13.72 | X | — | X | 63009-1 |
| | | **.032** 0.81 | **.110 -.160** 2.79-4.06 | Brass, Tin Plated | **.016** 0.41 | **.540** 13.72 | X | — | X | 63009-2 |
| | D | **.032** 0.81 | **.110 -.160** 2.79-4.06 | Brass | **.016** 0.41 | **.540** 13.72 | X | — | X | 63010-1 |
| | | **.032** 0.81 | **.110 -.160** 2.79-4.06 | Brass, Tin Plated | **.016** 0.41 | **.540** 13.72 | X | — | X | 63010-2 |
| | C | **.032** 0.81 | — | Brass | **.016** 0.41 | **.430** 10.92 | X | — | X | 63508-1[2] |
| | | **.032** 0.81 | **.110 -.160** 2.79-4.06 | Brass | **.016** 0.41 | **.540** 13.72 | X | — | X | 63096-1 |
| | | **.032** 0.81 | **.110 -.160** 2.79-4.06 | Brass, Tin Plated | **.016** 0.41 | **.540** 13.72 | X | — | X | 63096-2 |
| 16-12 | A | **.032** 0.81 | **.120 -.170** 3.05-4.32 | Brass, Tin Plated | **.018** 0.45 | **.700** 17.78 | X | — | X | 1742718-1 |

[1] Low Insertion Force.
[2] No insulation support.

**Note:** All part numbers are RoHS compliant.



Catalog 82004
Revised 3-11

www.te.com

Dimensions are shown for reference purposes only. Specifications subject to change.

Dimensions are in inches and millimeters unless otherwise specified.
USA: +1 (800) 522-6752

Canada: +1 (905) 475-6222
Mexico/C. Am.: +52 (0) 55-1106-0800
Latin/S. Am.: +54 (0) 11-4733-2200
Germany: +49 (0) 6251-133-1999

UK: +44 (0) 800-267666
France: +33 (0) 1-3420-8686
Netherlands: +31 (0) 73-6246-999
China: +86 (0) 400-820-6015

## 250 Series F-Crimp Flags (Continued)

### Flag Receptacles (Continued)

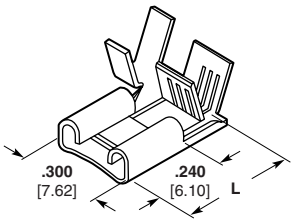


A — Center Strip, F-Crimp

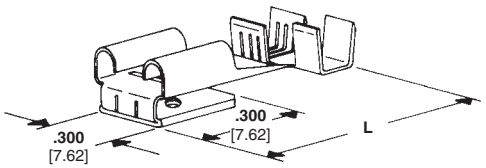


B — Receptacle Tab Combination, F-Crimp

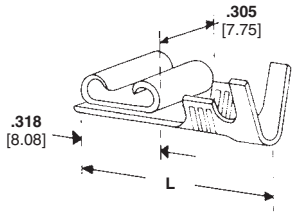


C — Reversible Flag, Straight End Feed

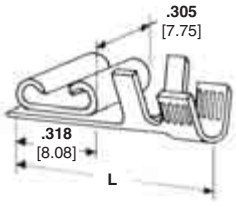


D — Reversible Flag for Hermetic Tabs, Side Feed

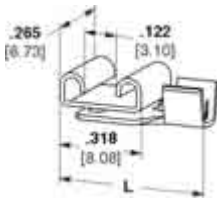


E — Reversible Flag for Hermetic Tabs, Side Feed

| Wire Range AWG | Style | Tab Fit | Insulation Diameter | Material and Finish | Stock Thickness | L (Overall Length) | UL | CSA | Terminal Part Number |
|---|---|---|---|---|---|---|---|---|---|
| 20-16 | D | **.032** 0.81 | **.085-.150** 2.16-3.81 | Phos Brz, Tin Plated | **.018** 0.46 | **.640** 16.26 | X | X | 63137-1 |
| 18-14 | A | **.032** 0.81 | — | Brass | **.016** 0.41 | **.430** 10.92 | X | X | 63315-1[3] |
| | | **.032** 0.81 | — | Brass, Tin Plated | **.016** 0.41 | **.430** 10.92 | X | X | 63315-2[3] |
| | | **.032** 0.81 | **.110-.160** 2.79-4.06 | Brass | **.016** 0.41 | **.540** 13.72 | X | X | 63314-1 |
| | | **.032** 0.81 | **.110-.160** 2.79-4.06 | Brass, Tin Plated | **.016** 0.41 | **.540** 13.72 | X | X | 63314-2 |
| | B | **.032** 0.81 | **.120-.170** 3.05-4.32 | Brass, Tin Plated | **.016** 0.41 | **.630** 16.00 | X | X | 151321-4 |
| | C | **.032** 0.81 | **.090-.130** 2.29-3.30 | Brass | **.016** 0.41 | **.710** 18.03 | X | X | 62048-1 |
| | | **.032** 0.81 | **.090-.130** 2.29-3.30 | Brass, Tin Plated | **.016** 0.41 | **.710** 18.03 | X | X | 62048-2 |
| | | **.032** 0.81 | **.170-.220** 4.32-5.59 | Brass, Tin Plated | **.016** 0.41 | **.710** 18.03 | X | X | 60764-2 |
| | E | **.032** 0.81 | — | Brass | **.018** 0.46 | **.640** 16.26 | — | — | 63647-1[1,3] |
| | | **.032** 0.81 | — | Phos Brz, Tin Plated | **.018** 0.46 | **.640** 16.26 | — | — | 63647-2[1,3] |
| | | **.032** 0.81 | — | Brass, Tin Plated | **.018** 0.46 | **.640** 16.26 | — | — | 63647-3[1,3] |
| 16-12 | D | **.032** 0.81 | **.130-.170** 3.30-4.32 | Phos Brz, Tin Plated | **.018** 0.46 | **.640** 16.26 | X | X | 61188-1[2] |
| 12-10 | D | **.032** 0.81 | **.130-.170** 3.30-4.32 | Phos Brz, Tin Plated | **.018** 0.46 | **.640** 16.26 | X | X | 61187-1[2] |

[1] No Dimple.
[2] Bends terminal 90°. For 180° bend use applicator 687616-2 with Press 694234-7.
[3] No insulation support.

**Note:** All part numbers are RoHS compliant.





Catalog 82004
Revised 3-11

www.te.com

Dimensions are shown for reference purposes only. Specifications subject to change.

Dimensions are in inches and millimeters unless otherwise specified.
USA: +1 (800) 522-6752

Canada: +1 (905) 475-6222
Mexico/C. Am.: +52 (0) 55-1106-0800
Latin/S. Am.: +54 (0) 11-4733-2200
Germany: +49 (0) 6251-133-1999

UK: +44 (0) 800-267666
France: +33 (0) 1-3420-8686
Netherlands: +31 (0) 73-6246-999
China: +86 (0) 400-820-6015

## 205 Series Receptacles

### Straight Receptacles

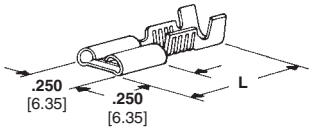


**A — Premier Line, Insulation Support**

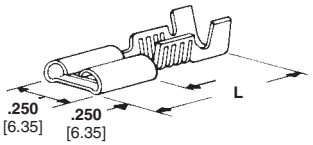


**B — Economy Line, Insulation Support**

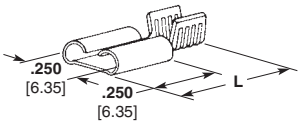


**C — Premier line Non-Insulation Support**

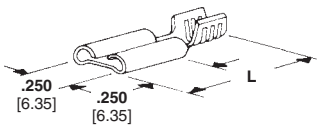


**D — Economy Line, Non-Insulation Support**

| Wire Range AWG | Style | Tab Fit | Insulation Diameter | Material and Finish | Stock Thickness | L (Overall Length) | UL | CSA | TÜV | Terminal Part Number |
|---|---|---|---|---|---|---|---|---|---|---|
| 26-22 | A | **.020**<br>0.51 | **.050-.070**<br>1.27-1.78 | Brass,<br>Tin Plated | **.012**<br>0.31 | **.620**<br>15.75 | X | — | X | 60674-1[1] |
| 22-18 | A | **.020**<br>0.51 | **.085-.125**<br>2.16-3.18 | Brass | **.012**<br>0.31 | **.615**<br>15.62 | X | — | X | 42198-1 |
| | | **.020**<br>0.51 | **.085-.125**<br>2.16-3.18 | Brass,<br>Tin Plated | **.012**<br>0.31 | **.615**<br>15.62 | X | — | X | 42198-2 |
| | | **.032**<br>0.81 | **.085-.125**<br>2.16-3.18 | Brass,<br>Tin Plated | **.012**<br>0.31 | **.615**<br>15.62 | X | — | X | 42299-2 |
| | B | **.020**<br>0.51 | **.085-.125**<br>2.16-3.18 | Brass | **.012**<br>0.31 | **.615**<br>15.62 | X | — | X | 42710-1 |
| | | **.020**<br>0.51 | **.085-.125**<br>2.16-3.18 | Brass,<br>Tin Plated | **.012**<br>0.31 | **.615**<br>15.62 | X | — | X | 42710-2 |
| | | **.032**<br>0.81 | **.085-.125**<br>2.16-3.18 | Brass,<br>Tin Plated | **.012**<br>0.31 | **.615**<br>15.62 | X | — | X | 60904-2 |
| | C | **.020**<br>0.51 | — | Brass,<br>Tin Plated | **.012**<br>0.31 | **.470**<br>11.94 | X | — | X | 42197-2[2] |
| 18-14 | A | **.032**<br>0.81 | **.130-.180**<br>3.30-4.57 | Brass,<br>Tin Plated | **.016**<br>0.41 | **.615**<br>15.62 | X | — | X | 42233-2 |
| | | **.032**<br>0.81 | **.130-.180**<br>3.30-4.57 | Phos Brz,<br>Tin Plated | **.016**<br>0.41 | **.615**<br>15.62 | X | — | X | 42233-7 |
| | B | **.020**<br>0.51 | **.130-.180**<br>3.30-4.57 | Brass,<br>Tin Plated | **.012**<br>0.31 | **.615**<br>15.62 | X | — | X | 42713-2 |
| | | **.020**<br>0.51 | **.130-.180**<br>3.30-4.57 | Brass,<br>Tin Plated | **.016**<br>0.41 | **.615**<br>15.62 | X | — | X | 42781-2 |
| | C | **.032**<br>0.81 | — | Phos Brz,<br>Tin Plated | **.016**<br>0.41 | **.470**<br>11.94 | X | — | X | 42239-4 |
| | D | **.020**<br>0.51 | — | Brass,<br>Tin Plated | **.012**<br>0.31 | **.470**<br>11.94 | X | — | X | 42712-2[2] |

[1] UL listed and CSA certified for 22 AWG.
[2] Moldable.

### Flag Receptacles

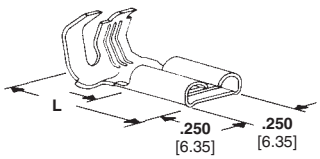


**E — Premier Line, Tab-Lok Flag**

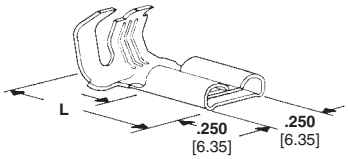


**F — Economy Line, Tab-Lok Flag**

| Wire Range AWG | Style | Tab Fit | Insulation Diameter | Material and Finish | Stock Thickness | L (Overall Length) | UL | CSA | TÜV | Terminal Part Number |
|---|---|---|---|---|---|---|---|---|---|---|
| 20-16 | E | **.020**<br>0.51 | **.110-.170**<br>2.79-4.32 | Brass | **.012**<br>0.31 | **.530**<br>13.46 | X | — | X | 42199-1 |
| | | **.020**<br>0.51 | **.110-.170**<br>2.79-4.32 | Brass,<br>Tin Plated | **.012**<br>0.31 | **.530**<br>13.46 | X | — | X | 42199-2 |
| 20-14 | E | **.020**<br>0.51 | **.110-.170**<br>2.79-4.32 | Brass,<br>Tin Plated | **.016**<br>0.41 | **.530**<br>13.46 | X | — | X | 62354-1 |
| | | **.032**<br>0.81 | **.110-.170**<br>2.79-4.32 | Brass,<br>Tin Plated | **.016**<br>0.41 | **.530**<br>13.46 | X | — | X | 42234-2 |
| | F | **.032**<br>0.81 | **.110-.170**<br>2.79-4.32 | Brass | **.016**<br>0.41 | **.530**<br>13.46 | X | — | X | 60195-1[1] |
| | | **.032**<br>0.81 | **.110-.170**<br>2.79-4.32 | Brass,<br>Tin Plated | **.016**<br>0.41 | **.530**<br>13.46 | X | — | X | 60195-2[1] |

[1] Moldable.

**Note:** All part numbers are RoHS compliant.



Catalog 82004
Revised 3-11

www.te.com

Dimensions are shown for reference purposes only. Specifications subject to change.

Dimensions are in inches and millimeters unless otherwise specified.
USA: +1 (800) 522-6752

Canada: +1 (905) 475-6222
Mexico/C. Am.: +52 (0) 55-1106-0800
Latin/S. Am.: +54 (0) 11-4733-2200
Germany: +49 (0) 6251-133-1999

UK: +44 (0) 800-267666
France: +33 (0) 1-3420-8686
Netherlands: +31 (0) 73-6246-999
China: +86 (0) 400-820-6015

## 187 Series Receptacles

### Straight Receptacles

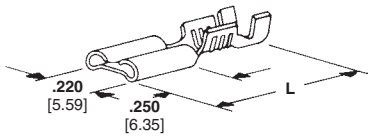


**A — Premier Line**

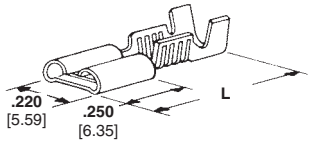


**B — Budget Line**

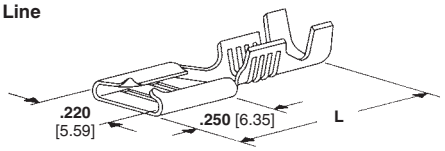


**C — Economy Line**

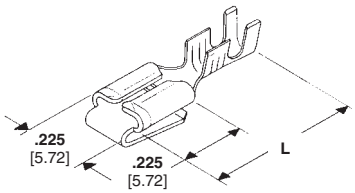


**F — Commercial Line**
**Receptacle & Tab Combination**

| Wire Range AWG | Style | Tab Fit | Insulation Diameter | Material and Finish | Stock Thickness | L (Overall Length) | | | | Terminal Part Number |
|---|---|---|---|---|---|---|---|---|---|---|
| 24-20 | A | **.020**<br>0.51 | **.040-.070**<br>1.02-1.78 | Brass,<br>Tin Plated | **.012**<br>0.31 | **.590**<br>14.99 | | | | 60573-1 |
| | | **.020**<br>0.51 | **.040-.070**<br>1.02-1.78 | Brass | **.012**<br>0.31 | **.590**<br>14.99 | X[2] | — | X[2] | 60573-2 |
| | | **.020**<br>0.51 | **.040-.070**<br>1.02-1.78 | Phos Brz,<br>Tin Plated | **.012**<br>0.31 | **.590**<br>14.99 | X | — | X | 62187-2 |
| | | **.020**<br>0.51 | **.060-.110**<br>1.52-2.79 | Brass,<br>Tin Plated | **.012**<br>0.31 | **.585**<br>14.86 | X[2] | — | X[2] | 62138-1 |
| | | **.020**<br>0.51 | **.060-.110**<br>1.52-2.79 | Brass | **.012**<br>0.31 | **.585**<br>14.86 | X[2] | — | X[2] | 62138-2 |
| | | **.021**<br>0.53 | **.060-.110**<br>1.52-2.79 | Brass,<br>Tin Plated | **.012**<br>0.31 | **.590**<br>14.99 | — | — | — | 1217129-1 |
| | | **.032**<br>0.81 | **.040-.070**<br>1.02-1.78 | Brass,<br>Tin Plated | **.012**<br>0.31 | **.590**<br>14.99 | X[2] | — | X[2] | 62181-1 |
| 22-18 | B | **.032**<br>0.81 | **.090-.150**<br>2.29-3.81 | Brass,<br>Tin Plated | **.012**<br>0.31 | **.585**<br>14.86 | X | — | X | 63931-1 |
| | C | **.020**<br>0.51 | **.090-.130**<br>2.29-3.30 | Brass | **.012**<br>0.31 | **.590**<br>14.99 | X | — | X | 63347-1 |
| | F | **.020**<br>0.51 | **.060-.100**<br>1.52-2.54 | Brass,<br>Tin Plated | **.014**<br>0.36 | **.615**<br>15.62 | X | — | X | 63873-1[5] |
| | | **.020**<br>0.51 | **.090-.130**<br>2.29-3.30 | Brass,<br>Tin Plated | **.014**<br>0.36 | **.615**<br>15.62 | X | — | X | 1217084-1[5] |
| 20-16 | A | **.015**<br>0.38 | — | Brass,<br>Tin Plated | **.012**<br>0.31 | **.470**<br>11.94 | — | — | — | 42374-2[1] |
| | | **.015**<br>0.38 | **.090-.130**<br>2.29-3.30 | Brass,<br>Tin Plated | **.012**<br>0.31 | **.590**<br>14.99 | — | — | — | 42453-2 |
| | | **.020**<br>0.51 | — | Brass,<br>Tin Plated | **.012**<br>0.31 | **.470**<br>11.94 | X | — | X | 42373-2[1] |
| | | **.020**<br>0.51 | — | Steel,<br>Nickel Plated | **.012**<br>0.31 | **.470**<br>11.94 | — | X | — | 42373-3[1] |
| | | **.020**<br>0.51 | **.060-.110**<br>1.52-2.79 | Brass | **.012**<br>0.31 | **.585**<br>14.86 | X | — | X | 62137-1 |
| | | **.020**<br>0.51 | **.060-.110**<br>1.52-2.79 | Brass,<br>Tin Plated | **.012**<br>0.31 | **.585**<br>14.86 | X | — | X | 62137-2 |
| | | **.020**<br>0.51 | **.090-.130**<br>2.29-3.30 | Brass | **.012**<br>0.31 | **.590**<br>14.99 | X | — | X | 42452-1 |
| | | **.020**<br>0.51 | **.090-.130**<br>2.29-3.30 | Brass,<br>Tin Plated | **.012**<br>0.31 | **.590**<br>14.99 | X | — | X | 42452-2 |
| | | **.020**<br>0.51 | **.090-.130**<br>2.29-3.30 | Phos Brz,<br>Tin Plated | **.012**<br>0.31 | **.590**<br>14.99 | X | — | X | 42452-5 |
| | | **.020**<br>0.51 | **.090-.130**<br>2.29-3.30 | Steel,<br>Nickel Plated | **.012**<br>0.31 | **.590**<br>14.99 | — | X | X | 60621-1 |
| | | **.032**<br>0.81 | **.090-.130**<br>2.29-3.30 | Steel,<br>Nickel Plated | **.012**<br>0.31 | **.590**<br>14.99 | — | X | X | 63850-1 |
| | | **.032**<br>0.81 | **.090-.130**<br>2.29-3.30 | Brass | **.012**<br>0.31 | **.585**<br>14.86 | X | — | X | 61758-1 |
| | | **.032**<br>0.81 | **.090-.130**<br>2.29-3.30 | Brass,<br>Tin Plated | **.012**<br>0.31 | **.585**<br>14.86 | X | — | X | 61758-2 |

[1] No Insulation support.
[2] UL listed and CSA certified for 22- 20 AWG.
[3] Also capable of accepting (2) 20 AWG wires.
[4] Stress relieved.
[5] Tab stock thickness .020 [0.51].

**Note:** All part numbers are RoHS compliant.



Catalog 82004
Revised 3-11

www.te.com

Dimensions are shown for reference purposes only. Specifications subject to change.

Dimensions are in inches and millimeters unless otherwise specified.
USA: +1 (800) 522-6752

Canada: +1 (905) 475-6222
Mexico/C. Am.: +52 (0) 55-1106-0800
Latin/S. Am.: +54 (0) 11-4733-2200
Germany: +49 (0) 6251-133-1999

UK: +44 (0) 800-267666
France: +33 (0) 1-3420-8686
Netherlands: +31 (0) 73-6246-999
China: +86 (0) 400-820-6015

## 187 Series Receptacles (Continued)

### Straight Receptacles (Continued)

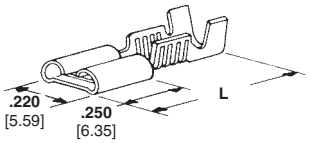


**B — Budget Line**

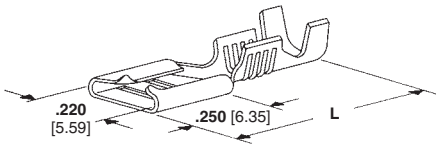


**C — Economy Line**

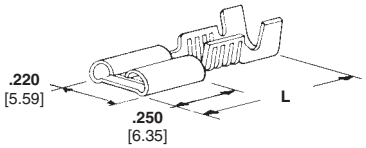


**E — Moldable Line**

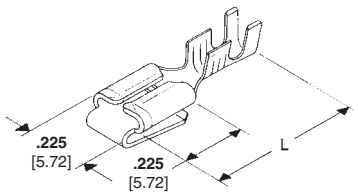


**F — Commercial Line**
**Receptacle & Tab Combination**

| Wire Range AWG | Style | Tab Fit | Insulation Diameter | Material and Finish | Stock Thickness | L (Overall Length) | UL | CSA | SP | Terminal Part Number |
|---|---|---|---|---|---|---|---|---|---|---|
| 20-16 | B | **.020**<br>0.51 | **.090-.130**<br>2.29-3.30 | Brass | **.012**<br>0.31 | **.585**<br>14.86 | X | — | X | 42617-1 |
| | | **.020**<br>0.51 | **.090-.130**<br>2.29-3.30 | Steel,<br>Nickel Plated | **.012**<br>0.31 | **.585**<br>14.86 | — | X | X | 63959-1 |
| | | **.020**<br>0.51 | **.090-.130**<br>2.29-3.30 | Brass,<br>Tin Plated | **.012**<br>0.31 | **.585**<br>14.86 | X | — | X | 42617-2 |
| | | **.032**<br>0.81 | — | Brass | **.012**<br>0.31 | **.475**<br>12.07 | X | — | X | 63785-1[1] |
| | | **.032**<br>0.81 | **.090-.130**<br>2.29-3.30 | Brass | **.012**<br>0.31 | **.585**<br>14.86 | X | — | X | 63477-1 |
| | | **.032**<br>0.81 | **.090-.130**<br>2.29-3.30 | Brass,<br>Tin Plated | **.012**<br>0.31 | **.585**<br>14.86 | X | — | X | 63477-2 |
| | C | **.020**<br>0.51 | — | Brass | **.012**<br>0.31 | **.475**<br>12.07 | X | — | X | 42799-1[1] |
| | | **.020**<br>0.51 | — | Brass,<br>Tin Plated | **.012**<br>0.31 | **.475**<br>12.07 | X | — | X | 42799-2[1] |
| | | **.020**<br>0.51 | **.090-.130**<br>2.29-3.30 | Brass | **.012**<br>0.31 | **.590**<br>14.99 | X | — | X | 42801-1 |
| | | **.020**<br>0.51 | **.090-.130**<br>2.29-3.30 | Brass,<br>Tin Plated | **.012**<br>0.31 | **.590**<br>14.99 | X | — | X | 42801-2 |
| | | **.020**<br>0.51 | **.090-.130**<br>2.29-3.30 or (2) **.090**<br>2.29 | Brass | **.012**<br>0.31 | **.590**<br>14.99 | X | — | X | 61892-1[3] |
| | | **.032**<br>0.81 | — | Brass,<br>Tin Plated | **.012**<br>0.31 | **.475**<br>12.07 | X | — | X | 61969-1[1] |
| | | **.032**<br>0.81 | **.090-.130**<br>2.29-3.30 | Brass | **.012**<br>0.31 | **.590**<br>14.99 | X | — | X | 60196-1 |
| | | **.032**<br>0.81 | **.090-.130**<br>2.29-3.30 | Brass,<br>Tin Plated | **.012**<br>0.31 | **.590**<br>14.99 | X | — | X | 60196-2 |
| | | **.039**<br>0.99 | **.090-.130**<br>2.29-3.30 | Brass,<br>Tin Plated | **.012**<br>0.31 | **.590**<br>14.99 | — | — | — | 63751-1 |
| | E | **.020**<br>0.51 | **.090-.130**<br>2.29-3.30 | Brass | **.012**<br>0.31 | **.585**<br>14.86 | X | — | X | 60214-1 |
| | | **.020**<br>0.51 | **.090-.130**<br>2.29-3.30 | Brass,<br>Tin Plated | **.012**<br>0.31 | **.585**<br>14.86 | X | — | X | 60214-2 |
| | F | **.020**<br>0.51 | **.060-.110**<br>1.52-2.79 | Brass,<br>Tin Plated | **.014**<br>0.36 | **.615**<br>15.62 | X | — | X | 62139-1[5] |
| | | **.020**<br>0.51 | **.090-.130**<br>2.29-3.30 | Brass,<br>Tin Plated | **.014**<br>0.36 | **.615**<br>15.62 | X | — | X | 62026-1[5] |
| | | **.020**<br>0.51 | **.090-.130**<br>2.29-3.30 | Brass | **.014**<br>0.36 | **.615**<br>15.62 | X | — | X | 62026-2[5] |
| | | **.032**<br>0.81 | **.090-.130**<br>2.29-3.30 | Brass | **.014**<br>0.36 | **.615**<br>15.62 | X | — | X | 63646-1[5] |
| | | **.032**<br>0.81 | **.090-.130**<br>2.29-3.30 | Brass,<br>Tin Plated | **.014**<br>0.36 | **.615**<br>15.62 | X | — | X | 63646-2[5] |

[1] No Insulation support.
[2] UL listed and CSA certified for 22- 20 AWG.
[3] Also capable of accepting (2) 20 AWG wires.
[4] Stress relieved.
[5] Tab stock thickness .020 [0.51].

**Note:** All part numbers are RoHS compliant.



Catalog 82004
Revised 3-11

www.te.com

Dimensions are shown for reference purposes only. Specifications subject to change.

Dimensions are in inches and millimeters unless otherwise specified.
USA: +1 (800) 522-6752

Canada: +1 (905) 475-6222
Mexico/C. Am.: +52 (0) 55-1106-0800
Latin/S. Am.: +54 (0) 11-4733-2200
Germany: +49 (0) 6251-133-1999

UK: +44 (0) 800-267666
France: +33 (0) 1-3420-8686
Netherlands: +31 (0) 73-6246-999
China: +86 (0) 400-820-6015

## 187 Series Receptacles (Continued)

### Straight Receptacles (Continued)

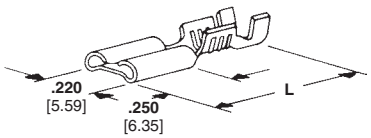


A — Premier Line

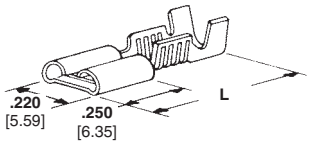


B — Budget Line

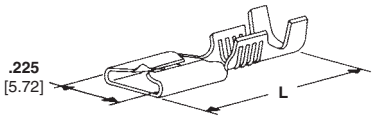


D — Commercial Line

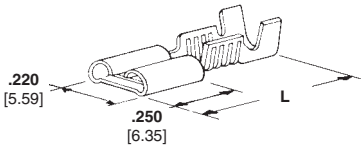


E — Moldable Line

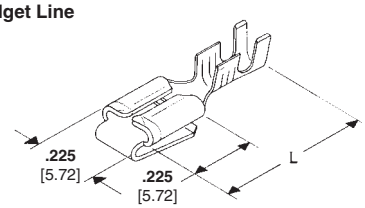


F — Commercial Line
Receptacle & Tab Combination

| Wire Range AWG | Style | Tab Fit | Insulation Diameter | Material and Finish | Stock Thickness | L (Overall Length) | UL | CSA | SEV | Terminal Part Number |
|---|---|---|---|---|---|---|---|---|---|---|
| 18-16 or (2) 18 | A | .020 0.51 | .105-.210 2.67-5.33 or (2) .105 2.67 Max. | Brass, Tin Plated | .012 0.31 | .590 14.99 | X | — | X | 60487-2 |
| | | | .105-.210 2.67-5.33 or (2) .105 2.67 Max. | Brass | .012 0.31 | .590 14.99 | X | — | X | 60487-1 |
| | | .032 0.81 | .105-.210 2.67-5.33 or (2) .105 2.67 Max. | Brass, Tin Plated | .012 0.31 | .590 14.99 | X | — | X | 61945-1 |
| | | | .105-.210 2.67-5.33 or (2) .105 2.67 Max. | Steel, Nickel Plated | .012 0.31 | .590 14.99 | — | X | X | 61945-2 |
| | B | .032 0.81 | .105-.210 2.67-5.33 or (2) .105 2.67 Max. | Brass | .012 0.31 | .590 14.99 | X | — | X | 63769-1 |
| | E | .020 0.51 | .105-.210 2.67-5.33 or (2) .105 2.67 Max. | Brass | .012 0.31 | .590 14.99 | X | — | X | 63470-1 |
| 18-14 or (2) 16 | D | .020 0.51 | .180-.230 4.57-5.84 or (2) .110 2.79 Max. | Brass | .014 0.36 | .640 16.26 | X | — | X | 60742-1 |
| | | | | Brass, Tin Plated | .014 0.36 | .640 16.26 | X | — | X | 60742-2 |
| | | | | Brass, Tin Plated | .014 0.36 | .640 16.26 | X | — | X | 63749-2[4] |
| | | .025 0.64 | .180-.230 4.57-5.84 or (2) .110 2.79 Max. | Brass | .014 0.36 | .640 16.26 | — | — | — | 63832-1 |
| | | .032 0.81 | .180-.230 4.57-5.84 or (2) .110 2.79 Max. | Brass | .014 0.36 | .640 16.26 | X | — | X | 63596-1 |
| | | | | Brass, Pre-Tin | .014 0.36 | .640 16.26 | X | — | X | 63596-2 |
| 18-14 | A | .020 0.51 | .110-.160 2.79-4.06 | Brass, Tin Plated | .012 0.31 | .590 14.99 | X | — | X | 1217149-1 |
| | D | .020 0.51 | .150-.190 3.81-4.83 | Brass | .014 0.36 | .640 16.26 | X | — | X | 62016-1 |
| | | | .150-.190 3.81-4.83 | Brass, Tin Plated | .014 0.36 | .640 16.26 | X | — | X | 62016-2 |
| | | .032 0.81 | .150-.190 3.81-4.83 | Brass, Pre-Tin | .014 0.36 | .640 16.26 | X | — | X | 63697-1 |
| | F | .020 0.51 | .110-.160 2.79-4.06 | Brass, Tin Plated | .014 0.36 | .615 15.62 | — | — | — | 1217151-1[5] |

[1] No Insulation support.
[2] UL listed and CSA certified for 22- 20 AWG.
[3] Also capable of accepting (2) 20 AWG wires.
[4] Stress relieved.
[5] Tab stock thickness .020 [0.51].

**Note:** All part numbers are RoHS compliant.





Catalog 82004
Revised 3-11

www.te.com

Dimensions are shown for reference purposes only. Specifications subject to change.

Dimensions are in inches and millimeters unless otherwise specified.
USA: +1 (800) 522-6752

Canada: +1 (905) 475-6222
Mexico/C. Am.: +52 (0) 55-1106-0800
Latin/S. Am.: +54 (0) 11-4733-2200
Germany: +49 (0) 6251-133-1999

UK: +44 (0) 800-267666
France: +33 (0) 1-3420-8686
Netherlands: +31 (0) 73-6246-999
China: +86 (0) 400-820-6015

## 187 Series Tab-Lok Flags

### Flag Receptacles, Insulation Support

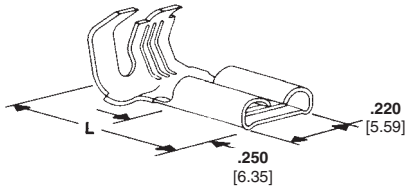


**A — Premier Line**

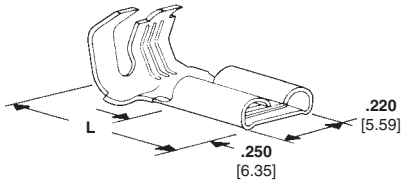


**B — Budget Line**

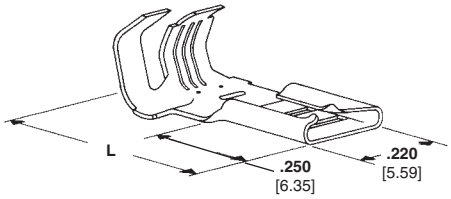


**C — Economy Line**

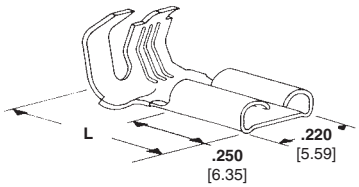


**D — Moldable Line**

| Wire Range AWG | Style | Tab Fit | Insulation Diameter | Material and Finish | Stock Thickness | L (Overall Length) | UL | CSA | Terminal Part Number |
|---|---|---|---|---|---|---|---|---|---|
| 20-16 | A | **.020** 0.51 | **.110-.170** 2.79-4.32 | Brass | **.012** 0.31 | **.530** 13.46 | X | — | X | 42486-1 |
| | | **.020** 0.51 | **.110-.170** 2.79-4.32 | Brass, Tin Plated | **.012** 0.31 | **.530** 13.46 | X | — | X | 42486-2 |
| | | **.020** 0.51 | **.110-.170** 2.79-4.32 | Steel, Nickel Plated | **.012** 0.31 | **.530** 13.46 | — | X | X | 42486-3 |
| | | **.020** 0.51 | **.110-.170** 2.79-4.32 | Brass, Silver Plated | **.012** 0.31 | **.530** 13.46 | X | — | X | 42486-4 |
| | | **.032** 0.81 | **.110-.170** 2.79-4.32 | Brass, Tin Plated | **.012** 0.31 | **.530** 13.46 | X | — | X | 62591-1 |
| | | **.032** 0.81 | **.110-.170** 2.79-4.32 | Steel, Nickel Plated | **.012** 0.31 | **.530** 13.46 | — | X | X | 63696-1 |
| | B | **.020** 0.51 | **.110-.170** 2.79-4.32 | Brass | **.012** 0.31 | **.530** 13.46 | X | — | X | 42618-1 |
| | | **.020** 0.51 | **.110-.170** 2.79-4.32 | Brass, Tin Plated | **.012** 0.31 | **.530** 13.46 | X | — | X | 42618-2 |
| | | **.020** 0.51 | **.170-.225** 4.32-5.72 | Brass | **.012** 0.31 | **.575** 14.61 | X | — | X | 62817-1 |
| | | **.032** 0.81 | **.110-.170** 2.79-4.32 | Brass | **.012** 0.31 | **.530** 13.46 | X | — | X | 63748-1 |
| | C | **.020** 0.51 | **.110-.170** 2.79-4.32 | Brass | **.012** 0.31 | **.530** 13.46 | X | — | X | 42800-1 |
| | | **.020** 0.51 | **.110-.170** 2.79-4.32 | Brass, Tin Plated | **.012** 0.31 | **.530** 13.46 | X | — | X | 42800-2 |
| | | **.032** 0.81 | **.110-.170** 2.79-4.32 | Brass | **.012** 0.31 | **.530** 13.46 | X | — | X | 60529-1 |
| | | **.032** 0.81 | **.110-.170** 2.79-4.32 | Brass, Tin Plated | **.012** 0.31 | **.530** 13.46 | X | — | X | 60529-2 |
| | D | **.020** 0.51 | **.110-.170** 2.79-4.32 | Brass | **.012** 0.31 | **.530** 13.46 | X | — | X | 61029-1 |
| | | **.020** 0.51 | **.110-.170** 2.79-4.32 | Brass, Tin Plated | **.012** 0.31 | **.530** 13.46 | X | — | X | 61029-2 |
| 18-14 or (2) 18 | A | **.032** 0.81 | **.110-.190** 2.79-4.83 (2) **.105** 2.67 Max. | Brass, Tin Plated | **.014** 0.36 | **.530** 14.36 | X | — | X | 1742422-1 |
| | B | **.032** 0.81 | **.110-.190** 2.79-4.83 (2) **.105** 2.67 Max. | Brass, Tin Plated | **.014** 0.36 | **.530** 14.36 | X | — | X | 1217027-1 |

**Note:** All part numbers are RoHS compliant.



Catalog 82004
Revised 3-11

www.te.com

Dimensions are shown for reference purposes only. Specifications subject to change.

Dimensions are in inches and millimeters unless otherwise specified.
USA: +1 (800) 522-6752

Canada: +1 (905) 475-6222
Mexico/C. Am.: +52 (0) 55-1106-0800
Latin/S. Am.: +54 (0) 11-4733-2200
Germany: +49 (0) 6251-133-1999

UK: +44 (0) 800-267666
France: +33 (0) 1-3420-8686
Netherlands: +31 (0) 73-6246-999
China: +86 (0) 400-820-6015

## 187 Series C-Crimp Flag Receptacles

### C-Crimp Line

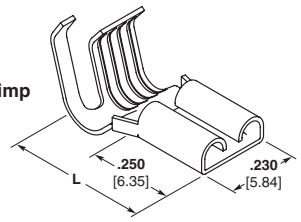


A — 187 Series C-Crimp Flag Receptacles

| Wire Range AWG | Style | Tab Fit | Insulation Diameter | Material and Finish | Stock Thickness | L (Overall Length) | UL | CSA | SA | Terminal Part Number |
|---|---|---|---|---|---|---|---|---|---|---|
| 20-16 | A | **.020** 0.51 | **.090-.130** 2.29-3.30 | Brass | **.014** 0.36 | **.522** 13.26 | X | — | X | 1217009-1 |
| | | **.020** 0.51 | **.090-.130** 2.29-3.30 | Brass, Tin Plated | **.014** 0.36 | **.522** 13.26 | X | — | X | 1217009-2 |
| | | **.032** 0.81 | **.090-.130** 2.29-3.30 | Brass | **.014** 0.36 | **.522** 13.26 | X | — | X | 1217010-1 |
| | | **.032** 0.81 | **.090-.130** 2.29-3.30 | Brass, Tin Plated | **.014** 0.36 | **.522** 13.26 | X | — | X | 1217010-2 |
| 18-14 | A | **.032** 0.81 | **.100-.155** 2.54-3.94 | Brass | **.016** 0.41 | **.535** 13.59 | X[1] | — | X[1] | 1217244-1 |
| | | **.032** 0.81 | **.100-.155** 2.54-3.94 | Brass, Tin Plated | **.016** 0.41 | **.535** 13.59 | X | — | X | 1217244-2 |

[1] 16 & 18 AWG only.

## 187 Series F-Crimp Flags

### F-Crimp Line

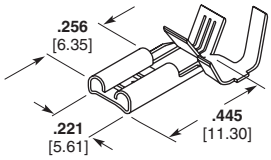


A — End of Wire with Insulation Support

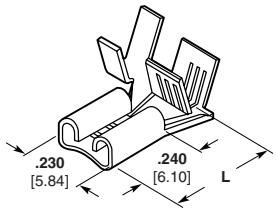


B — Center Strip with Insulation Support

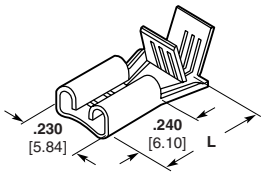


C — Center Strip with No Insulation Support

| Wire Range AWG | Style | Tab Fit | Insulation Diameter | Material and Finish | Stock Thickness | L (Overall Length) | UL | CSA | SA | Terminal Part Number |
|---|---|---|---|---|---|---|---|---|---|---|
| 22-18 | A | **.020** 0.51 | **.060-.110** 1.52-2.79 | Brass | **0.012** 0.31 | **0.445** 11.30 | X | — | X | 1742086-1 |
| | | **.020** 0.51 | **.060-.110** 1.52-2.79 | Brass, Tin Plated | **0.012** 0.31 | **0.445** 11.30 | X | — | X | 1742086-2 |
| | | **.032** 0.81 | **.060-.110** 1.52-2.79 | Brass | **0.012** 0.31 | **0.445** 11.30 | X | — | X | 1742087-1 |
| | | **.032** 0.81 | **.060-.110** 1.52-2.79 | Brass, Tin Plated | **0.012** 0.31 | **0.445** 11.30 | X | — | X | 1742087-2 |
| 20-16 | B | **.020** 0.51 | **.090-.130** 2.29-3.30 | Brass | **.012** 0.31 | **.596** 15.14 | — | — | — | 626412-1 |
| 18-14 | B | **.020** 0.51 | **.060-.150** 1.52-3.81 | Brass | **.016** 0.41 | **.430** 10.92 | X | — | X | 63512-1 |
| | | **.032** 0.81 | **.060-.150** 1.52-3.81 | Brass | **.016** 0.41 | **.430** 10.92 | X | — | X | 63316-1 |
| | | **.032** 0.81 | **.060-.150** 1.52-3.81 | Brass, Tin Plated | **.016** 0.41 | **.430** 10.92 | X | — | X | 63316-2 |
| | | **.032** 0.81 | **.060-.150** 1.52-3.81 | Steel, Nickel Plated | **.016** 0.41 | **.430** 10.92 | — | X | X | 63316-3 |
| | C | **.032** 0.81 | — | Brass | **.016** 0.41 | **.430** 10.92 | X | — | X | 63317-1 |
| 18-14 or (2) 18 | A | **.020** 0.51 | **.110-.150 or 2-.110** 2.79-3.81 or 2-2.79 max | Brass | **0.012** 0.31 | **0.445** 11.30 | X[1] | — | X[1] | 1742088-1 |
| | | **.020** 0.51 | **.110-.150 or 2-.110** 2.79-3.81 or 2-2.79 max | Brass, Tin Plated | **0.012** 0.31 | **0.445** 11.30 | X[1] | — | X[1] | 1742088-2 |
| | | **.032** 0.81 | **.110-.150 or 2-.110** 2.79-3.81 or 2-2.79 max | Brass | **0.012** 0.31 | **0.445** 11.30 | X[1] | — | X[1] | 1742089-1 |
| | | **.032** 0.81 | **.110-.150 or 2-.110** 2.79-3.81 or 2-2.79 max | Brass, Tin Plated | **0.012** 0.31 | **0.445** 11.30 | X[1] | — | X[1] | 1742089-2 |
| 18 or (2) 18 | A | **.020** 0.51 | **.110-.150 or 2-.110** 2.79-3.81 or 2-2.79 max | Steel, Nickel Plated | **0.012** 0.31 | **0.445** 11.30 | — | X[1] | — | 1742312-1 |
| | | **.032** 0.81 | **.110-.150 or 2-.110** 2.79-3.81 or 2-2.79 max | Steel, Nickel Plated | **0.012** 0.31 | **0.445** 11.30 | — | X[1] | — | 1742049-1 |

[1] UL/CSA Approved for 18 & 16 AWG only

**Note:** All part numbers are RoHS compliant.



Catalog 82004
Revised 3-11

www.te.com

Dimensions are shown for reference purposes only. Specifications subject to change.

Dimensions are in inches and millimeters unless otherwise specified.
USA: +1 (800) 522-6752

Canada: +1 (905) 475-6222
Mexico/C. Am.: +52 (0) 55-1106-0800
Latin/S. Am.: +54 (0) 11-4733-2200
Germany: +49 (0) 6251-133-1999

UK: +44 (0) 800-267666
France: +33 (0) 1-3420-8686
Netherlands: +31 (0) 73-6246-999
China: +86 (0) 400-820-6015

## 125 Series Receptacles

### Insulation Support

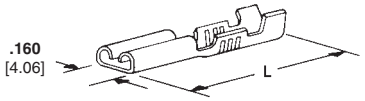


**A- Receptacle with Insulation Support**

| Wire Range AWG | Style | Tab Fit | Insulation Diameter | Material and Finish | Stock Thickness | L (Overall Length) | UL | CSA | Terminal Part Number |
|---|---|---|---|---|---|---|---|---|---|
| 22-18 | A | **.020** 0.51 | **.090-.110** 2.29-2.79 | Brass | **.010** 0.25 | **.635** 16.13 | — | — | — | 63705-1 |

## 110 Series Receptacles

### Straight Receptacles

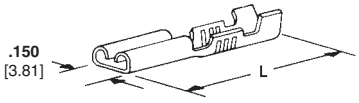


**A — FASTON Receptacles with Insulation Support**

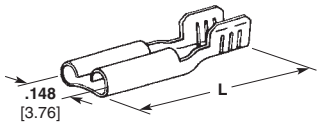


**B — FASTON Receptacles with No Insulation Support**

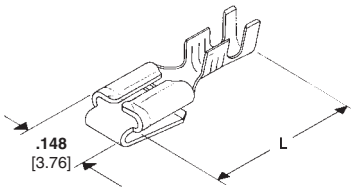


**C — Commercial Line Receptacle and Tab Combination**

| Wire Range AWG | Style | Fits Tab Type[7] | Tab Fit | Insulation Diameter | Material and Finish | Stock Thickness | L (Overall Length) | UL | CSA | Terminal Part Number |
|---|---|---|---|---|---|---|---|---|---|---|
| 26-22 | B | — | **.020** 0.51 | — | Brass, Tin Plated | **.010** 0.25 | **.327** 8.31 | — | — | — | 63837-1 |
| | | — | **.016** 0.41 | — | Brass | **.010** 0.25 | **.327** 8.31 | — | — | — | 61818-1 |
| 24-22 | A | 1 | **.016** 0.41 | **.040-.060** 1.02-1.52 | Brass, Pre-Tin | **.010** 0.25 | **.635** 16.13 | — | — | — | 42415-1 |
| | | 1 | **.020** 0.51 | **.040-.060** 1.02-1.52 | Brass, Pre-Tin | **.010** 0.25 | **.635** 16.13 | X[1] | — | X | 42067-1 |
| | | 1 | **.020** 0.51 | **.040-.060** 1.02-1.52 | Brass, Pre-Tin | **.010** 0.25 | **.510** 12.95 | X | — | X | 60089-2 |
| | | 1 | **.032** 0.81 | **.040-.060** 1.02-1.52 | Brass, Pre-Tin | **.010** 0.25 | **.635** 16.13 | X[1] | — | X | 63634-1 |
| 22-20 | A | 2 | **.020** 0.51 | **.060-.100** 1.52-2.54 | Brass, Pre-Tin | **.010** 0.25 | **.635** 16.13 | X | — | X | 42236-1 |
| 22-18 | A | 1 | **.012** 0.31 | **.060-.100** 1.52-2.54 | Brass, Pre-Tin | **.010** 0.25 | **.635** 16.13 | — | — | — | 60415-1 |
| | | 1 | **.016** 0.41 | **.060-.100** 1.52-2.54 | Brass, Pre-Tin | **.010** 0.25 | **.635** 16.13 | — | — | — | 60118-1 |
| | | 2 | **.016** 0.41 | **.090-.130** 1.52-2.54 | Brass, Pre-Tin | **.010** 0.25 | **.635** 16.13 | — | — | — | 62523-1 |
| | | 1 | **.020** 0.51 | **.060-.100** 1.52-2.54 | Brass | **.010** 0.25 | **.635** 16.13 | X | — | X | 42068 |
| | | 1 | **.020** 0.51 | **.060-.100** 1.52-2.54 | Brass, Pre-Tin | **.010** 0.25 | **.635** 16.13 | X | — | X | 42068-1 |
| | | 1 | **.020** 0.51 | **.090-.130** 1.52-2.54 | Brass, Pre-Tin | **.010** 0.25 | **.635** 16.13 | X | — | X | 62094-1 |
| | | 1 | **.020** 0.51 | **.090-.130** 1.52-2.54 | Brass | **.010** 0.25 | **.635** 16.13 | X | — | X | 62094-2 |
| | | 2 | **.020** 0.51 | **.120-.140** 3.05-3.56 | Brass, Pre-Tin | **.010** 0.25 | **.635** 16.13 | X | — | X | 60729-1 |
| | | 1 | **.025** 0.51 | **.120-.140** 3.05-3.56 | Brass, Pre-Tin | **.010** 0.25 | **.635** 16.13 | — | — | — | 61158-1 |
| | | 1 | **.032** 0.81 | **.060-.100** 1.52-2.54 | Brass, Pre-Tin | **.010** 0.25 | **.635** 16.13 | X | — | X | 60197-1 |
| | | 3 | **.032** 0.81 | **.060-.100** 1.52-2.54 | Brass, Pre-Tin | **.010** 0.25 | **.635** 16.13 | X | — | X | 60577-1 |
| | | 1 | **.032** 0.81 | **.120-.140** 3.05-3.56 | Brass, Pre-Tin | **.010** 0.25 | **.635** 16.13 | X | — | X | 63954-1 |

[1] UL listed 22 AWG wire only.
[2] No Dimple.
[3] Dimple at special location.
[4] Side feed.
[5] Tab Thickness .020 [0.51].
[6] Tab Thickness .032 [0.81].
[7] Stress relieved.
[8] See page 28 for Mating Tab Designs.

**Note:** All part numbers are RoHS compliant.



Catalog 82004
Revised 3-11

www.te.com

Dimensions are shown for reference purposes only. Specifications subject to change.

Dimensions are in inches and millimeters unless otherwise specified.
USA: +1 (800) 522-6752

Canada: +1 (905) 475-6222
Mexico/C. Am.: +52 (0) 55-1106-0800
Latin/S. Am.: +54 (0) 11-4733-2200
Germany: +49 (0) 6251-133-1999

UK: +44 (0) 800-267666
France: +33 (0) 1-3420-8686
Netherlands: +31 (0) 73-6246-999
China: +86 (0) 400-820-6015

## 110 Series Receptacles (Continued)

### Straight Receptacles (Continued)

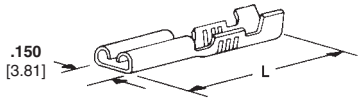


**A — FASTON Receptacles with Insulation Support**

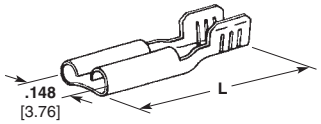


**B — FASTON Receptacles with No Insulation Support**

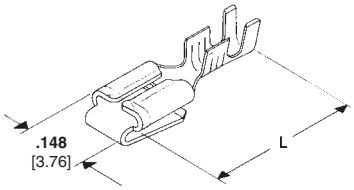


**C — Commercial Line Receptacle and Tab Combination**

| Wire Range AWG | Style | Fits Tab Type[8] | Tab Fit | Insulation Diameter | Material and Finish | Stock Thickness | L (Overall Length) | UL | CSA | Terminal Part Number |
|---|---|---|---|---|---|---|---|---|---|---|
| 22-18 | C | 1 | **.018** 0.46 | **.080-.120** 2.03-3.05 | Brass | **.010** 0.25 | **.630** 16.00 | — | — | 63242-1[5] |
| | | 1 | **.020** 0.51 | **.060-.100** 1.52-2.54 | Brass | **.010** 0.25 | **.630** 16.00 | X | X | 62003-1[5] |
| | | 1 | **.020** 0.51 | **.060-.100** 1.52-2.54 | Brass, Tin Plated | **.010** 0.25 | **.630** 16.00 | X | X | 62003-2[5] |
| | | 1 | **.032** 0.81 | **.080-.120** 2.03-3.05 | Brass, Tin Plated | **.010** 0.25 | **.630** 16.00 | X | X | 63961-1[5] |
| | | 1 | **.032** 0.81 | **.080-.120** 2.03-3.05 | Brass, Tin Plated | **.010** 0.25 | **.630** 16.00 | — | — | 1217145-1[6] |
| 20-18 or (2) 20 | B | 1 | **.016** 0.41 | — | Brass, Pre-Tin | **.010** 0.25 | **.475** 12.07 | — | — | 42398-1 |
| | | 1 | **.020** 0.51 | — | Brass, Pre-Tin | **.010** 0.25 | **.475** 12.07 | X | X | 42399-1 |
| | | 1 | **.032** 0.81 | — | Brass, Pre-Tin | **.010** 0.25 | **.475** 12.07 | X | X | 60601-1 |
| 20-18 | B | — | **.020** 0.51 | — | Brass, Pre-Tin | **.010** 0.25 | **.380** 9.65 | X | X | 62850-1[2] |
| | | — | **.020** 0.51 | — | Brass, Tin Plated | **.010** 0.25 | **.380** 9.65 | X | X | 62850-2[2] |
| 20-16 | A | 1 | **.010** 0.25 | **.060-.100** 1.52-2.54 | Brass, Pre-Tin | **.010** 0.25 | **.625** 15.88 | — | — | 62968-1 |
| | | 1 | **.020** 0.51 | **.060-.100** 1.52-2.54 | Brass, Pre-Tin | **.010** 0.25 | **.635** 16.13 | X | X | 61408-1 |
| | | 1 | **.020** 0.51 | **.060-.100** 1.52-2.54 | Steel, Nickel Plated | **.010** 0.25 | **.635** 16.13 | — | X | 1217102-1 |
| | | 1 | **.020** 0.51 | **.120-.140** 3.05-3.56 | Brass, Pre-Tin | **.010** 0.25 | **.635** 16.13 | X | X | 61400-1 |
| | | 1 | **.020** 0.51 | **.150-.170** 3.81-4.32 | Brass, Tin Plated | **.010** 0.25 | **.635** 16.13 | X | X | 62191-1 |
| | | 1 | **.032** 0.81 | **.120-.140** 3.05-3.56 | Brass, Pre-Tin | **.010** 0.25 | **.635** 16.13 | X | X | 62050-1 |
| | | 1 | **.032** 0.81 | **.120-.140** 3.05-3.56 | Steel, Nickel Plated | **.010** 0.25 | **.635** 16.13 | — | X | 62050-2 |
| | | 2 | **.032** 0.81 | **.120-.140** 3.05-3.56 | Brass, Pre-Tin | **.010** 0.25 | **.635** 16.13 | X | X | 63703-1 |
| | B | 1 | **.016** 0.41 | — | Brass, Pre-Tin | **.010** 0.25 | **.537** 13.64 | — | — | 61457-1 |
| | | 1 | **.032** 0.81 | — | Brass, Pre-Tin | **.010** 0.25 | **.415** 10.54 | X | X | 63560-1 |
| 18-14 | A | — | **.032** 0.81 | **.110-.190** 2.79-4.83 | Brass, Tin Plated | **.012** 0.30 | **.625** 15.88 | — | — | 63093-1[2, 7] |
| | B | — | **.020** 0.51 | — | Brass, Tin Plated | **.010** 0.25 | **.475** 12.07 | X | X | 62474-1[3,4] |
| | | 1 | **.020** 0.51 | — | Brass, Pre-Tin | **.010** 0.25 | **.475** 12.07 | X | X | 62852-1[4] |

[1] UL listed 22 AWG wire only.
[2] No Dimple.
[3] Dimple at special location.
[4] Side feed.
[5] Tab Thickness .020 [0.51].
[6] Tab Thickness .032 [0.81].
[7] Stress relieved.
[8] See page 28 for Mating Tab Designs.

**Note:** All part numbers are RoHS compliant.





Catalog 82004
Revised 3-11

www.te.com

Dimensions are shown for reference purposes only. Specifications subject to change.

Dimensions are in inches and millimeters unless otherwise specified.
USA: +1 (800) 522-6752

Canada: +1 (905) 475-6222
Mexico/C. Am.: +52 (0) 55-1106-0800
Latin/S. Am.: +54 (0) 11-4733-2200
Germany: +49 (0) 6251-133-1999

UK: +44 (0) 800-267666
France: +33 (0) 1-3420-8686
Netherlands: +31 (0) 73-6246-999
China: +86 (0) 400-820-6015

# 110 Series F-Crimp Flags

## Flag Receptacles

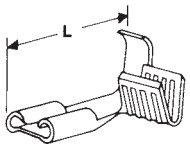


A — FASTON Flag Receptacle with Insulation Support

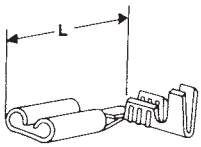


B — FASTON Flag Receptacle with Insulation Support

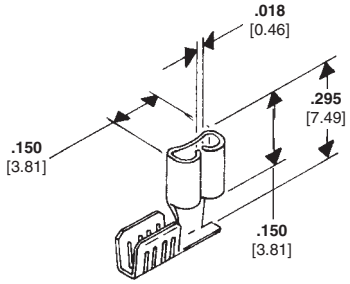


C — FASTON Flag Receptacle with No Insulation Support

| Wire Range AWG | Style | Fits Tab Type[2] | Tab Fit | Insulation Diameter | Material and Finish | Stock Thickness | L (Overall Length) | UL | CSA | SEMKO | Terminal Part Number |
|---|---|---|---|---|---|---|---|---|---|---|---|
| 26-22 | B | * | **.020** 0.51 | **.040-.080** 1.02-2.03 | Brass, Pre-Tin | **.010** 0.25 | **.430** 10.92 | X[3] | — | X[3] | 1742219-1 |
| 22-18 | A | * | **.016** 0.41 | **.065-.100** 1.65-2.54 | Brass, Pre-Tin | **.010** 0.25 | **.460** 11.68 | — | — | — | 61459-1 |
| | | * | **.020** 0.51 | **.065-.100** 1.65-2.54 | Brass, Pre-Tin | **.010** 0.25 | **.460** 11.68 | X | — | X | 61372-1 |
| | | * | **.020** 0.51 | **.065-.100** 1.65-2.54 | Brass, Tin Plated | **.012** 0.30 | **.460** 11.68 | X | — | X | 60605-1 |
| | | * | **.025** 0.64 | **.065-.100** 1.65-2.54 | Brass, Pre-Tin | **.010** 0.25 | **.460** 11.68 | — | — | — | 61530-1 |
| | | * | **.032** 0.81 | **.065-.100** 1.65-2.54 | Brass, Pre-Tin | **.010** 0.25 | **.460** 11.68 | X | — | X | 61971-1 |
| | B | * | **.020** 0.51 | **.060-.100** 1.52-2.54 | Brass, Pre-Tin | **.010** 0.25 | **.430** 10.92 | X | — | X | 61481-1 |
| | | * | **.020** 0.51 | **.060-.100** 1.52-2.54 | Brass, Tin Plated | **.012** 0.30 | **.430** 10.92 | X | — | X | 61070-1 |
| | | * | **.020** 0.51 | **.060-.100** 1.52-2.54 | Brass | **.012** 0.30 | **.430** 10.92 | X | — | X | 61070-2 |
| | | * | **.025** 0.64 | **.060-.100** 1.52-2.54 | Brass, Pre-Tin | **.010** 0.25 | **.430** 10.92 | — | — | — | 1217138-1 |
| | | * | **.032** 0.81 | **.060-.100** 1.52-2.54 | Brass, Pre-Tin | **.010** 0.25 | **.430** 10.92 | X | — | X | 62336-1 |
| | | * | **.032** 0.81 | **.060-.100** 1.52-2.54 | Steel, Nickel Plated | **.010** 0.25 | **.430** 10.92 | — | — | — | 62336-2 |
| 22-16 | C | — | **.015** 0.38 | — | Brass, Pre-Tin | **.010** 0.25 | **.295** 7.49 | — | — | — | 63990-1 |
| | | — | **.020** 0.51 | — | Brass | **.012** 0.30 | **.295** 7.49 | X[1] | — | X | 60991-1 |
| | | — | **.020** 0.51 | — | Brass, Pre-Tin | **.010** 0.25 | **.295** 7.49 | X[1] | — | X | 61549-1 |
| | | 1 | **.020** 0.51 | — | Brass, Pre-Tin | **.010** 0.25 | **.295** 7.49 | X[1] | — | X | 62321-1 |

* No Tab Type
[1] UL listed and CSA certified for 22-18 AWG.
[2] See below for Mating Tab Designs.
[3] UL listed and CSA certified for 22 AWG wire only.

## Mating 110 Series Tab Designs

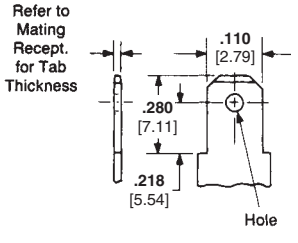


Mating 110 Series Tab Dimension Type 1

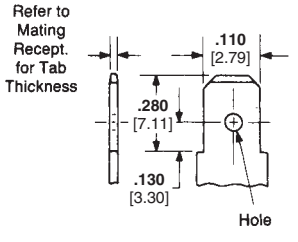


Mating 110 Series Tab Dimensions Type 2

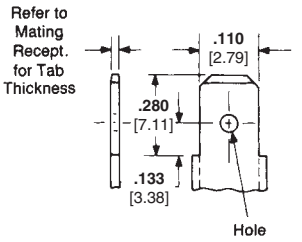


Mating 110 Series Tab Dimensions Type 3

**Note:** All part numbers are RoHS compliant.



Catalog 82004
Revised 3-11

www.te.com

Dimensions are shown for reference purposes only. Specifications subject to change.

Dimensions are in inches and millimeters unless otherwise specified.
USA: +1 (800) 522-6752

Canada: +1 (905) 475-6222
Mexico/C. Am.: +52 (0) 55-1106-0800
Latin/S. Am.: +54 (0) 11-4733-2200
Germany: +49 (0) 6251-133-1999

UK: +44 (0) 800-267666
France: +33 (0) 1-3420-8686
Netherlands: +31 (0) 73-6246-999
China: +86 (0) 400-820-6015

## AMPLIVAR Receptacles

### 250 Series FASTON Receptacles

**Stock Thickness** — .016 [0.41]

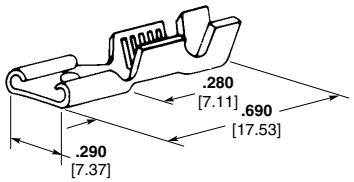


| Magnet Wire Range AWG | Magnet Wire Range mm² | Insulation Diameter | Mating Tab Thk. | Material | Material Thickness | Part Number |
|---|---|---|---|---|---|---|
| 24-19 | 0.23-0.70 | **.050-.080** 1.30-2.00 | **.020** 0.51 | Brass / Tin Plated Brass | **.016** 0.41 | 63623-1[1] / 63623-2[1] |
| 23-19 or (2) 24 or (2) 26 | 0.29-0.70 or (2) 0.23 or (2) 0.15 | **.050-.100** 1.30-2.55 | **.025** 0.64 | Brass | **.016** 0.41 | 62069-1[3] |
| 20-16 or (2) 23 or (2) 20 | 0.57-1.39 or (2) 0.29 or (2) 0.57 | **.100-.140** 2.55-3.55 or (2) **.060** 1.52 Max. | **.032** [0.81] | Brass / Tin Plated Brass | **.016** 0.41 | 60384-1 / 60384-2 |
| 20-16 | 0.57-1.39 | **.100-.140** 2.55-3.55 | **.020** 0.51 | Brass | **.016** 0.41 | 62080-1 |
| 18-14 or (2) 17 | 0.88-2.19 or (2) 1.11 | **.120-.170** 3.05-4.30 or (2) **.060** 1.52 Max. | .032 [0.81] | Tin Plated Brass | **.016** 0.41 | 60385-2 |
| 18-14 or (2) 19 | 0.88-2.19 or (2) 0.70 | **.120-.170** 3.05-4.30 | **.020** 0.51 | Brass | **.016** 0.41 | 63622-1[1] |
| 18-14 or (2) 19 | 0.88-2.19 or (2) 0.70 | **.120-.170** 3.05-4.30 | **.032** 0.81 | Brass | **.016** 0.41 | 1217835-1 |

[1] Low insertion force
[2] Quick-Change Applicator for AMP-O-LECTRIC Machine 565435-5.
[3] Mates to .025 [0.64] thick tab.

### 187 Series FASTON Receptacle

**Stock Thickness** — .016 [0.41]

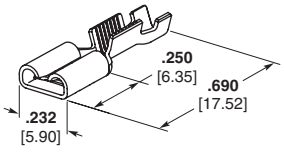


| Magnet Wire Range AWG | Magnet Wire Range mm² | Insulation Diameter | Mating Tab Thk. | Material | Material Thickness | Part Number |
|---|---|---|---|---|---|---|
| 20-16 | 0.57-1.39 | **.050-.090** 1.27-2.29 | **.032** 0.81 | Tin Plated Phosphor Bronze | **.016** 0.41 | 1742678-2 |

**Note:** All part numbers are RoHS compliant.



Catalog 82004
Revised 3-11

www.te.com

Dimensions are shown for reference purposes only. Specifications subject to change.

Dimensions are in inches and millimeters unless otherwise specified.
USA: +1 (800) 522-6752

Canada: +1 (905) 475-6222
Mexico/C. Am.: +52 (0) 55-1106-0800
Latin/S. Am.: +54 (0) 11-4733-2200
Germany: +49 (0) 6251-133-1999

UK: +44 (0) 800-267666
France: +33 (0) 1-3420-8686
Netherlands: +31 (0) 73-6246-999
China: +86 (0) 400-820-6015

## AMPLIVAR Receptacles (Continued)

### 187 Series FASTON Flag Receptacles

**Stock Thickness** — .016 [0.41]

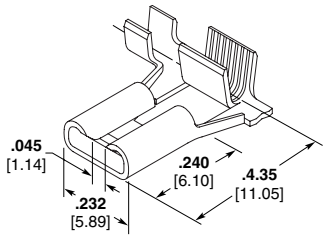


| Magnet Wire Range | | Insulation Diameter | Mating Tab Thk. | Material | Material Thickness | Part Number |
|---|---|---|---|---|---|---|
| CMA | mm² | | | | | |
| 500-1200 | 0.25-0.61 | **.020-.040** 0.51-1.02 | **.020** 0.51 | Tin Plated Brass | **.016** 0.41 | 63942-1 |
| 24-20 AWG | 0.2-0.5 | **.020-.040** 0.51-1.02 | **.032** 0.81 | Tin Plated Brass | **.016** 0.41 | 1217624-1 |
| 20-16 AWG | 0.57-1.39 | **.050-.090** 1.27-2.29 | **.032** 0.81 | Tin Plated Phosphor Bronze | **.016** 0.41 | 1742679-2 |
| 1200-2350 | 0.61-1.19 | **.020-.040** 0.51-1.02 | **.020** 0.51 | Tin Plated Brass | **.016** 0.41 | 63941-1 |
| 2000-4000 | 1.01-2.03 | **.020-.040** 0.51-1.02 | **.032** 0.81 | Tin Plated Brass | **0.016** 0.41 | 1217955-1 |
| 2000-4050 | 1.01-2.05 | **.020-.040** 0.51-1.02 | **.020** 0.51 | Tin Plated Brass | **.016** 0.41 | 63940-1 |
| 2000-4050 | 1.01-2.05 | **.020-.040** 0.51-1.02 | **.032** 0.81 | Tin Plated Brass | **.016** 0.41 | 1217417-1 |
| 3000-6000 | 1.52-3.04 | **.020-.040** 0.51-1.02 | **.020** 0.51 | Tin Plated Brass | **.016** 0.41 | 1217899-1 |

### 250 Series FASTON Flag Receptacles

**Stock Thickness** — .018 [0.45]

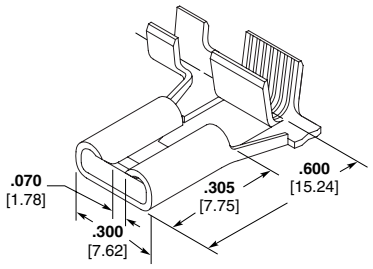


| Magnet Wire Range | | Insulation Diameter | Mating Tab Thk. | Material | Material Thickness | Part Number |
|---|---|---|---|---|---|---|
| CMA | mm² | | | | | |
| 16-12 | 1.39-3.47 | **.120-.170** 3.05-4.32 | **.032** 0.81 | Tin Plated Phos Bronze | **.018** 0.45 | 63944-1 |

**Note:** All part numbers are RoHS compliant.



Catalog 82004
Revised 3-11

www.te.com

Dimensions are shown for reference purposes only. Specifications subject to change.

Dimensions are in inches and millimeters unless otherwise specified.
USA: +1 (800) 522-6752

Canada: +1 (905) 475-6222
Mexico/C. Am.: +52 (0) 55-1106-0800
Latin/S. Am.: +54 (0) 11-4733-2200
Germany: +49 (0) 6251-133-1999

UK: +44 (0) 800-267666
France: +33 (0) 1-3420-8686
Netherlands: +31 (0) 73-6246-999
China: +86 (0) 400-820-6015

## Miscellaneous Tab Receptacles

### Tab Receptacles




A

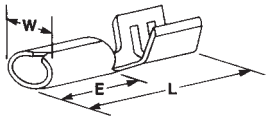


B

| Wire Range AWG | Wire Range mm² | Type | Insul. Dia. Range | Stock Thk. | Material and Finish | Fits Tab | Dimensions E | Dimensions L | Dimensions W | Part No. |
|---|---|---|---|---|---|---|---|---|---|---|
| 26-22 | 0.12-0.4 | A | **.035-.065**<br>0.89-1.65 | **.010**<br>.025 | Pre-Tin Brass | **.031 x .093**<br>0.79 x 2.36 | **.190**<br>4.83 | **.475**<br>12.06 | **.120**<br>3.05 | 61813-1[5] |
| 24-20 | 0.2-0.6 | A | **.040-.080**<br>1.02-2.03 | **.010**<br>0.25 | Tin Plated Brass | **.031 x .062**<br>0.79 x 1.57 | **.187**<br>4.75 | **.462**<br>11.73 | **.090**<br>2.29 | 60900-1[1]<br>60900-4[2] |
| | | B | — | **.010**<br>0.25 | Tin Plated Brass | **.015 x .050**<br>0.38 x 1.27 | **.145**<br>3.68 | **.310**<br>7.87 | **.070**<br>1.78 | 62352-1 |
| 22-18 | 0.3-0.9 | A | **.050-.085**<br>1.27-2.16 | **.010**<br>0.25 | Pre-Tin Brass | **.010 x .093**<br>0.25 x 2.36 | **.190**<br>4.83 | **.480**<br>12.19 | **.120**<br>3.05 | 63391-1[3,4]<br>63391-2[4] |
| 20-18 | 0.5-0.9 | A | **.080-.120**<br>2.03-3.05 | **.010**<br>0.25 | Pre-Tin Brass | **.032 x .103**<br>0.81 x 2.62 | **.200**<br>5.08 | **.480**<br>12.19 | **.126**<br>3.2 | 60252-1[6] |
| | | | | | Pre-Tin Brass | **.020 x .103**<br>0.51 x 2.62 | **.200**<br>5.08 | **.480**<br>12.19 | **.126**<br>3.2 | 60432-1[6] |

[1] Available in loose piece form, order Part Number 61454-1.
[2] Reverse reel of 60900-1.
[3] Loose piece form of Part Number 63391-2.
[4] Mechanically compliant base.
[5] No dimple.
[6] Dimple.

**Note:** All part numbers are RoHS compliant.



Catalog 82004
Revised 3-11

www.te.com

Dimensions are shown for reference purposes only. Specifications subject to change.

Dimensions are in inches and millimeters unless otherwise specified.
USA: +1 (800) 522-6752

Canada: +1 (905) 475-6222
Mexico/C. Am.: +52 (0) 55-1106-0800
Latin/S. Am.: +54 (0) 11-4733-2200
Germany: +49 (0) 6251-133-1999

UK: +44 (0) 800-267666
France: +33 (0) 1-3420-8686
Netherlands: +31 (0) 73-6246-999
China: +86 (0) 400-820-6015