THIS DRAWING IS UNPUBLISHED. RELEASED FOR PUBLICATION –.–.
© COPYRIGHT – By – ALL RIGHTS RESERVED.

REVISIONS					
P	LTR	DESCRIPTION	DATE	DWN	APVD
	B	REVISED PER ECO-14-000320	09JAN2014	NK	RH
	C	REVISED PER ECO-16-018654	15MAY2017	RK	PO

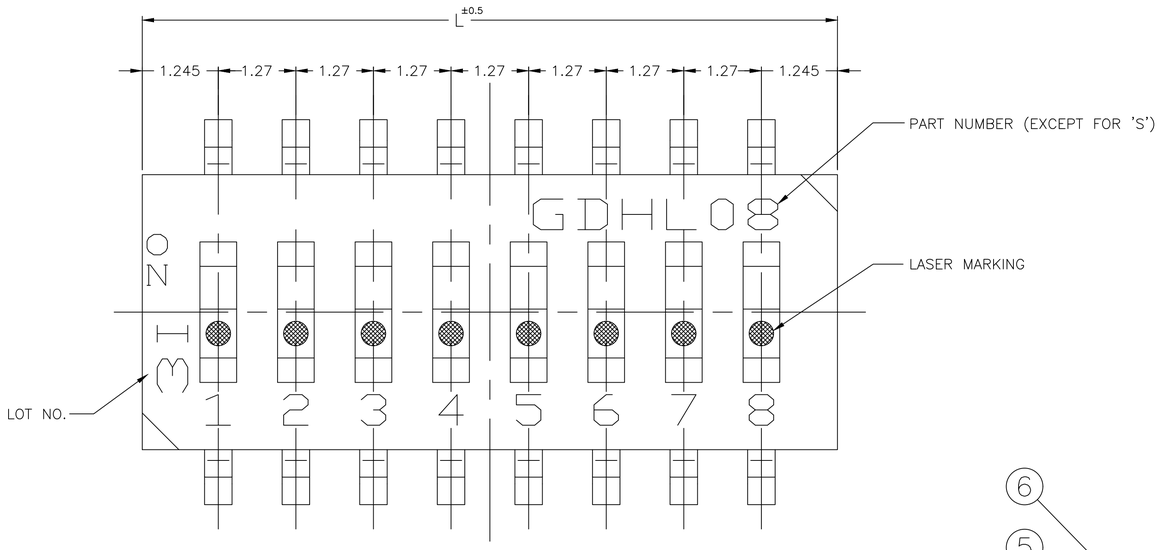

LOT NO.

3 | 1

YEAR 2013 | MONTH 9

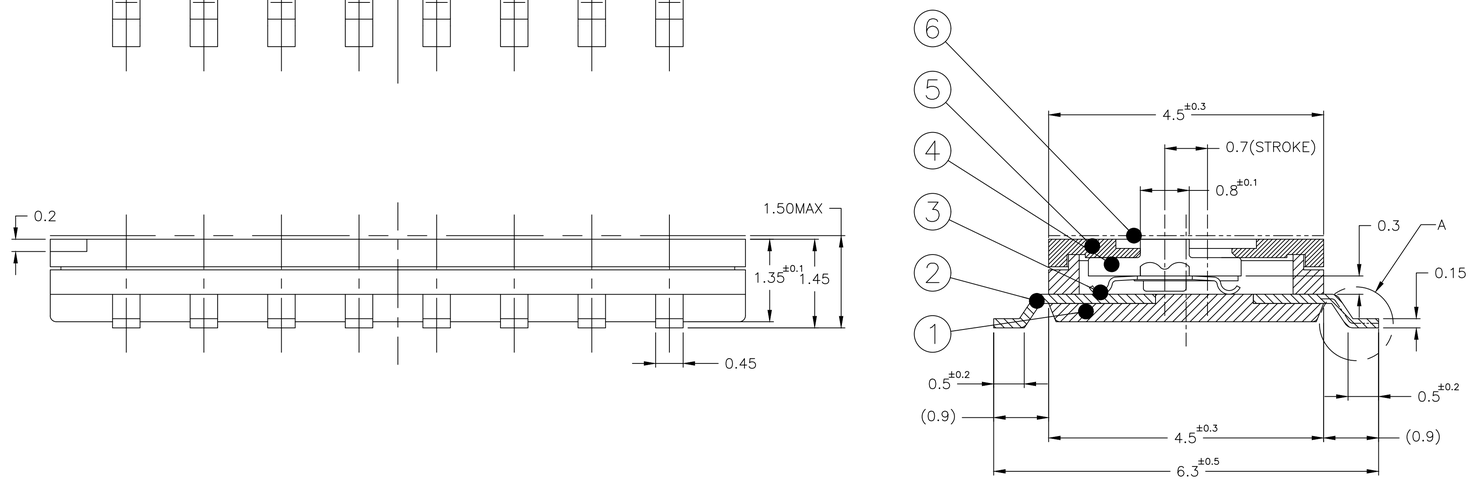

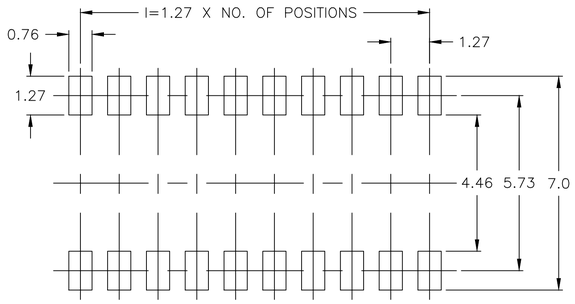

PCB LAYOUT

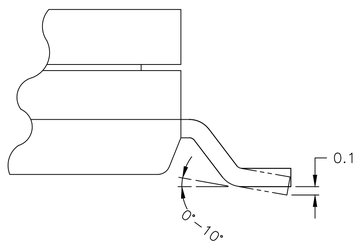

A: TERMINAL LAYOUT

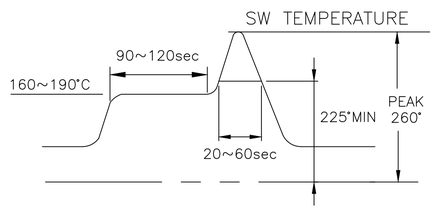

SOLDERING TEMPERATURE PROFILE

SPECIFICATIONS:

MATERIALS:

CASE–PPS UL94V–0, BLACK
COVER–PPS UL94V–0, BLACK
ACTUATOR–LCP UL94V–0, WHITE
FIXED CONTACT–COPPER ALLOY, GOLD OVER NICKEL PLATE
MOVING CONTACT–COPPER ALLOY, GOLD OVER NICKEL PLATE
TERMINAL–COPPER ALLOY, GOLD OVER NICKEL PLATE
TAPE SEAL–POLYMIDE FILM

ELECTRICAL:

CONTACT RATING: NON–SWITCHING: 100 MILLIAMPS @50 VDC
SWITCHING: 25 MILLIAMPS @24 VDC
INITIAL CONTACT RESISTANCE:100 MILLIOHMS MAX. @2 VDC. 10 mA.
INSULATION RESISTANCE: 100 MEGOHMS MIN AT 100 VDC
DIELECTRIC STRENGTH: 300 VAC, 1 MINUTE.
LIFE EXPECTANCY: 1,000 CYCLES MIN.

MECHANICAL:
ACTUATION FORCE: 4.94 (490gf) MAX.

ENVIRONMENTAL:

OPERATING TEMPERATURE: –30°C TO +85°C
STORAGE TEMPERATURE: –45°C TO +100°C
SOLDER HEAT RESISTANCE PER 109–201, CONDITION B SWITCH IN OFF POSITION
SOLDERABILITY PER JIS C 0050 & JIS C 0053

NOTES:

1 SUPPLIED WITH TAPE SEAL STANDARD

2 SWITCH IS TO HAVE OVERALL HEIGHT AS SHOWN

3 ALL MATERIALS AND FINISHES SHALL COMPLY WITH EU DIRECTIVE 2002/95/EC OF 27JAN2003 (ROHS)

4 TAPE AND REEL PACKAGING PER EIA–481

PACKAGING	DIM L	T&B P/N	PART NUMBER
OBSOLETE	T&R	13.92 (.548)	GDHL10STR	1–1977103–0
OBSOLETE	TUBE	13.92 (.548)	GDHL10S	1977103–9
	T&R	11.38 (.448)	GDHL08STR	1977103–8
	TUBE	11.38 (.448)	GDHL08S	1977103–7
OBSOLETE	T&R	8.84 (.348)	GDHL06STR	1977103–6
OBSOLETE	TUBE	8.84 (.348)	GDHL06S	1977103–5
	T&R	6.30 (.248)	GDHL04STR	1977103–4
OBSOLETE	TUBE	6.30 (.248)	GDHL04S	1977103–3
OBSOLETE	T&R	3.76 (.148)	GDHL02STR	1977103–2
OBSOLETE	TUBE	3.76 (.148)	GDHL02S	1977103–1

THIS DRAWING IS A CONTROLLED DOCUMENT.

DIMENSIONS: mm

TOLERANCES UNLESS OTHERWISE SPECIFIED:
0 PLC ± –
1 PLC ± –
2 PLC ± 0.20
3 PLC ± –
4 PLC ± –
ANGLES ± –

MATERIAL –
FINISH –

DWN M.BINNER 17APR07
CHK M.S.SARVER –
APVD – –
PRODUCT SPEC —
APPLICATION SPEC —
WEIGHT

TE Connectivity

NAME LOW PROFILE DIP SWITCH GDHL –

SIZE	CAGE CODE	DRAWING NO	RESTRICTED TO
A1	00779	C-1977103	—

CUSTOMER DRAWING | SCALE 10:1 | SHEET 1 OF 1 | REV C

4805 (1/15)