JMSCD-26XP ✔ ACTIVE

CII

TE Internal #: 1-1617128-4

TO-5/.100 Grid Relays, Contact Arrangement 2 Form C, DPDT, 2 C /O, 26.5VDC Input Voltage, 26.5VDC Coil Voltage Rating, 3300Ω Coil Resistance

View on TE.com >

Relays & Contactors > Relays > Mil-Aero Relays > TO-5/.100 Grid Relays



Contact Arrangement: **2 Form C, DPDT, 2 C/O**

Input Voltage: **26.5 VDC**

Coil Voltage Rating: **26.5 VDC**

Coil Resistance: **3300 Ω**

Coil Power Rating DC: **213 mW**

Features

Configuration Features

Coil Special Features	Coil Polarity Protection Diode, Coil Suppression Diode
Contact Arrangement	2 Form C, DPDT, 2 C/O

Electrical Characteristics

Contact Current Rating	1 A
Contact Switching Voltage (Max)	28 VDC
Input Voltage	26.5 VDC
Coil Voltage Rating	26.5 VDC
Coil Resistance	3300 Ω
Coil Power Rating DC	213 mW

Body Features

Enclosure Type	Hermetically Sealed

Termination Features

Relay Connection Type	PCB Termination
Terminal Configuration	Extended Leads

Usage Conditions

Operating Temperature Range	-65 – 125 °C

Operation/Application

Vibration Resistance	30G's, 10 – 3000Hz
Actuating System	DC
Shock Resistance	75G's, 6ms
Coil Magnetic System	Non-Polarized, Monostable

Product Compliance

For compliance documentation, visit the product page on TE.com>

EU RoHS Directive 2011/65/EU	Not Compliant
EU ELV Directive 2000/53/EC	Not Compliant
China RoHS 2 Directive MIIT Order No 32, 2016	Restricted Materials Above Threshold
EU REACH Regulation (EC) No. 1907/2006	Current ECHA Candidate List: JUNE 2024 (241) Candidate List Declared Against: JAN 2024 (240) Does not contain REACH SVHC
Halogen Content	Low Halogen - Br, Cl, F, I < 900 ppm per homogenous material. Also BFR/CFR/PVC Free
Solder Process Capability	Not lead free process capable

Product Compliance Disclaimer

This information is provided based on reasonable inquiry of our suppliers and represents our current actual knowledge based on the information they provided. This information is subject to change. The part numbers that TE has identified as EU RoHS compliant have a maximum concentration of 0.1% by weight in homogenous materials for lead, hexavalent chromium, mercury, PBB, PBDE, DBP, BBP, DEHP, DIBP, and 0.01% for cadmium, or qualify for an exemption to these limits as defined in the Annexes of Directive 2011/65/EU (RoHS2). Finished electrical and electronic equipment products will be CE marked as required by Directive 2011/65/EU. Components may not be CE marked. Additionally, the part numbers that TE has identified as EU ELV compliant have a maximum concentration of 0.1% by weight in homogenous materials for lead, hexavalent chromium, and mercury, and 0.01% for cadmium, or qualify for an exemption to these limits as defined in the Annexes of Directive 2000/53/EC (ELV). Regarding the REACH Regulation, the information TE provides on SVHC in articles for this part number is based on the latest European Chemicals Agency (ECHA) 'Guidance on requirements for substances in articles' posted at this URL: https://echa.europa.eu/guidance-documents/guidance-on-reach

Compatible Parts



TE Part # 3-1617028-5
HFW1106K12 = M39016/6-128L

Customers Also Bought



TE Part #3-338311-2
25POS.HD20 PLG ASSY



TE Part #5177983-5
0.8FH,R05H.5,120,08/Sn,TU



TE Part #5106012-1
Z-PACK/C RAMH. 55P.



TE Part #535090-5
096 EURO TYPE C RECEPT ST ASSY



TE Part #2-1445096-6
MICRO MNL HDR ASSY SINGLE ROW



TE Part #103906-4
05 MTE HDR SRRA LATCH .100CL



TE Part #2-111623-7
024 2MM CTR 30DP FT



TE Part #536010-5
096 EURO TYPE C PIN HT ASSY



TE Part #6-103635-0
11 MTE HDR SRRA LTCH.100CL LF

TE Part #923830-E
ERMC 55 MI 1 L1 * 3,50 A-E V-V 2 * 207 E

Documents

CAD Files

3D PDF

3D

Customer View Model
ENG_CVM_CVM_1-1617128-4_O.2d_dxf.zip

English

Customer View Model
ENG_CVM_CVM_1-1617128-4_O.3d_igs.zip

English

Customer View Model

ENG_CVM_CVM_1-1617128-4_O.3d_stp.zip

English

By downloading the CAD file I accept and agree to the Terms and Conditions of use.

Datasheets & Catalog Pages

5-1773450-5_sec1_MS

English

RELAY

English