TOSHIBA Photocoupler GaAs Ired & Photo−Triac

TLP3502A

Trica Driver
Programmable Controllers
AC−Output Module
Solid State Relay

Unit in mm

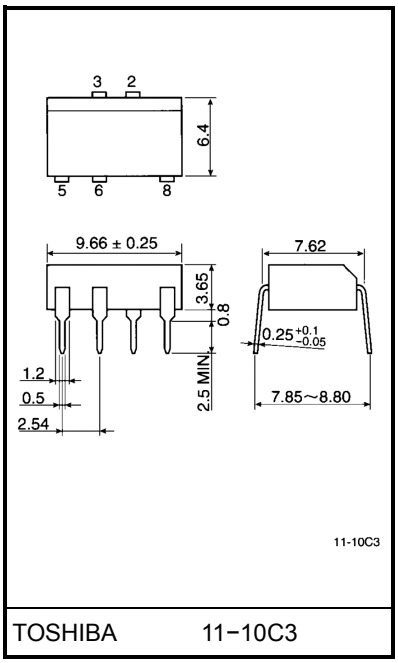

TOSHIBA 11−10C3

Weight: 0.52g

The TOSHIBA TLP3502A consists of a photo−triac optically coupled to a gallium arsenide infrared emitting diode in a 8 lead plastic DIP package.

- Peak off−state voltage: 400V(min.)
- Trigger LED current: 10mA(max.)
- On−state current: $0.6A_{rms}$(max.)
- Isolation voltage: 2500 V_{rms}(min.)
- UL recognized: UL1577, file no. E67349
- Trigger LED current

Classi−fication*	Trigger LED Current (mA) V_T = 6V, Ta = 25°C		Marking Of Classification
	Min.	Max.	
(IFT5)	—	5.0	T5
(IFT7)	—	7.0	T5, T7
Standard	—	10	T5, T7, blank

*Ex. (IFT5); TLP3502A(IFT5)
(Note) Application type name for certification test, please use standard product type name, i.e.
TLP3502A (IFT5): TLP3502A

Pin Configuration (top view)

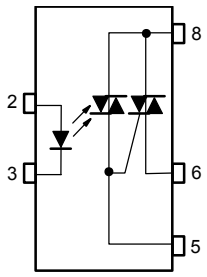

2 : Anode
3 : Cathode
5 : Triac gate
6 : Triac T1
8 : Triac T2

Maximum Ratings (Ta = 25°C)

Characteristic			Symbol	Rating	Unit
LED	Forward current		I_F	50	mA
	Forward current derating (Ta ≥ 53°C)		ΔI_F / °C	−0.7	mA / °C
	Peak forward current (100μs pulse, 100pps)		I_{FP}	1	A
	Reverse voltage		V_R	5	V
	Junction temperature		T_j	125	°C
Detector	Off−state output terminal voltage		V_{DRM}	400	V
	On−state RMS current	Ta = 40°C	$I_{T(RMS)}$	0.6	A
		Ta = 60°C		0.45	
	On−state current derating (Ta ≥ 40°C)		ΔI_T / °C	−7.5	mA / °C
	Peak current from snubber circuit (100μs pulse, 120pps)		I_{SP}	2	A
	Peak nonrepetitive surge current (50Hz, peak)		I_{TSM}	5	A
	Junction temperature		T_j	120	°C
Storage temperature range			T_{stg}	−40~125	°C
Operating temperature range			T_{opr}	−20~80	°C
Lead soldering temperature (10s)			T_{sol}	260	°C
Isolation voltage (AC, 1min., R.H.≤ 60%) (Note)			BV_S	2500	V_{rms}

(Note) Device considered a two terminal: LED side pins shorted together and Detector side pins shorted together.

Recommended Operating Conditions

Characteristic	Symbol	Min.	Typ.	Max.	Unit
Supply voltage	V_{AC}	—	—	120	V_{ac}
Forward current	I_F	15	20	25	mA
Peak current from snubber circuit	I_{SP}	—	—	1	A
Operating temperature	T_{opr}	−20	—	80	°C

Individual Electrical Characteristics (Ta = 25°C)

Characteristic		Symbol	Test Condition	Min.	Typ.	Max.	Unit
LED	Forward voltage	V_F	I_F = 10mA	1.0	1.15	1.3	V
	Reverse current	I_R	V_R = 5V	—	—	10	μA
	Capacitance	C_T	V = 0, f = 1MHz	—	30	—	pF
Detector	Peak off−state current	I_{DRM}	V_{DRM} = 400V, Ta = 110°C	—	—	100	μA
	Peak on−state voltage	V_{TM}	I_{TM} = 0.75A	—	—	3.0	V
	Holding current	I_H	—	—	—	25	mA
	Critical rate of rise of off−state voltage	dv / dt	V_{in} = 120V_{rms} (Fig.1)	200	500	—	V / μs
	Critical rate of rise of commutating voltage	dv / dt (C)	V_{in} = 120V_{rms}, I_T = 0.5A_{rms} (Fig.1)	—	5	—	V / μs

Coupled Electrical Characteristics (Ta = 25°C)

Characteristic	Symbol	Test Condition	Min.	Typ.	Max.	Unit
Trigger LED current	I_{FT}	V_T = 6V	—	—	10	mA
Capacitance (input to output)	C_S	V_S = 0, f = 1MHz	—	1.5	—	pF
Isolation resistance	R_S	V_S = 500V	5×10^{10}	10^{14}	—	Ω
Isolation voltage	BV_S	AC, 1 minute	2500	—	—	V_{rms}
		AC, 1 second, in oil	—	5000	—	
		DC, 1 minute, in oil	—	5000	—	V_{dc}

Fig.1: dv / dt test circuit

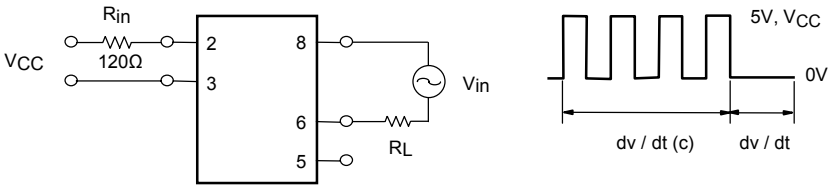

I_F – Ta

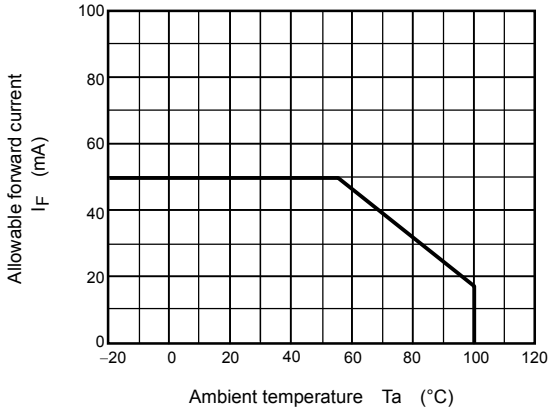

$I_{T(RMS)}$ – Ta

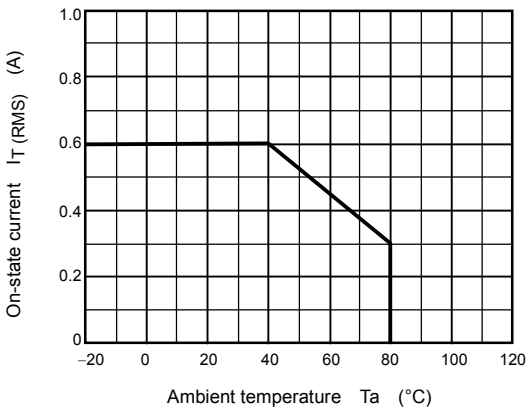

I_{FP} – D_R

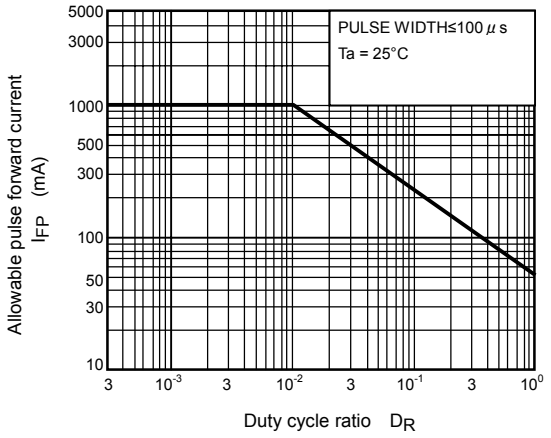

I_F – V_F

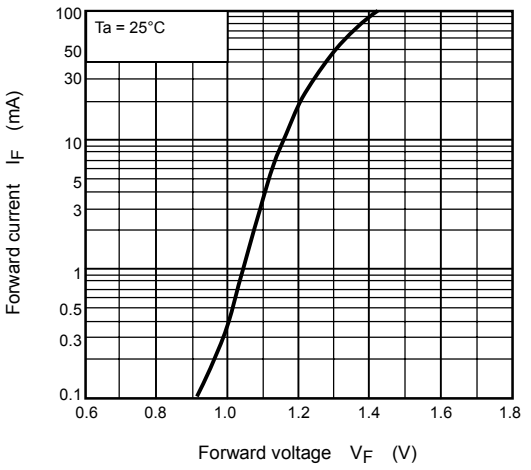

$\Delta V_F / \Delta Ta$ – I_F

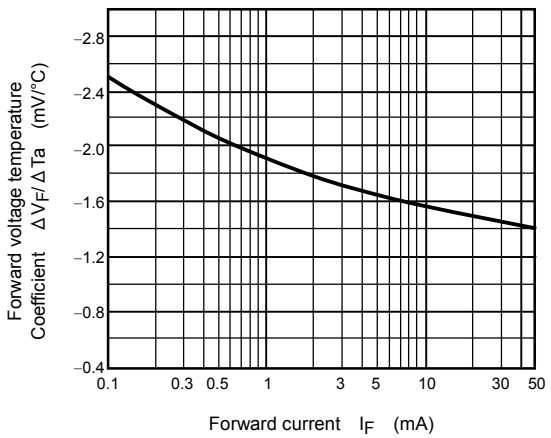

I_{FP} – V_{FP}

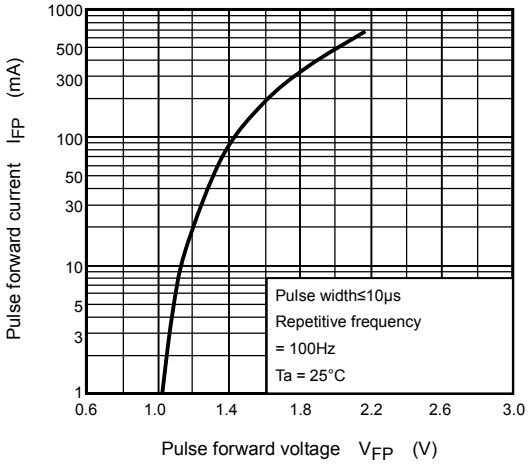

Normalized I_{FT} – Ta

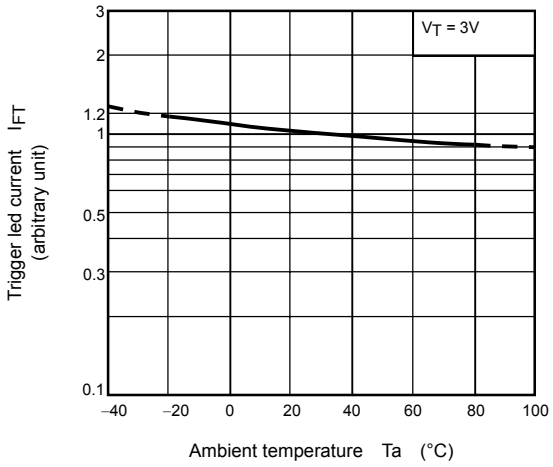

Normalized I_H – Ta

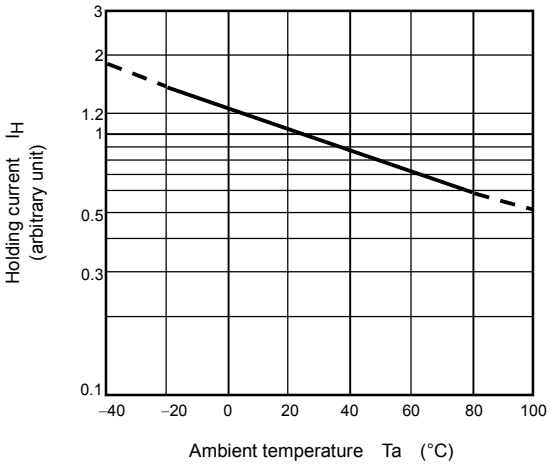

Normalized I_{DRM} – Ta

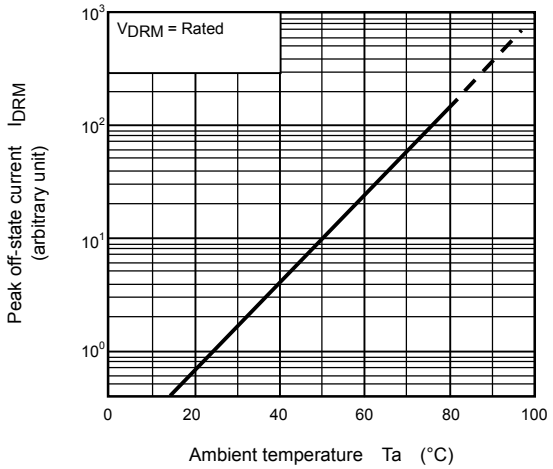

Normalized V_{DRM} – Ta

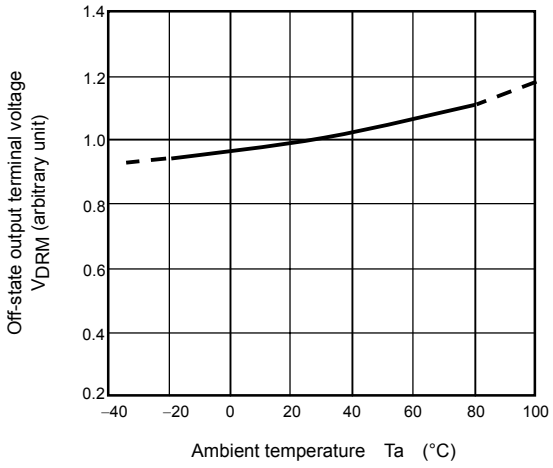

Normalized LED Current – Led Current Pulse Width

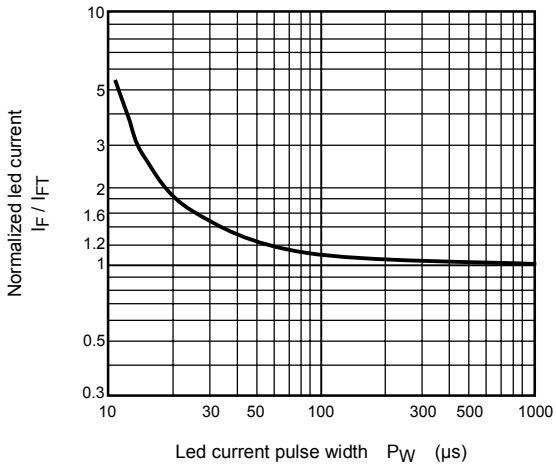

RESTRICTIONS ON PRODUCT USE

000707EBC

- TOSHIBA is continually working to improve the quality and reliability of its products. Nevertheless, semiconductor devices in general can malfunction or fail due to their inherent electrical sensitivity and vulnerability to physical stress. It is the responsibility of the buyer, when utilizing TOSHIBA products, to comply with the standards of safety in making a safe design for the entire system, and to avoid situations in which a malfunction or failure of such TOSHIBA products could cause loss of human life, bodily injury or damage to property.
  In developing your designs, please ensure that TOSHIBA products are used within specified operating ranges as set forth in the most recent TOSHIBA products specifications. Also, please keep in mind the precautions and conditions set forth in the “Handling Guide for Semiconductor Devices,” or “TOSHIBA Semiconductor Reliability Handbook” etc..
- The TOSHIBA products listed in this document are intended for usage in general electronics applications (computer, personal equipment, office equipment, measuring equipment, industrial robotics, domestic appliances, etc.). These TOSHIBA products are neither intended nor warranted for usage in equipment that requires extraordinarily high quality and/or reliability or a malfunction or failure of which may cause loss of human life or bodily injury (“Unintended Usage”). Unintended Usage include atomic energy control instruments, airplane or spaceship instruments, transportation instruments, traffic signal instruments, combustion control instruments, medical instruments, all types of safety devices, etc.. Unintended Usage of TOSHIBA products listed in this document shall be made at the customer’s own risk.
- Gallium arsenide (GaAs) is a substance used in the products described in this document. GaAs dust and fumes are toxic. Do not break, cut or pulverize the product, or use chemicals to dissolve them. When disposing of the products, follow the appropriate regulations. Do not dispose of the products with other industrial waste or with domestic garbage.
- The products described in this document are subject to the foreign exchange and foreign trade laws.
- The information contained herein is presented only as a guide for the applications of our products. No responsibility is assumed by TOSHIBA CORPORATION for any infringements of intellectual property or other rights of the third parties which may result from its use. No license is granted by implication or otherwise under any intellectual property or other rights of TOSHIBA CORPORATION or others.
- The information contained herein is subject to change without notice.