TRACO POWER

DC/DC Converter

TMR 3WISM Series, 3 Watt

- **Ultra wide 4:1 Input: 4.5–12, 9–36 and 18–75 VDC**
- **I/O-isolation 1‘500 VDC**
- **Fully regulated outputs**
- **Operating temperature range –40°C to +80°C**
- **Protection against short circuit and overload**
- **Remote On/Off**
- **3-year product warranty**



UL 62368-1 IEC 62368-1

The TMR 3WISM Series is a set of 3 Watt SMD DC/DC converters. They operate up to 65°C environment temperature at full load or up to 80°C with a 50% load derating. With UL 60950-1 certification, 1’500 VDC I/O-isolation voltage, external On/Off and short current protection they cover a wide range of application when space is limited. The input of the converters is designed for a wide voltage range (4:1) and minimum load is not required.

Models

Order Code	Input Voltage Range	Output 1		Output 2		Efficiency
		Vnom	Imax	Vnom	Imax	typ.
TMR 3-0511WISM	4.5 - 12 VDC (9 VDC nom.)	5 VDC	600 mA			81 %
TMR 3-0512WISM		12 VDC	250 mA			84 %
TMR 3-0513WISM		15 VDC	200 mA			84 %
TMR 3-0515WISM		24 VDC	125 mA			84 %
TMR 3-0522WISM		+12 VDC	125 mA	–12 VDC	125 mA	83 %
TMR 3-0523WISM		+15 VDC	100 mA	–15 VDC	100 mA	83 %
TMR 3-2411WISM	9 - 36 VDC (24 VDC nom.)	5 VDC	600 mA			80 %
TMR 3-2412WISM		12 VDC	250 mA			85 %
TMR 3-2413WISM		15 VDC	200 mA			85 %
TMR 3-2415WISM		24 VDC	125 mA			85 %
TMR 3-2422WISM		+12 VDC	125 mA	–12 VDC	125 mA	84 %
TMR 3-2423WISM		+15 VDC	100 mA	–15 VDC	100 mA	84 %
TMR 3-4811WISM	18 - 75 VDC (48 VDC nom.)	5 VDC	600 mA			80 %
TMR 3-4812WISM		12 VDC	250 mA			84 %
TMR 3-4813WISM		15 VDC	200 mA			84 %
TMR 3-4815WISM		24 VDC	125 mA			85 %
TMR 3-4822WISM		+12 VDC	125 mA	–12 VDC	125 mA	83 %
TMR 3-4823WISM		+15 VDC	100 mA	–15 VDC	100 mA	82 %

Input Specifications

Input Current	- At no load	9 Vin models:	40 mA typ.
		24 Vin models:	20 mA typ.
		48 Vin models:	13 mA typ.
	- At full load	9 Vin models:	730 mA typ.
		24 Vin models:	150 mA typ.
		48 Vin models:	75 mA typ.
Surge Voltage		9 Vin models:	15 VDC max. (1 s max.)
		24 Vin models:	50 VDC max. (1 s max.)
		48 Vin models:	100 VDC max. (1 s max.)
Recommended Input Fuse			(The need of an external fuse has to be assessed in the final application.)
Input Filter			Internal Pi-Type
Short Circuit Input Power			1.5 W max.

Output Specifications

Voltage Set Accuracy			±1% max.
Regulation	- Input Variation (Vmin - Vmax)	single output models:	0.5% max.
		dual output models:	0.5% max.
	- Load Variation (0 - 100%)	single output models:	1% max.
		dual output models:	1% max. (Output 1)
			1% max. (Output 2)
	- Voltage Balance (symmetrical load)	dual output models:	2% max.
	- Cross Regulation (25% / 100% asym. load)	dual output models:	5% max.
Ripple and Noise	- 20 MHz Bandwidth		50 mVp-p max.
Capacitive Load	- single output	5 Vout models:	1'680 µF max.
		12 Vout models:	820 µF max.
		15 Vout models:	680 µF max.
		24 Vout models:	390 µF max.
	- dual output	12 / -12 Vout models:	470 / 470 µF max.
		15 / -15 Vout models:	330 / 330 µF max.
Minimum Load			Not required
Temperature Coefficient			±0.02 %/K max.
Start-up Time			30 ms max.
Short Circuit Protection			Automatic recovery
Overload Protection			Foldback Mode
Output Current Limitation			160% typ. of Iout max.
Transient Response	- Response Deviation		5% max. (25% Load Step)
	- Response Time		250 µs typ. (25% Load Step)

Safety Specifications

Standards	- IT / Multimedia Equipment	EN 60950-1 EN 62368-1 IEC 60950-1 IEC 62368-1 UL 60950-1 UL 62368-1
	- Certification Documents	www.tracopower.com/overview/tmr3wism
Pollution Degree		PD 3

All specifications valid at nominal voltage, resistive full load and +25°C after warm-up time, unless otherwise stated.

EMC Specifications

EMI (Emissions)	- Conducted Emissions		EN 55032 class A (internal filter) FCC 47 Part 15 class A (internal filter)
	- Radiated Emissions		EN 55032 class A (internal filter) FCC 47 Part 15 class A (internal filter)
EMS (Immunity)			EN 55024 (IT Equipment) EN 55035 (Multimedia)
	- Electrostatic Discharge	Air:	EN 61000-4-2, ±8 kV, perf. criteria A
		Contact:	EN 61000-4-2, ±6 kV, perf. criteria A
	- RF Electromagnetic Field		EN 61000-4-3, 10 V/m, perf. criteria A
	- EFT (Burst) / Surge		EN 61000-4-4, ±2 kV, perf. criteria A
			EN 61000-4-5, ±1 kV, perf. criteria A
		Ext. input component:	220 µF / 100 V
	- Conducted RF Disturbances		EN 61000-4-6, 10 Vrms, perf. criteria A
	- PF Magnetic Field	Continuous:	EN 61000-4-8, 3 A/m, perf. criteria A

General Specifications

Relative Humidity			95% max. (non condensing)
Temperature Ranges	- Operating Temperature		–40°C to +80°C
	- Case Temperature		+95°C max.
	- Storage Temperature		–55°C to +125°C
Power Derating	- High Temperature		3.3 %/K above 65°C
		See application note:	www.tracopower.com/overview/tmr3wism
Cooling System			Natural convection (20 LFM)
Remote Control	- Voltage Controlled Remote (passive = on)		On: < 0.6 VDC or open circuit Off: 4.7 to 15 VDC Refers to 'Remote' and '-Vin' Pin
	- Current Controlled Remote (passive = on)		On: open circuit Off: 2 to 4 mA current
	- Off Idle Input Current		3 mA max.
Altitude During Operation			5'000 m max.
Switching Frequency			100 kHz min. (PFM)
Insulation System			Functional Insulation
Isolation Test Voltage	- Input to Output, 60 s		1'500 VDC
	- Input to Output, 1 s		1'800 VDC
Isolation Resistance	- Input to Output, 500 VDC		1'000 MΩ min.
Isolation Capacitance	- Input to Output, 100 kHz, 1 V		500 pF typ.
Reliability	- Calculated MTBF		5'090'000 h (MIL-HDBK-217F, ground benign)
Moisture Sensitivity (MSL)			Level 2 (J-STD-033C)
Washing Process			Not allowed
Housing Material			Non-conductive Plastic (UL 94 V-0 rated)
Pin Material			Phosphor Bronze (C5191)
Pin Foundation Plating			Copper (1 - 3 µm)
Pin Surface Plating			Tin (7.5 µm min.), matte
Housing Type			Plastic Case
Mounting Type			PCB Mount
Connection Type			SMD (Surface-Mount Device)
Footprint Type			SMD14
Soldering Profile			Lead-Free Reflow Soldering (acc. J-STD-020E)
		See application note:	www.tracopower.com/info/reflow-soldering.pdf
Weight			3.5 g

All specifications valid at nominal voltage, resistive full load and +25°C after warm-up time, unless otherwise stated.

Environmental Compliance	- REACH Declaration	www.tracopower.com/info/reach-declaration.pdf REACH SVHC list compliant REACH Annex XVII compliant
	- RoHS Declaration	www.tracopower.com/info/rohs-declaration.pdf Exemptions: 7a (RoHS exemptions refer to the component concentration only, not to the overall concentration in the product (O5A rule).)
	- SCIP Reference Number	d0438583-64e8-4d97-b9bf-4aacea981d89

Supporting Documents

Overview Link (for additional Documents)	www.tracopower.com/overview/tmr3wism

Outline Dimensions

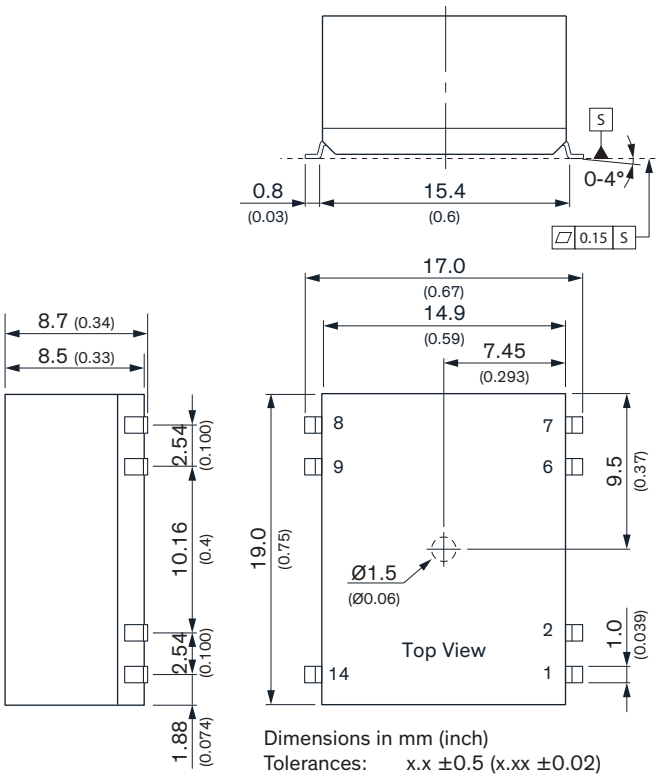

Dimensions in mm (inch)
Tolerances: x.x ±0.5 (x.xx ±0.02)
x.xx ±0.25 (x.xxx ±0.01)
Pin dimension tolerance: ±0.05 (±0.002)

Pinout

Pin	Single Output	Dual Output
1	–Vin (GND)	–Vin (GND)
2	Remote	Remote
6	NC	Common
7	NC	–Vout
8	+Vout	+Vout
9	–Vout	Common
14	+Vin (Vcc)	+Vin (Vcc)

NC: Not connected

All specifications valid at nominal voltage, resistive full load and +25°C after warm-up time, unless otherwise stated.

Recommended Solder Pad Layout

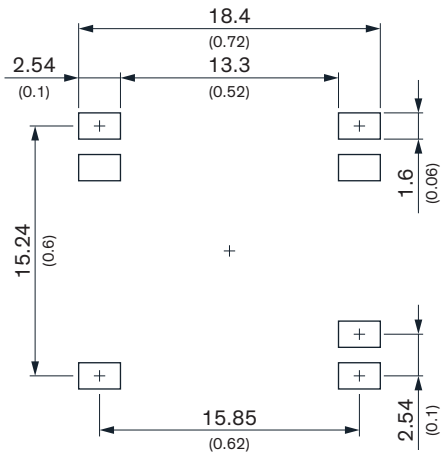

© Copyright 2025 Traco Electronic AG